

**SUN VALLEY WATER & SEWER DISTRICT  
REGULAR MEETING  
AGENDA IN THE COUNCIL CHAMBER OF THE SUN VALLEY CITY HALL  
8:30 A.M., Monday, July 15, 2024**

**access also via zoom: [Join Mtg # 891 5244 3886](#) passcode 202005**

**\* ALL ITEMS LISTED ON THIS AGENDA ARE POTENTIAL ACTION ITEMS AND VOTES MAY BE TAKEN ON ANY ITEM LISTED\***

- **CALL TO ORDER**

- **APPROVAL OF MINUTES**      Regular Meeting of June 17, 2024

- **FINANCIAL REPORT**

- **APPROVAL CHECK VOUCHERS AND PAYROLL**

1.	Bond Payment – Final Payment	\$	247,461.02
2.	Payment Approval Report Unpaid over \$5,000 excluding recurring 06/18/2024 – 07/15/2024:	\$	294,233.70
3.	Paid Invoice Report 06/18/2024 – 07/15/2024:	\$	384,449.37
4.	Payroll #29: 05/20/24 – 06/02/24 & pd Jun 6th:	\$	14,419.27
5.	Payroll #30: 06/03/24 – 06/16/24 & pd Jun 20th:	\$	14,602.94
6.	Well Fargo Credit Card Statement:	\$	308.71
7.	New Vendors: Con Paulos Automotive, 120Water		

- **WATER PUMPED ( June 2024 ):**      177,082,300 [ReUse = 13,760,000]

- **SEWER FLOWS ( June 2024 )**

<i>ELKHORN</i>	<i>7,613,000</i>	
<i>SUN VALLEY</i>	<i><u>14,474,000</u></i>	
<b>TOTAL ( SV )</b>	<b>22,087,000</b>	(51.81%)
<b>KETCHUM</b>	<b>20,540,000</b>	(48.19%)

- **KSTP REPORT** (no docs)

- **ENGINEERING – Monthly updates from HDR, Jacobs**

- **IDEQ / LEAD PIPE – 10.16.24: 120 WATER proposal**

- **AT&T LEASE (Sage Creek site) – Extension / renewal**

- **IRRIGATION: Resolution 2016-01, BWGWMA & community**

- **DRAFT BUDGET for FY 12.01.24 – Initial Review**

- **DISTRICT PROJECTS**

- **LEGAL**

- **PUBLIC COMMENT**

- **EXECUTIVE SESSION**

Pursuant to, and subject to the limitation of, Idaho Code § 74-206, the Board of Directors may hold an executive session, upon the adoption, by roll call vote, of a motion to do so which includes a description of the exact purpose for which it is being held.

- **ADJOURNMENT**

Any person needing special accommodations to participate in the above noticed meeting should contact the Sun Valley Water & Sewer District prior to the meeting at (208) 622-7610.

**SUN VALLEY WATER AND SEWER DISTRICT  
REGULAR MEETING OF THE BOARD OF DIRECTORS  
IN THE COUNCIL CHAMBERS OF THE SUN VALLEY CITY HALL and via conference call  
Monday, June 17, 2024 - 8:30 a.m.**

**PRESENT**

Jim Loyd, Chair  
Doug Brown, Secretary  
Peter Hendricks, Director

**ALSO PRESENT**

Patrick McMahon, General Manager  
Evan Robertson, Counsel - via zoom  
Mick Mummert, KSTP  
Marybeth Collins

**CALL TO ORDER**

Chairman Loyd called the Regular Meeting to order at 8:32 a.m., with quorum being established.

**APPROVAL OF MINUTES**

Director Hendricks motioned to approve the minutes of May 20, 2024. Director Brown seconded, and the motion carried unanimously.

**FINANCIAL REPORT AND APPROVAL**

Financial reporting was provided to the Board for review. General updates specific to budget overages, payables over \$5,000 and the like. Director Hendricks noted percentage error on dashboard reporting, inquired about the significant variance of reporting between May 2024 and May 2023 in KSTP numbers, and suggested including pagination notation on the agenda. Director Brown inquired about Mission Square as a regular payable item. Discussion of voluntary staff payroll deduction dating back some significant time occurred, with Pat providing the deduction was a family decision. Historically, previous staff had also participated. Director Hendricks requested confirmation of consent and hold harmless features.

Director Hendricks motioned to approve the items one (1) through six (6) as reflected on the agenda:

- (1) Approval Report Unpaid over \$5,000 excluding recurring for the period 05/21/24 – 06/17/24 for \$169,707.05;
- (2) the Paid Invoice Report for the period 05/21/24 – 06/17/24 for \$84,166.08;
- (3) the Payroll Report for the period 04/22/24 – 05/05/24 for \$14,509.94;
- (4) the Payroll Report for the period 05/06/24 – 05/19/24 for \$14,037.96;
- (5) the Wells Fargo Credit Card Statement in the amount of \$4,711.53
- (6) New vendors: Form Studio

Director Brown then seconded Director Hendricks's motion and the motion passed unanimously.

## **INSURANCE – Letter of Renewal**

ICRMP communicated in advance that a significant rate increase was in the officing for the upcoming renewal period. Director Hendricks referenced several other governmental entities who have received similar communication, and there was general discussion about insurance coverage for the Wood River Valley as a whole, with several residential situations being dropped from coverage and several communal living locations taking extreme measures in order to obtain or retain any basic insurance coverage. Some exploratory review will occur, but no change in insurance partner is planned.

## **KSTP**

Mick notes it was a low water year, which is to say that the organized snow melt experienced this spring has kept water levels fairly steady and infiltration has not been a serious problem for Ketchum. Current daily flows are right around 1.5M, whereas last year in May – the plant saw 4M/gal per day. In larger review – current flows are a little higher than average. Operations are good at the plant.

RCI construction has commenced construction on the aeration building, and that work is moving along as planned. HDR and KSTP staff continue to work on the biosolids plan and confidence in such plan. And, the dewatering project is moving along.

With regard to reuse, and possible interested parties for this water – some general inquiry has occurred specific to the Reinheimer acreage which lines the highway into the City of Ketchum. Some transition is anticipated in an existing agreement, and solutions are being explored.

## **ENGINEERING**

Pat spoke to a few District efforts, including some long planned effort at the Dollar Reservoirs' altitude value, consideration of a change at the St Lukes lift to an above-ground situation, Well 14 recent site mapping and conversation with SVCo, and the generator at the wellfield.

## **BANYAN CONTRACT**

Director Brown motioned to approve the contract renewal with Banyan. Director Hendricks seconded, and the motion carried unanimously.

## **ST LUKES DISCUSSION**

The Board discussed possible changes in this area, and the Districts ability and willingness to service these possible updates. Adjacent property was considered. The Board agreed that a very clear and concise letter should be created and sent out for review by District counsel.

## **WOOD RIVER PROJECTS**

Pat spoke to his regular participation in the BWGWM Agreement renewal, and its updated terms. Funding for infrastructure improvements is a central feature. Curtailment of several groundwater districts along the East Snake River were referenced.

## **EIDE BAILLY PROPOSAL**

Director Hendricks suggested that separate discussion with District staff might be helpful in determining what EB services would be of actual use to the District for financial reporting confidence. Reasonably, an evaluative study by EB for areas to improve was understandable, but it was unclear what was being solved, via the proposal. Follow up conversation will be planned.

## **LEGAL**

Evan referenced a statute item he had sent along, as there had been some discussion about Board membership. There are no immediate pressing issues, it is a guide in timing and planning.

**PUBLIC COMMENT**

None.

**EXECUTIVE SESSION**

None.

**ADJOURNMENT**

Having no further business to conduct, Chairman Loyd declared the meeting adjourned at 9:38 a.m.

\_\_\_\_\_  
Chairman, James Loyd

ATTEST:

\_\_\_\_\_  
Secretary, Doug Brown

DRAFT



## SUN VALLEY WATER & SEWER DISTRICT

TO: PAT MCMAHON AND THE BOARD OF DIRECTORS  
FROM: Staff  
DATE: July 15, 2024  
SUBJECT: Financial Reporting

1. Department Activities
  - a. Monthly Billing
  - b. Government Window start up for July 1
  - c. CPA, banking, staff
2. Financial Position
  - a. Local, LGIP
3. Financial Results
4. Financial Statements
  - a. Balance Sheet
  - b. Revenue & Expense
5. Director Monthly Reporting
6. Payment Approval Report-Invoice Register: Over 5,000 (and supporting)
  - a. Bond Payment - final
7. Capital Projects Report (and supporting)
  - a. KSTP Construction
8. Paid Invoice Report
9. Payroll Approval (June: 2 pay periods)
  - a. #29 PPE: 06.02.24 / PPD: 06.06.24
  - b. #30 PPE: 06.16.24 / PPD: 06.20.24
10. Wells Fargo Credit Card Statement (to known on 07.11.24)
11. New Vendor(s) – Con Paulos (truck purchase) and 120 Water (prep for DEQ report on all connections)



BALANCE SHEET REPORT FOR SUN VALLEY WATER & SEWER DISTRICT  
Balance As of 06/30/2024

YTD Balance

GL Number	Description	06/30/2024
<b>Fund: 1 WATER AND SEWER</b>		
<b>*** Assets ***</b>		
<b>Account Classification: CASH OPERATING</b>		
<b>Account Type: Cash</b>		
1-0-1-01-00	CASH - OPERATING CHECKING	318,954.88
	Cash	318,954.88
	CASH OPERATING	318,954.88
<b>Account Classification: CASH RESTRICTED</b>		
<b>Account Type: Cash</b>		
1-0-1-02-00	CASH - 2018 BOND FUND (2007)	853.18
1-0-1-05-00	CASH - '04 KSTP CONSTRUCT. FUND	507.72
1-0-1-05-01	CASH - '08 MCHANVILLE LID	504.46
	Cash	1,865.36
	CASH RESTRICTED	1,865.36
<b>Account Classification: Taxes Receivable</b>		
<b>Account Type: Accounts Receivable</b>		
1-0-1-06-00	TAXES RECEIVABLE - CURRENT	566,546.92
1-0-1-07-00	TAXES RECEIVABLE - DELINQUENT	(5,149.28)
1-0-1-09-00	TAXES RECEIVABLE-CURRENT-BOND	(182,203.03)
1-0-1-10-00	TAXES REC DELIQUENT-BOND	(1,321.21)
	Accounts Receivable	377,873.40
	Taxes Receivable	377,873.40
<b>Account Classification: Accounts Receivable</b>		
<b>Account Type: Accounts Receivable</b>		
1-0-1-15-00	ACCOUNTS RECEIVABLE - OTHER	258.83
1-0-1-16-00	ACCOUNTS RECEIVABLE METERED LO	351,177.28
1-0-1-17-00	ACCOUNTS RECEIVABLE W/S TRADE	41,227.15
	Accounts Receivable	392,663.26
<b>Account Type: Other Assets</b>		
1-0-1-18-00	ACCRUED SPRINKLING REVENUE SV	(54,630.38)
1-0-1-19-00	ACCRUED SPRINKLING REVENUE ELK	(102,214.97)
	Other Assets	(156,845.35)
	Accounts Receivable	235,817.91
<b>Account Classification: Other Current Assets</b>		
<b>Account Type: Other Assets</b>		
1-0-1-41-00	INVENTORY OF SUPPLIES	63,756.55
1-0-1-55-00	PREPAID EXPENSES	10,431.40
	Other Assets	74,187.95
	Other Current Assets	74,187.95
<b>Account Classification: Investments</b>		
<b>Account Type: Cash</b>		
1-0-1-52-00	SEWER REPLACEMENT/REPAIR FUND	455,513.79
	Cash	455,513.79
<b>Account Type: Investments</b>		
1-0-1-48-00	INVESTMENTS-2018 BOND RPAY FND	243,359.99
1-0-1-50-00	INVESTMENTS - GENERAL FUND	7,224,493.37
1-0-1-51-00	INVESTMENTS - CAP RESERVE FUND	111,081.53
1-0-1-54-00	INVESTMENTS-'04 KSTP CONST FND	2,198.98
1-0-1-54-01	INVESTMENTS-'08 MCHANVILLE LID	358,004.42
	Investments	7,939,138.29
	Investments	8,394,652.08
<b>Account Classification: PROPERTY PLANT &amp; EQUIP</b>		
<b>Account Type: Fixed Assets</b>		
1-0-1-61-00	FIXED ASSETS - LAND	668,769.88
1-0-1-62-00	FIXED ASSETS - BUILDINGS	564,919.11
1-0-1-63-00	FIXED ASSETS-IMPR NOT BLDG WTR	17,153,643.28
1-0-1-64-00	FIXED ASSETS-IMPR NOT BLDG SEW	4,088,030.93
1-0-1-65-00	FIXED ASSETS - MACH/EQ - WATER	452,242.61
1-0-1-66-00	FIXED ASSETS - MACH/EQ - SEWER	554,358.40
1-0-1-67-00	FIXED ASSETS - OFFICE EQUIPMNT	116,165.19
1-0-1-68-00	FIXED ASSETS - W.I.P. - WATER	1,948,920.54

BALANCE SHEET REPORT FOR SUN VALLEY WATER & SEWER DISTRICT  
Balance As of 06/30/2024

GL Number	Description	YTD Balance 06/30/2024
<b>Fund: 1 WATER AND SEWER</b>		
<b>*** Assets ***</b>		
<b>Account Classification: PROPERTY PLANT &amp; EQUIP</b>		
<b>Account Type: Fixed Assets</b>		
1-0-1-69-00	FIXED ASSETS - W.I.P. - SEWER	497,363.02
1-0-1-69-50	FIXED ASSETS - REUSE	4,613,070.63
	Fixed Assets	30,657,483.59
<b>Account Type: Other Assets</b>		
1-0-1-72-00	DEPRECIATION - BUILDINGS	(505,663.82)
1-0-1-73-00	DEPR - IMPR NOT BLDG - WATER	(9,678,839.87)
1-0-1-74-00	DEPR - IMPR NOT BLDG - SEWER	(2,720,246.11)
1-0-1-75-00	DEPR - MACH/EQUIP - WATER	(433,890.87)
1-0-1-76-00	DEPR - MACH/EQUIP - SEWER	(321,342.05)
1-0-1-77-00	DEPR - OFFICE EQUIPMENT	(114,671.27)
1-0-1-78-00	DEPR - REUSE	(1,106,159.71)
	Other Assets	(14,880,813.70)
	PROPERTY PLANT & EQUIP	15,776,669.89
<b>Account Classification: DEFERRED CHARGE, NET AMOR., KSTP CONT</b>		
<b>Account Type: Other Assets</b>		
1-0-1-96-00	CONTRIBUTION - KSTP (ASSET)	13,234,213.71
1-0-1-97-00	ACCUMULATED AMORTIZATION KSTP	(8,659,822.81)
1-0-1-99-00	DOF OF RES.-PENSION OBLIGATION	203,310.00
	Other Assets	4,777,700.90
	DEFERRED CHARGE, NET AMOR., KSTP CONT	4,777,700.90
<b>Total Assets</b>		29,957,722.37
<b>*** Liabilities ***</b>		
<b>Account Classification: OTHER CURRENT LIABILITIES</b>		
<b>Account Type: Accounts Payable</b>		
1-0-2-01-00	ACCOUNTS PAYABLE	562,099.57
	Accounts Payable	562,099.57
<b>Account Type: Liabilities-ST</b>		
1-0-2-12-00	ACCR INT PAYABLE ON BONDS	7,197.74
1-0-2-16-00	SALARIES PAYABLE	4,588.79
1-0-2-21-00	INS - PAYROLL DEDUCT PAYABLE	6,185.85
1-0-2-21-10	HSA Payable	0.80
1-0-2-24-00	DEF COMP - PAYROLL TAXES PAY	71,026.32
	Liabilities-ST	88,999.50
	OTHER CURRENT LIABILITIES	651,099.07
<b>Account Classification: CURRENT PORTION LTD</b>		
<b>Account Type: Liabilities-ST</b>		
1-0-2-11-00	CURRENT PORTION LONG TERM DEBT	243,564.00
	Liabilities-ST	243,564.00
	CURRENT PORTION LTD	243,564.00
<b>Account Classification: 2009 MCHANVILLE LID BONDS, 6.35% DUE2029</b>		
<b>Account Type: Liabilities-ST</b>		
1-0-2-38-00	2009 MCHANVILLE LID PRINCIPAL	47,934.55
	Liabilities-ST	47,934.55
	2009 MCHANVILLE LID BONDS, 6.35% DUE2029	47,934.55
<b>Account Classification: BONDS CURRENT PORTION</b>		
<b>Account Type: Liabilities-ST</b>		
1-0-2-39-00	BONDS CURRENT PORTION	(491,025.02)
	Liabilities-ST	(491,025.02)
	BONDS CURRENT PORTION	(491,025.02)
<b>Account Classification: 2018 BOND, 4.200-4.50% DUE AUG 2024</b>		
<b>Account Type: Liabilities-ST</b>		
1-0-2-40-00	2018 BONDS	243,562.00
	Liabilities-ST	243,562.00
	2018 BOND, 4.200-4.50% DUE AUG 2024	243,562.00
<b>Account Classification: DEFERRED INFLOW - TAXES</b>		

BALANCE SHEET REPORT FOR SUN VALLEY WATER & SEWER DISTRICT  
Balance As of 06/30/2024

YTD Balance

GL Number	Description	06/30/2024
<b>Fund: 1 WATER AND SEWER</b>		
<b>*** Liabilities ***</b>		
<b>Account Classification: DEFERRED INFLOW - TAXES</b>		
<b>Account Type: Liabilities-ST</b>		
1-0-2-69-00	DEFERRED INFLOW - TAXES	590,558.55
	Liabilities-ST	590,558.55
	DEFERRED INFLOW - TAXES	590,558.55
	<b>Total Liabilities</b>	1,285,693.15
<b>*** Fund Equity ***</b>		
<b>Account Classification: CONTRIBUTIONS FROM DEVELOPERS</b>		
<b>Account Type: Unassigned</b>		
1-0-2-63-00	CONTRIBUTIONS FROM DEVELOPERS	4,770,492.56
	Unassigned	4,770,492.56
	CONTRIBUTIONS FROM DEVELOPERS	4,770,492.56
<b>Account Classification: NET PENSION LIABILITY</b>		
<b>Account Type: Unassigned</b>		
1-0-2-65-00	NET PENSION LIABILITY	466,615.00
1-0-2-68-00	DIF OF RES-EMPLOYER PENS ASSUM	26,493.00
	Unassigned	493,108.00
	NET PENSION LIABILITY	493,108.00
<b>Account Classification: RETAINED EARNINGS</b>		
<b>Account Type: Unassigned</b>		
1-0-2-72-00	RETAINED EARNINGS - UNRESERVED	20,877,677.32
	Unassigned	20,877,677.32
	RETAINED EARNINGS	20,877,677.32
<b>Account Classification: Unclassified</b>		
<b>Account Type: Unassigned</b>		
1-0-2-73-00	RETAINED EARNINGS - RESERVED	1,324,818.74
	Unassigned	1,324,818.74
	Unclassified	1,324,818.74
	<b>Total Fund Equity</b>	27,466,096.62
<b>Total Fund 1:</b>		
<b>TOTAL ASSETS</b>		
		29,957,722.37
<b>BEG. FUND BALANCE - 22-23</b>		
		27,466,096.62
<b>+ NET OF REVENUES/EXPENDITURES - 22-23</b>		
		443,389.17
<b>+ NET OF REVENUES &amp; EXPENDITURES</b>		
		762,543.43
<b>= ENDING FUND BALANCE</b>		
		28,672,029.22
<b>+ LIABILITIES</b>		
		1,285,693.15
<b>= TOTAL LIABILITIES AND FUND BALANCE</b>		
		29,957,722.37

SVWSD REVENUE AND EXPENDITURE REPORT FOR SUN VALLEY WATER & SEWER DISTRICT

Balance As of 06/30/2024

GL Number	Description	Activity For Month 06/30/2023	Activity For 06/30/2024	YTD Balance 06/30/2024	23-24 Amended Budget	% Bdg't Used	BALANCE 2023 December	BALANCE 2024 January	BALANCE 2024 February	BALANCE 2024 March	BALANCE 2024 April	BALANCE 2024 May	BALANCE 2024 June
<b>Account Category: Revenues</b>													
1-0-3-01-00	GENERAL PROPERTY TAXES	92,465.18	102,581.00	671,265.66	1,150,671.00	58.34	188,328.08	380,356.58	476,245.83	383,807.00	476,245.83	568,684.66	671,265.66
1-0-3-02-00	JUDGMENT REFUND FR COUNTY	0.00	0.00	0.00	70.00	0.00	0.00	0.00	0.00	0.00	0.00	0.00	0.00
1-0-3-01-01	BOND PROPERTY TAXES	27,156.52	5,068.00	146,628.46	251,358.00	58.33	48,100.25	90,154.91	114,345.62	87,264.62	114,412.54	141,560.46	146,628.46
1-0-3-19-00	PENALTY/INTEREST ON DEL TAXES	314.55	527.07	2,815.41	5,000.00	56.31	3,393.83	4,201.62	1,466.48	1,798.44	2,031.17	2,288.34	2,815.41
1-0-3-34-00	STATE SALES TAX	0.00	0.00	36,034.66	70,000.00	51.48	0.00	0.00	18,760.29	18,760.29	18,760.29	36,034.66	36,034.66
1-0-3-38-00	WATER MO. CHGS - SV SIDE	0.00	27,227.48	277,706.92	385,000.00	72.13	37,774.80	105,705.13	160,413.72	194,247.58	222,919.62	250,479.44	277,706.92
1-0-3-39-00	WATER MO. CHGS - ELKHORN SIDE	429.65	33,373.42	231,016.92	365,000.00	63.29	33,790.50	67,688.32	101,485.96	131,642.79	164,701.32	197,643.50	231,016.92
1-0-3-40-00	SEWER MO. CHGS - SV SIDE	4,284.57	42,953.34	294,223.21	550,000.00	53.50	40,822.38	82,944.82	124,987.95	167,233.81	209,426.78	251,269.87	294,223.21
1-0-3-41-00	SEWER MO. CHGS - ELKHORN SIDE	566.26	57,188.10	399,316.26	630,000.00	63.38	56,795.22	113,790.31	170,673.17	227,790.71	285,085.34	342,128.16	399,316.26
1-0-3-42-00	SUMMER SPRINKLING - SV SIDE	57,428.57	137,655.86	180,437.41	650,000.00	27.76	0.00	0.00	0.00	0.00	0.00	42,781.55	180,437.41
1-0-3-43-00	SUMMER SPRINKLING - ELKHORN	102,857.14	228,283.81	319,293.69	730,000.00	43.74	0.00	24.16	52.94	77.10	103.58	91,009.88	319,293.69
1-0-3-45-00	WATER CONNECTION FEE	75.00	300.00	300.00	750.00	40.00	0.00	0.00	0.00	0.00	0.00	0.00	300.00
1-0-3-46-00	SEWER CONNECTION FEE	75.00	300.00	300.00	750.00	40.00	0.00	0.00	0.00	0.00	0.00	0.00	300.00
1-0-3-47-00	CAPITAL IMPRV H/U FEES-SEWER	3,100.00	11,572.00	11,572.00	28,930.00	40.00	0.00	0.00	0.00	0.00	0.00	0.00	11,572.00
1-0-3-49-00	CAPITAL IMPROV H/U FEES-H2O	1,900.00	11,316.00	11,316.00	28,290.00	40.00	0.00	0.00	0.00	0.00	0.00	0.00	11,316.00
1-0-3-69-00	OTHER REVENUES	0.00	105.00	1,326.27	11,500.00	11.53	105.00	745.85	780.85	1,115.85	1,186.27	1,221.27	1,326.27
1-0-3-71-00	INTEREST REV - GENERAL FUND	31,955.36	33,354.19	231,576.05	100,000.00	231.58	33,393.32	66,844.99	98,657.32	131,527.48	165,687.18	198,221.86	231,576.05
1-0-3-72-00	INTEREST REV - CAPITAL RESERV	417.54	485.93	2,925.17	2,500.00	117.01	497.64	497.64	996.43	1,467.89	1,965.44	2,439.24	2,925.17
1-0-3-73-00	INT REV - SEWER REPL/REPAIR	0.00	0.00	497.64	0.00	100.00	0.00	497.64	497.64	497.64	497.64	497.64	497.64
1-0-3-75-00	INTEREST REV- '04 KSTP CONSTR.	8.68	10.07	69.72	60.00	116.20	9.99	19.84	29.71	39.51	49.81	59.65	69.72
1-0-3-76-00	INTEREST REV- 2018 BOND FUND	1,032.94	935.83	4,492.31	3,250.00	138.22	255.05	509.35	829.98	1,720.47	2,661.53	3,556.48	4,492.31
1-0-3-78-00	INTEREST REV- '08 LID MCHAN.	1,340.03	1,564.42	11,031.90	3,250.00	339.44	1,602.36	3,203.12	4,807.56	9,371.45	10,981.68	9,467.48	11,031.90
1-0-3-90-00	REIMBURSED PROJECT COSTS	0.00	0.00	0.00	9,855.00	0.00	0.00	0.00	0.00	0.00	0.00	0.00	0.00
Revenues		325,406.99	694,801.52	2,834,145.66	4,976,234.00	56.95	444,868.42	917,184.28	1,275,031.45	1,358,362.63	1,676,716.02	2,139,344.14	2,834,145.66
<b>Account Category: Expenditures</b>													
1-0-4-01-11	SALARIES - BOARD	2,250.00	0.00	3,900.00	12,000.00	32.50	1,950.00	1,950.00	1,950.00	3,900.00	3,900.00	3,900.00	3,900.00
1-0-4-01-12	SALARIES - ADMINISTRATION	21,666.70	18,970.22	144,186.69	325,500.00	44.30	21,651.61	40,271.83	68,555.81	87,326.03	106,146.25	125,216.47	144,186.69
1-0-4-01-13	SALARIES - OPERATING	24,291.15	26,136.38	190,206.91	395,000.00	48.15	24,943.10	50,917.21	88,527.96	113,477.61	138,710.17	164,070.53	190,206.91
1-0-4-01-21	FICA EXPENSE	3,622.36	3,400.17	25,500.96	58,600.00	43.52	3,659.51	7,024.32	11,989.53	15,432.80	18,752.34	22,100.79	25,500.96
1-0-4-01-22	HEALTH INSURANCE EXPENSE	7,227.15	7,097.23	50,928.74	110,000.00	46.30	7,725.95	14,665.96	23,666.98	30,090.28	36,674.12	43,831.51	50,928.74
1-0-4-01-23	RETIREMENT EXPENSE	5,619.58	4,965.47	37,178.47	85,000.00	43.74	5,299.53	15,386.04	17,497.33	22,475.46	27,323.11	32,213.00	37,178.47
1-0-4-01-24	WORKERS' COMPENSATION EXPENSE	0.00	2,349.00	12,632.00	25,000.00	50.53	0.00	0.00	0.00	0.00	0.00	10,283.00	12,632.00
1-0-4-01-26	HSA Expense	461.52	385.00	2,935.76	6,000.00	48.93	433.26	818.26	1,395.76	1,780.76	2,165.76	2,550.76	2,935.76
1-0-4-02-30	SECURITY EQUIPMENT	0.00	0.00	2,028.11	50,000.00	4.06	0.00	0.00	0.00	2,028.11	2,028.11	2,028.11	2,028.11
1-0-4-02-31	OFFICE SUPPLIES	578.44	4,500.62	14,647.61	25,000.00	58.59	5,272.67	5,589.62	6,396.14	7,526.74	8,266.80	10,146.99	14,647.61
1-0-4-02-32	OPERATING SUPPLIES	376.90	1,408.54	6,121.90	15,000.00	40.81	413.52	1,005.95	1,155.27	1,155.27	1,287.67	4,713.36	6,121.90
1-0-4-02-34	MINOR EQUIPMENT	0.00	0.00	8,107.97	5,000.00	162.16	0.00	3,869.48	8,107.97	8,107.97	8,107.97	8,107.97	8,107.97
1-0-4-02-35	FUEL AND OIL	1,086.35	633.47	6,055.91	30,000.00	20.19	585.03	1,362.07	2,120.98	3,061.81	4,217.08	5,422.44	6,055.91
1-0-4-02-38	JANITORIAL SUPPLIES	0.00	0.00	408.40	2,000.00	20.42	1.00	347.86	387.74	408.40	408.40	408.40	408.40
1-0-4-03-40	KSTP OPERATIONS	33,127.67	39,472.32	314,569.12	900,000.00	34.95	0.00	45,624.24	86,788.02	131,125.45	179,535.27	275,096.80	314,569.12
1-0-4-03-41	CONSULTING - PROF FEES	25,078.94	0.00	51,281.50	75,000.00	68.38	0.00	3,877.31	5,652.86	8,379.01	17,883.57	51,281.50	51,281.50
1-0-4-03-42	AUDITING - PROF FEES	0.00	16,679.25	35,532.00	25,000.00	142.13	0.00	0.00	0.00	0.00	18,852.75	18,852.75	35,532.00
1-0-4-03-43	ATTORNEY'S FEES	3,255.00	0.00	0.00	150,000.00	0.00	0.00	0.00	0.00	0.00	0.00	0.00	0.00
1-0-4-03-44	ADVERTISING & LEGAL PUBLISH	0.00	0.00	1,294.92	10,000.00	12.95	0.00	0.00	0.00	397.44	1,294.92	1,294.92	1,294.92
1-0-4-03-45	BOND FEES	0.00	0.00	0.00	350.00	0.00	0.00	0.00	0.00	0.00	0.00	0.00	0.00
1-0-4-03-46	INSURANCE	4,029.00	6,580.00	37,916.98	65,000.00	58.33	9,669.66	19,339.49	24,174.32	21,667.32	26,502.15	31,336.98	37,916.98
1-0-4-03-47	TRAVEL, MEETING, ENTERTAINMENT	510.52	227.66	6,152.11	5,000.00	123.04	3,302.45	3,643.45	3,675.11	4,275.66	5,307.09	5,924.45	6,152.11
1-0-4-03-48	DUES, SUBSCRIPTIONS	3,612.56	2,047.30	36,734.71	60,000.00	61.22	70,330.00	70,570.57	74,727.00	32,920.72	33,722.82	34,687.41	36,734.71
1-0-4-03-49	PERSONNEL TRAINING	0.00	0.00	5,172.10	6,000.00	86.20	628.80	628.80	4,628.80	5,052.10	5,052.10	5,172.10	5,172.10
1-0-4-03-50	STUDIES	8,250.00	0.00	43,829.26	150,000.00	29.22	0.00	0.00	0.00	43,829.26	43,829.26	43,829.26	43,829.26

SVWSD REVENUE AND EXPENDITURE REPORT FOR SUN VALLEY WATER & SEWER DISTRICT

Balance As of 06/30/2024

GL Number	Description	Activity For Month 06/30/2023	Activity For 06/30/2024	YTD Balance 06/30/2024	23-24 Amended Budget	% Bdgt Used	BALANCE 2023 December	BALANCE 2024 January	BALANCE 2024 February	BALANCE 2024 March	BALANCE 2024 April	BALANCE 2024 May	BALANCE 2024 June
<b>Account Category: Expenditures</b>													
1-0-4-03-51	TELEPHONE	833.40	831.52	5,984.37	12,000.00	49.87	789.82	2,051.22	2,683.80	3,411.56	4,309.09	5,152.85	5,984.37
1-0-4-03-52	SYSTEM UTILITIES, ELEC/GAS	20,383.13	32,117.78	120,721.37	350,000.00	34.49	12,847.01	26,886.29	41,919.90	42,311.93	70,774.92	88,603.59	120,721.37
1-0-4-03-54	RENT - EQUIPMENT OFFICE	349.93	350.53	2,799.44	4,200.00	66.65	349.93	699.86	1,049.79	1,399.72	2,098.98	2,448.91	2,799.44
1-0-4-03-57	UTILITIES - MTC BLDG	384.23	346.25	4,535.30	9,000.00	50.39	912.13	1,710.32	2,585.64	2,819.92	3,809.44	4,189.05	4,535.30
1-0-4-03-58	R/M OFFICE EQ	190.00	0.00	0.00	1,000.00	0.00	0.00	0.00	0.00	0.00	0.00	0.00	0.00
1-0-4-03-59	R/M GROUNDS	3,326.77	6,703.45	17,343.18	35,000.00	49.55	3,455.00	3,455.00	3,455.00	3,455.00	8,635.19	10,639.73	17,343.18
1-0-4-03-60	R/M - BUILDINGS	192.34	50.00	16,998.34	50,000.00	34.00	4,345.00	4,345.00	4,371.94	11,210.07	16,384.95	16,948.34	16,998.34
1-0-4-03-61	R/M - AUTO	203.33	0.00	1,477.96	10,000.00	14.78	0.00	0.00	404.87	404.87	660.42	1,477.96	1,477.96
1-0-4-03-62	R/M - WA EQUIPMENT	0.00	0.00	1,066.92	2,500.00	42.68	0.00	1,066.92	1,066.92	1,066.92	1,066.92	1,066.92	1,066.92
1-0-4-03-63	R/M - WATER SYSTEM	164,352.45	942.35	123,099.47	600,000.00	20.52	10,485.02	25,955.10	48,368.41	67,157.45	74,383.05	122,157.12	123,099.47
1-0-4-03-64	R/M - SEWER SYSTEM	1,143.13	0.00	12,271.32	400,000.00	3.07	1,211.95	1,211.95	4,918.95	4,918.95	4,918.95	12,271.32	12,271.32
1-0-4-03-65	R/M - WATER METERS	769.03	0.00	0.00	5,000.00	0.00	0.00	0.00	0.00	0.00	0.00	0.00	0.00
1-0-4-03-66	SNOWPLOWING	0.00	0.00	445.00	0.00	100.00	0.00	0.00	445.00	445.00	445.00	445.00	445.00
1-0-4-03-67	WATER TEST FEES	871.00	240.00	1,056.00	10,000.00	10.56	120.00	288.00	288.00	408.00	696.00	816.00	1,056.00
1-0-4-03-69	OTHER EXPENSES	119.33	1,472.30	5,679.66	20,000.00	28.40	186.84	483.80	876.21	3,199.87	3,748.85	4,207.36	5,679.66
1-0-4-03-70	R/M - REUSE SYSTEM	1,470.96	0.00	0.00	15,000.00	0.00	0.00	0.00	0.00	0.00	0.00	0.00	0.00
1-0-4-03-71	R/M SCADA	1,990.32	2,842.29	34,986.83	55,000.00	63.61	1,420.32	7,810.16	13,739.37	20,370.01	21,614.22	32,144.54	34,986.83
1-0-4-04-70	DEPRECIATION EXPENSE	57,200.27	23,648.00	481,250.16	825,000.00	58.33	114,400.54	228,801.08	286,001.35	343,201.62	400,401.89	457,602.16	481,250.16
1-0-4-04-73	AMORTIZ OF CONTRIBUION - KSTP	21,904.42	21,904.42	197,139.78	850,000.00	23.19	43,808.84	87,617.68	109,522.10	131,426.52	153,330.94	175,235.36	197,139.78
1-0-4-05-81	INTEREST EXPENSE FOR BONDS	575.00	575.00	5,175.00	7,795.00	66.39	1,150.00	2,300.00	2,875.00	3,450.00	4,025.00	4,600.00	5,175.00
1-0-4-05-84	INTEREST EXPENSE- LID	250.00	250.00	2,250.00	3,044.00	73.92	500.00	1,000.00	1,250.00	1,500.00	1,750.00	2,000.00	2,250.00
<b>Expenditures</b>		<b>421,552.88</b>	<b>227,126.52</b>	<b>2,071,602.23</b>	<b>5,854,989.00</b>	<b>35.38</b>	<b>351,848.49</b>	<b>682,574.84</b>	<b>957,070.51</b>	<b>1,186,575.61</b>	<b>1,463,021.52</b>	<b>1,844,475.71</b>	<b>2,071,602.23</b>

CHECK REGISTER FOR SUN VALLEY WATER & SEWER DISTRICT

CHECK DATE 06/18/2024 - 07/15/2024

Check Date	Check	Vendor	Vendor Name	Invoice Vendor	Invoice/GL Number	Amount
<b>Bank GENCK CASH - OPERATING CHECKING</b>						
06/20/2024	18042	16	Mission Square	Mission Square	REMIT P/R 30	340.00
06/20/2024	18043	6	Standard Insurance Co	Standard Insurance Co	REMIT P/R 30	79.60
06/27/2024	18045	000915	Christensen Inc. dba united o	Christensen Inc. dba united o	CL58866	633.47
07/08/2024	18048	000035	Anderson, Anthony	Anderson, Anthony	447A4C	12.69
07/08/2024	18049	000710	CENTURY LINK	CENTURY LINK	L2081116294461	431.02
07/08/2024	18050	000915	Christensen Inc. dba united o	Christensen Inc. dba united o	CL60329	318.32
07/08/2024	18051	16	Mission Square	Mission Square	REMIT PR#31	340.00
07/15/2024	18052	000037	ARBOR CARE RESOURCES INC.	ARBOR CARE RESOURCES INC.	15571	91.00
			ARBOR CARE RESOURCES INC.	ARBOR CARE RESOURCES INC.	13678	125.00
						216.00
07/15/2024	18053	000070	Banyan Technology Inc.	Banyan Technology Inc.	21249	4,022.42
07/15/2024	18054	000185	Chateau Drug	Chateau Drug	2861992	19.98
07/15/2024	18055	000190	Clear Creek Disposal	Clear Creek Disposal	0001730545	63.39
07/15/2024	18056	000270	Dig Line Inc	Dig Line Inc	0074307-IN	265.20
07/15/2024	18057	000365	Houston Lumber Co.	Houston Lumber Co.	2406-753237	20.92
07/15/2024	18058	000490	Joe's Backhoe Service, Inc.	Joe's Backhoe Service, Inc.	24-1251	805.00
07/15/2024	18059	000515	Ketchum, City of	Ketchum, City of	8165	228,120.84
07/15/2024	18060	000550	MATTHEW BENDER & CO., INC	MATTHEW BENDER & CO., INC	41647106	270.31
			MATTHEW BENDER & CO., INC	MATTHEW BENDER & CO., INC	41838289	570.24
			MATTHEW BENDER & CO., INC	MATTHEW BENDER & CO., INC	418660942	2.02
						842.57
07/15/2024	18061	000575	Magic Valley Labs, Inc	Magic Valley Labs, Inc	31770	240.00
07/15/2024	18062	000670	Pipeco Inc	Pipeco Inc	S5526435.001	27.72
			Pipeco Inc	Pipeco Inc	S5536421.001	136.65
			Pipeco Inc	Pipeco Inc	S5558753.001	78.55
						242.92
07/15/2024	18063	000935	USA Blue Book	USA Blue Book	INV00406108	131.44
			USA Blue Book	USA Blue Book	INV00406270	41.57
			USA Blue Book	USA Blue Book	INV0406274	5.89
						178.90
07/15/2024	18064	000975	Verizon wireless	Verizon wireless	9967158048	71.65
07/15/2024	18065	001005	Walton, Douglas	Walton, Douglas	070924	12,031.61
07/15/2024	18066	001015	Webb Landscape Inc	Webb Landscape Inc	K.IN.194031	49.99
07/15/2024	18067	001022	WELLS FARGO FINANCIAL LEASING	WELLS FARGO FINANCIAL LEASING	5030435725	349.93
07/15/2024	18068	001108	EideBailey LLP	EideBailey LLP	198318	16,679.25
07/15/2024	18069	001111	VALLEY WIDE COOPERATIVE	VALLEY WIDE COOPERATIVE	080209/9	383.64
07/15/2024	18070	001126	JACOBS ENGINEERING GROUP INC	JACOBS ENGINEERING GROUP INC	D3535901-034	2,005.96
07/15/2024	18071	001143	ROBERTS ELECTRIC, INC.	ROBERTS ELECTRIC, INC.	011518	300.00
			ROBERTS ELECTRIC, INC.	ROBERTS ELECTRIC, INC.	08930	1,184.20
						1,484.20

CHECK REGISTER FOR SUN VALLEY WATER & SEWER DISTRICT  
CHECK DATE 06/18/2024 - 07/15/2024

Check Date	Check	Vendor	Vendor Name	Invoice Vendor	Invoice/GL Number	Amount
<b>Bank GENCK CASH - OPERATING CHECKING</b>						
07/15/2024	18072	001156	ESRI	ESRI	94756772	1,045.00
07/15/2024	18073	001162	KETCHUM COMPUTERS	KETCHUM COMPUTERS	20458	50.00
07/15/2024	18074	001164	WARM SPRINGS AUTO PARTS	WARM SPRINGS AUTO PARTS	201060	29.11
07/15/2024	18075	001174	HERB AUSTIN, LLC	HERB AUSTIN, LLC	070924	3,008.26
07/15/2024	18076	001176	CON PAULOS INC	CON PAULOS INC	1GCPTBEK5R1104311	37,402.00
07/15/2024	18077	000090	Benson, Chris	Benson, Chris	07012024.CB.FAM	39.26
07/15/2024	18078	000178	ESRI	ESRI	3755-1066617	113.40
07/15/2024	18079	000365	Houston Lumber Co.	Houston Lumber Co.	2407-760668	11.38
07/15/2024	18080	001119	COLLINS, MARYBETH	COLLINS, MARYBETH	062624 EOB	108.06
07/15/2024	18081	001164	WARM SPRINGS AUTO PARTS	WARM SPRINGS AUTO PARTS	201230	12.85
06/20/2024	20000210(E)	13	PacificSource Health Plans	PacificSource Health Plans	REMIT P/R 30	6,162.00
06/20/2024	20000211(E)	14	Ameritas Life Insurance Corp.	Ameritas Life Insurance Corp.	REMIT P/R 30	101.76
06/20/2024	20000212(E)	17	Wells Fargo HSA	Wells Fargo HSA	REMIT P/R 30	522.50
06/20/2024	20000213(E)	2	Public Employee Retirement Sy	Public Employee Retirement Sy	REMIT P/R 30	5,293.74
06/20/2024	20000214(E)	7	Idaho State Tax Commission	Idaho State Tax Commission	REMIT P/R 30	1,657.00
06/20/2024	20000215(E)	8	EFTPS-941	EFTPS-941	REMIT P/R 30	5,643.90
06/25/2024	20000216(E)	000220	COX BUSINESS SERVICES	COX BUSINESS SERVICES	008349602-061424	138.53
06/25/2024	20000217(E)	000460	Intermountain Gas Co	Intermountain Gas Co	503.3000.0-06.20.24	192.07
06/25/2024	20000218(E)	10	DELTA DENTAL OF IDAHO	DELTA DENTAL OF IDAHO	REMIT	501.98
06/25/2024	20000219(E)	001035	Wells Fargo Payment Remittanc	Wells Fargo Payment Remittanc	CC051324	678.57
			Wells Fargo Payment Remittanc	Wells Fargo Payment Remittanc	CC 061324	4,711.53
						<u>5,390.10</u>
07/02/2024	20000220(E)	10	DELTA DENTAL OF IDAHO	DELTA DENTAL OF IDAHO	REMIT PR#31	411.99
07/02/2024	20000221(E)	17	Wells Fargo HSA	Wells Fargo HSA	REMIT PR31	522.50
07/02/2024	20000222(E)	2	Public Employee Retirement Sy	Public Employee Retirement Sy	REMIT PR #31	5,577.76
07/02/2024	20000223(E)	8	EFTPS-941	EFTPS-941	REMIT PR #31	6,374.21
07/09/2024	20000224(E)	000175	CASELLE INC.	CASELLE INC.	134014	260.00
07/09/2024	20000225(E)	000430	Idaho Power	Idaho Power	80115-	32,208.57
07/09/2024	20000226(E)	001129	AT&T MOBILITY	AT&T MOBILITY	287309846012X07.24	1,421.97
<b>GENCK TOTALS:</b>						
Total of 54 Checks:						384,449.37
Less 0 Void Checks:						0.00
Total of 54 Disbursements:						<u>384,449.37</u>

**SUN VALLEY WATER & SEWER DISTRICT COMPARISON JUNE 2024**

**5**

	DECEMBER		JANUARY		FEBRUARY		MARCH		APRIL		MAY	
	2023	2022	2024	2023	2024	2023	2024	2023	2024	2023	2024	2023
Well (water) Production	56,022	64,501	59,096	52,832	48,624	44,683	49,384	57,869	48,385	53,445	109,880	72,823
Elkhorn Golf: Domestic	0	0	0	0	0	0	0	0	0	0	0	0
Elkhorn Golf: Reuse	0	0	0	0	0	0	0	0	0	0	8,172	2,147
Dollar: Snowmaking	10,746	11,226	1,988	19,072	0	2,526	0	76	0	0	0	0
KSTP: Plant Total	31,820	34,963	35,744	35,452	33,403	36,206	38,118	35,993	37,455	47,261	37,474	98,773
Ketchum Total	15,118	20,548	19,955	17,216	16,599	19,002	17,730	19,094	17,060	26,148	17,977	70,234
SVWSD Total	16,702	14,415	15,789	18,236	16,804	17,204	20,388	16,899	20,385	21,113	19,517	28,539
SVWSD %	52.49%	41.23%	44.17%	51.44%	50.31%	47.52%	53.49%	46.95%	54.44%	44.67%	52.05%	51.97%
KSTP Operating Expense	48,349	39,901	45,624	42,296	41,164	44,427	44,337	59,668	48,810	38,130	31,118	61,446
System Utility	14,203	14,203	15,527	13,122	15,034	11,764	16,256	14,491	13,079	13,917	17,829	13,089
Property Tax	14,263	59,263	629,434	559,645	33,728	18,798	13,471	16,031	7,084	5,836	13,359	11,772
2007 Bond (Refin 2018)	3,327	17,405	184,958	170,623	7,601	5,727	1,593	4,708	1,708	1,714	3,051	3,443

	JUNE		JULY		AUGUST		SEPTEMBER		OCTOBER		NOVEMBER	
	2024	2023	2023	2022	2023	2022	2023	2022	2023	2022	2023	2022
WELL PRODUCTION	177,082	138,853	196,356	182,452	180,466	181,003	121,164	119,699	56,895	50,541	46,189	54,224
ELKHORN GOLF Domestic	0	0	0	4,362	0	0	0	0	0	0	0	0
ELKHORN GOLF Reuse	13,760	5,119	21,778	17,834	15,025	16,642	13,586	10,018	2,329	5,060	0	0
DOLLAR Snowmaking	93	93	0	162	0	0	0	0	2,248	707	7,577	12,172
KSTP Plant Total	42,627	73,132	43,323	44,262	41,913	34,671	32,921	29,833	30,970	28,919	27,137	26,937
Ketchum Total	20,540	47,645	21,805	23,165	21,345	15,948	15,258	14,336	15,657	14,574	14,090	13,995
SVWSD Total	22,087	25,487	21,518	21,097	20,568	18,723	17,663	15,497	15,313	14,345	13,047	12,942
SVWSD %	51.81%	42.87%	49.67%	47.66%	49.07%	54.00%	53.65%	51.95%	49.44%	49.60%	48.08%	48.05%
KSTP Operating Expense	39,472	33,128	43,109	43,878	65,232	59,863	63,571	113,885	54,927	61,034	48,394	55,137
System Utility	32,118	35,319	35,319	33,657	44,020	38,882	36,204	35,137	21,848	19,740	13,036	12,084
Property Tax 1-06	85,169	51,120	289,457	287,803	9,865	17,073	4,416	5,889	1,760	1,168	0	0
2018 Bond 1-09	19,250	15,013	85,021	87,800	2,897	5,202	1,297	1,797	517	356	0	0

**Red** denotes Adjusted Percentages (manual entry, not calculated) due to meter read errors

INVOICE REGISTER FOR SUN VALLEY WATER & SEWER DISTRICT

EXP CHECK RUN DATES 06/18/2024 - 07/15/2024

POSTED AND UNPOSTED

OPEN AND PAID - CHECK TYPE: PAPER CHECK

Invoice Date Due Date Invoice Amount Amount Due Status Posted

Inv Ref #	Vendor	Invoice Date	Due Date	Invoice Amount	Amount Due	Status	Posted
<b>Vendor 001176 - CON PAULOS INC</b>							
0007274	CON PAULOS INC	07/01/2024	07/15/2024	37,402.00	0.00	Paid	Y
Total Vendor 001176 - CON PAULOS INC				37,402.00	0.00		
<b>Vendor 001108 - EideBaillly LLP</b>							
00007247	EideBaillly LLP	06/14/2024	07/15/2024	16,679.25	0.00	Paid	Y
Total Vendor 001108 - EideBaillly LLP				16,679.25	0.00		
<b>Vendor 000515 - Ketchum, City of</b>							
00007272	Ketchum, City of	06/30/2024	07/15/2024	228,120.84	0.00	Paid	Y
Total Vendor 000515 - Ketchum, City of				228,120.84	0.00		
<b>Vendor 001005 - walton, Douglas</b>							
00007292	walton, Douglas	07/09/2024	07/15/2024	12,031.61	0.00	Paid	Y
Total Vendor 001005 - walton, Douglas				12,031.61	0.00		
<b>Vendor 001083 - ZIONS BANK</b>							
00007246	ZIONS BANK	06/20/2024	08/09/2024	247,461.02	247,461.02	Open	Y
Total Vendor 001083 - ZIONS BANK				247,461.02	247,461.02		

# of Invoices: 5 # Due: 1  
 # of Credit Memos: 0 # Due: 0  
 Net of Invoices and Credit Memos:

541,694.72 247,461.02  
 0.00 0.00  
 541,694.72 247,461.02

--- TOTALS BY FUND ---

1 WATER AND SEWER

247,461.02

--- TOTALS BY DEPT/ACTIVITY ---

0

247,461.02

# ZIONS BANK®

*Corporate Trust*

**Anna McCully**

Vice President

Telephone: (206) 438-1267

Facsimile: (855) 214-2352

Email: [Anna.Mccully@Zionsbank.com](mailto:Anna.Mccully@Zionsbank.com)

June 20, 2024

Sun Valley Water & Sewer District

ATTN: Marybeth Collins

49 Larrys Lane

Sun Valley, ID 83353

RE: Sun Valley Water and Sewer District General Obligation Bonds, Series 2018

The following amount is due on the above referenced issue on August 15, 2024. Funds are due to the Paying Agent Five Days prior to the Payment Date pursuant to Section 3.01 of the Paying Agent Agreement. Funds are due on or before August 9, 2024.

Interest:	\$3,897.02
Principal	\$243,564.00
(Less funds on hand)	\$0.00
<b>Total Due: 8/09/24</b>	<b>\$247,461.02</b>

Should you have any questions concerning this transaction, please do not hesitate to contact me.

Please send payments to:

By Wire or ACH:

Zions Bancorporation, N.A.

ABA: 124000054

Washington Corporate Trust

Account #080000706

Reference: Sun Valley 2018

By Check:

Zions Bancorporation

ATTN: Anna McCully

601 Union Street, Ste 3600

Seattle, WA 98101

Thank you.



Anna McCully

Vice President

(AC 7924134)

cc: marybeth@svwsd.com; pat@svwsd.com



**Bob Sneed**  
**Fleet Sales Manager**  
 251 East Frontage Road South  
 P.O. Box 483  
 Jerome, ID 83338  
 o208-324-3900  
 c775-777-6505

**Customer Name** Sun Valley Water and Sewer  
**Chris Benson**  
**Phone**  
**VIN** 1GCPTBEK5R1104311  
**Stock #**  
**Miles** new  
**Year** 2024  
**Make/Model** Chevrolet Colorado WT  
**Color** Blue

Selling Price		\$	37,585.00
GM Gov't Bid Assistance		\$	(200.00)
Dealer Discount		\$	(400.00)
Doc fees		\$	399.00
Subtotal		\$	<b>37,384.00</b>
Sales Tax	0.00%	\$	-
Title Fee		\$	18.00
Registration Fee		\$	-
Total		\$	<b>37,402.00</b>
Down Payment		\$	-
Balance		\$	<b>37,402.00</b>

Customer Acceptance x \_\_\_\_\_

**Extended Service and Protection Plan are available on Most vehicles!**

**Options available**

Plan costs for this Vehicle		Initial if interested
Extended Protection to 100K miles	\$	3,999
GAP Coverage	\$	995
Prepaid Maintenance Gas 3yrs or 6 visits	\$	585
Prepaid Maintenance Diesel 3 yrs or 6 visits	\$	885
Windshield replacements 5 years	\$	999

APPROVED \_\_\_\_\_  
 PAID \_\_\_\_\_

1.165.00



**INVOICE**

Sun Valley Water & Sewer District  
PO Box 2410  
Sun Valley ID 83353

Client #: 198318  
Online Pay Code: 55RT80  
Invoice #: E101705764  
Invoice Total: \$16,679.25

Please return top portion with payment or



**Invoice Is Due Upon Receipt**

Final billing for 2023 annual audit	1,995.00
Report Preparation	2,040.00
GASB 96 Procedures	850.00
Billing associated with additional hours spent on the CY audit due to staff turnover	11,000.00
Technology Fee	794.25
Invoice Total	\$ 16,679.25



40342

**Date: 06/14/24 Invoice #: E101705764 Sun Valley Water & Sewer District Page: 1**

**Pay by Mail:**  
Eide Bailly LLP  
877 W. Main St., Ste. 800  
Boise, ID 83702-5858  
Phone 208.344.7150 | Fax 208.344.7435

**Pay Online:** [www.eidebailly.com/PayBill](http://www.eidebailly.com/PayBill)  
**Pay by ACH:**  
Please contact your local office or call  
701.476.8700 for ACH Bank information

**Monthly 1.0% Late Fee Accrued on Balances Over 30 Days Past Due**  
(A processing fee will be applied to any payments made by credit card)

**From:** Kristin Diggs <kdiggs@eidebailly.com>  
**Sent:** Friday, June 21, 2024 6:08 PM  
**To:** marybeth@svwsd.com  
**Subject:** RE: SVWSD - additional fees

Marybeth,

The additional fees had been talked to with Rick on the front end. They mostly came with the additional time that it took to complete the audit this year with working through capital assets reconciliation, the additional reconciliation/entries that we found during procedures that caused a bit more time to figure out, the additional meetings on the front end going through everything, and then the additional time it took with the revenue testing associated with the system conversion. Hopefully that provides additional insight. Let me know if you have additional questions.

Thanks!

**Kristin Diggs**

Partner  
Boise, ID

T 208.424.3542

Connect with me on [LinkedIn](#)



Consider the environment before printing this email.

**From:** marybeth@svwsd.com <marybeth@svwsd.com>  
**Sent:** Friday, June 21, 2024 4:53 PM  
**To:** Kristin Diggs <kdiggs@eidebailly.com>  
**Subject:** SVWSD - additional fees

**External Sender:** Please take care when clicking links, opening attachments or responding to unsolicited messages.

Hi Kristin ~

SVWSD has received an additional fee. Its likely this has been discussed with Board members, but we hope to also receive some insight into this expense. Is this the weekly staff meetings with 3-5 EB crew? Im not seeing in the proposal docs, and I simply want to ensure we've inquired about unplanned items at this end!

Thanks,  
Marybeth

Marybeth Collins  
Office Manager

SUN VALLEY WATER & SEWER DISTRICT  
Phone: 208.622.7610 x100



**CITY OF KETCHUM**  
 P.O. Box 2315  
 Ketchum ID 83340  
 Phone: (208) 726-3841  
 Fax: (208) 727-5070

**INVOICE**

Date	Number	Page
07/02/2024	8165	1

**Bill To:** SUN VALLEY WATER & SEWER DISTRICT  
 PO BOX 2410  
 SUN VALLEY ID 83353

**Customer No.** 385  
**Project:**  
**Terms:** Open Terms  
**Invoice Due Date:** 07/03/2024

Quantity	Description	Unit Price	Net Amount
1	SUN VALLEY WA & SW DISTRICT CHARGE	39,472.32	39,472.32
1	SUN VALLEY WA & SW DISTRICT CAPITAL EXPENDITURE	188,648.52	188,648.52
		<b>Amount</b>	<b>228,120.84</b>
Please remit payment via: <a href="https://www.ketchumidaho.org/administration/page/online-payments">https://www.ketchumidaho.org/administration/page/online-payments</a> OR City of Ketchum PO Box 2315 Ketchum, ID 83340		<b>Balance Due</b>	<u><u>228,120.84</u></u>

Douglas Walton  
P.O.Box 1093  
Ketchum, Idaho, 83340

To: Sun Valley Water & Sewer District


Bill period: through July 9, 2024

For the period ending July 9 we have tested 259 backflow prevention devices. Another six devices were tested and need to be retested. These were tested between June 28 and July 3. These were tested with a guage which was found to have an error. The error was within the manufacturer's tolerance. However these six devices barely passed their test and I feel it is necessary to retest with a freshly calibrated guage. There will be no additional charge unless they fail their test and require repair. Two other devices failed their test but couldn't be repaired. I contacted their landscapers and the devices have been replaced. I will only charge once for testing the replacement device.

21 devices required some sort of maintenance or repair in order to pass their test. 9 of these were able to be repaired without removing the internal parts and will only be charged for the parts used to repair them. The cost to repair the 21 faulty devices (including shipping and tax) was \$239.70 for parts plus \$23.97 markup plus \$372.00 for labor.

Test 259 backflow preventers @ \$44.00 each.....	\$11,396.00
Repair 12 backflow devices.....	\$372.00
Parts used to repair devices.....	\$239.70
10% material markup.....	\$ 23.97

Total Balance Due.....\$12,031.61

APPROVED   
PAID \_\_\_\_\_  
4.03.21  
4.03.63

Current Fiscal Year -->

Carry Forward  
11,302.23

**CAPITAL: WATER Projects**

	12.31.23	01.31.24	02.28.24	03.31.24	04.30.24	05.31.24	06.30.24	07.31.24	08.31.24	09.30.24	10.31.24	11.30.24	YTD Total	Project Total to date
Truck Replacement	-	-	-	-	-	-	-	-	-	-	-	-	-	-
Meter: 2024	-	-	-	-	-	-	-	-	-	-	-	-	-	-
Back Up Generator: Well 11	-	-	-	-	-	-	-	-	-	-	-	-	-	6,387.49
White Cloud- Intertie	718,367.71	74,922.13	46,028.73	525.45	39,950.00	61,431.80	10,363.20	-	-	-	-	-	951,591.02	1,616,437.87
Back Pay Reservoir - Improvements	167,205.30	5,700.66	16,889.47	-	-	-	3,125.00	-	-	-	-	-	103,307.65	270,512.95
Well 14: Location at SC	880.96	-	-	-	-	-	380.00	-	-	-	-	-	380.00	1,260.96
<b>Total</b>	<b>795,960.23</b>	<b>80,622.79</b>	<b>62,918.20</b>	<b>525.45</b>	<b>39,950.00</b>	<b>61,431.80</b>	<b>13,870.20</b>	<b>-</b>	<b>-</b>	<b>-</b>	<b>-</b>	<b>-</b>	<b>1,055,278.67</b>	<b>1,894,599.27</b>

**Cumulative Subtotal Water**

	1,635,280.83	1,715,903.62	1,778,821.82	1,779,347.27	1,819,297.27	1,880,729.07	1,894,599.27	1,894,599.27	1,894,599.27	1,894,599.27	1,894,599.27	1,894,599.27	2,949,877.94	4,844,477.21
--	--------------	--------------	--------------	--------------	--------------	--------------	--------------	--------------	--------------	--------------	--------------	--------------	--------------	--------------

Current Fiscal Year -->

Carry Forward  
11,302.23

**CAPITAL: KSTP**

	12.31.23	01.31.24	02.28.24	03.31.24	04.30.24	05.31.24	06.30.24	07.31.24	08.31.24	09.30.24	10.31.24	11.30.24	YTD Total	Project Total
Efficiency Projects (annual)	-	-	-	-	-	-	-	-	-	-	-	-	-	-
Blower (Task #4)	-	-	-	-	-	-	-	-	-	-	-	-	-	38,841.73
Solids Handling (Task #15)	3,863.00	-	-	-	-	-	6,103.85	-	-	-	-	-	9,966.85	54,218.87
Aeration Bldg (Task #1)	17,876.43	-	37,365.11	-	-	-	172,944.00	-	-	-	-	-	228,185.54	353,043.84
Reclamation (Task #3)	-	-	-	-	-	7,416.72	9,545.93	-	-	-	-	-	16,962.65	16,962.65
TBD	-	-	-	-	-	-	54.75	-	-	-	-	-	-	-
Task #	-	-	-	-	-	-	-	-	-	-	-	-	-	-
Task #	-	-	-	-	-	-	-	-	-	-	-	-	-	-
<b>Total</b>	<b>21,739.43</b>	<b>-</b>	<b>37,365.11</b>	<b>-</b>	<b>-</b>	<b>7,416.72</b>	<b>188,648.53</b>	<b>-</b>	<b>-</b>	<b>-</b>	<b>-</b>	<b>-</b>	<b>255,169.79</b>	<b>463,121.84</b>

**Cumulative Subtotal KSTP**

	229,691.48	229,691.48	267,056.59	267,056.59	267,056.59	274,473.31	463,121.84	463,121.84	463,121.84	463,121.84	463,121.84	463,121.84	4,313,757.02	4,776,878.86
--	------------	------------	------------	------------	------------	------------	------------	------------	------------	------------	------------	------------	--------------	--------------

**Cumulative Total for Water, Sewer**

	1,047,272.65	1,864,972.31	1,945,595.10	2,045,878.41	2,086,353.86	2,155,203.38	2,357,721.11	2,357,721.11	2,357,721.11	2,357,721.11	2,357,721.11	2,357,721.11	7,263,634.96	
--	--------------	--------------	--------------	--------------	--------------	--------------	--------------	--------------	--------------	--------------	--------------	--------------	--------------	--



HDR Engineering, Inc.  
Boise, ID, 83706-6659  
Phone: (208) 387-7000

To: Mick Mummert  
City of Ketchum-SVWSD  
P.O. Box 2315  
Ketchum, ID 83340

Client: 7024

67-4350-7815  
P.O.# 24055  
435004  
MM MM

# Invoice

1917 S. 67th Street  
Omaha, NE 68108-2973

Please send remittance with copy of invoice to:

P.O. Box 74008202  
Chicago, IL 60674-8202

ACH/EFT Payments Bank of America ML US

ABA# 081000032

Account# 355004076604

Invoice No.	1200623489
Invoice Date	May 29, 2024
Period Ending	May 4, 2024
Project No.:	
10360008 HDR	\$19,091.86

Due This Invoice **\$19,091.86**

HDR Professional Services from: March 31, 2024 - May 4, 2024

Project Name: Ketchum/Sun Valley Water & Sewer District  
Water Reclamation Facility-Aeration Updates SDC, Ketchum, ID

Task Order No.: 03

Client Purchase Order No.: 24055

Billing No. 4

**SDC Proj Mgmt**

DIRECT LABOR: Personnel	Current Hours	Current Amount
Bjerke, Brad	10.50	\$2,856.00
Reed, Cheryl	1.50	\$204.48
Smith, McCall	1.25	\$108.68
Stanford, Lauren	3.00	\$360.00
Thomas, Kody	13.25	\$1,706.18
<b>Totals:</b>	<b>29.50</b>	<b>\$5,235.34</b>

DIRECT EXPENSES:	Current Amount
Travel Expenses	\$87.56
<b>Total Expenses:</b>	<b>\$87.56</b>

**SDC Proj Mgmt \$5,322.90**

**SDC Construction Eng**

DIRECT LABOR: Personnel	Current Hours	Current Amount
Bjerke, Brad	21.00	\$5,712.00
Coronado, Juan	6.00	\$1,350.06
Perez Tonches, Jesus	1.00	\$126.18
Sutton, Karl	0.50	\$107.92
Switzer, Jennifer	1.50	\$254.64
Taylor, Nathan	0.50	\$58.18
Thomas, Kody	44.25	\$5,697.98
<b>Totals:</b>	<b>74.75</b>	<b>\$13,306.96</b>

SUBCONSULTANTS:		
DC Engineering	(With 10% Markup)	\$462.00
<b>Total Subconsultants</b>		<b>\$462.00</b>

**SDC Construction Eng \$13,768.96**

**TOTAL AMOUNT DUE THIS INVOICE \$19,091.86**

Task Summary						
	Invoiced this period	Invoiced Previously	Invoiced To Date	Contract Total	Remaining Budget	
SDC Proj Mgmt	\$5,322.90	\$7,968.07	\$13,290.97	\$38,400.00	\$25,109.04	34.6%
SDC Construction Eng	\$13,768.96	\$26,328.62	\$40,097.58	\$227,500.00	\$187,402.42	17.6%
SDC System Commissioning	\$0.00	\$0.00	\$0.00	\$28,800.00	\$28,800.00	0.0%
SDC Proj Close-out	\$0.00	\$0.00	\$0.00	\$49,200.00	\$49,200.00	0.0%
	\$19,091.86	\$34,296.69	\$53,388.55	\$343,900.00	\$290,511.46	15.5%



May 29, 2024

Mick Mummert  
City of Ketchum  
P.O. Box 2315  
Ketchum, ID 83340

**Subject:** Ketchum/Sun Valley Water & Sewer District - Water Reclamation Facility  
Aeration Upgrades SDC  
Status Report and Invoice for March 31, 2024 to May 4, 2024

Dear Mr. Mummert:

Enclosed is a copy of our billing for engineering services for the Water Reclamation Facility Aeration Upgrades SDC project. The invoice for this period is \$19,091.86. Provided below is a summary of the work completed for each task and budget tracking during this billing cycle.

**SDC Project Management**

Activities performed during this invoicing period include:

- Project accounting
- Staff management
- Pre-construction meeting with RSCI
- Monthly Ketchum/SVWSD status meeting

**SDC Construction Engineering**

Activities performed included:

- Aeration Upgrades Construction Management
  - Reviewed initial construction schedule, schedule of values, and submittal log
  - Discussion of alternate method of foundation design using helical piles
  - Set up of submittal management system (Newforma)
  - Review of preliminary RFI's

**SDC System Commissioning**

Activities performed included:

- None.

**SDC Project Close Out**

Activities performed included:

- None.

**Budget Tracking**

Project Budget:	\$343,900.00
Invoiced to Date:	<u>\$ 53,388.55</u>
Remaining Fee:	\$290,511.46

hdrinc.com

412 E. Parkcenter Blvd., Suite 100 Boise, ID 83706-6659  
T 208.387.7000 F 208.387.7100



A summary of percent spent / complete for the Aeration Upgrades SDC work is shown below.

- Overall project: 15.5% spent and 15% complete.
- SDC Project Management: 34.6% spent, 35% complete.
- SDC Construction Engineering: 17.6% spent, 20% complete.
- SDC Project Close Out: 0% spent, 0% complete.

We appreciate the opportunity to assist you with this Ketchum / SVWSD Water Reclamation Facility Aeration Upgrades SDC project. If you have questions or comments, please do not hesitate to call me at 208-387-7073.

Sincerely,

HDR ENGINEERING, INC.

Brad Bjerke, PE  
Project Manager

Enclosure

cc: Bob Hardgrove/Water BG Manager



HDR Engineering, Inc.  
Boise, ID, 83706-6659  
Phone: (208) 387-7000

To: Mick Mummert  
City of Ketchum-SVWSD  
P.O. Box 2315  
Ketchum, ID 83340

Client: 7024

67-4350-7818  
PO# 24071  
435009  
ML NY

# Invoice

1917 S. 67th Street  
Omaha, NE 68106-2973

Please send remittance with copy of invoice to:

P.O. Box 74008202

Chicago, IL 60674-8202

ACH/EFT Payments Bank of America ML US

ABA# 081000032

Account# 355004076604

Invoice No.	1200623494
Invoice Date	May 29, 2024
Period Ending	May 4, 2024
Project No.:	
10397974 HDR	\$12,207.69
<b>Due This Invoice</b>	<b>\$12,207.69</b>

HDR Professional Services from: Beginning of Project - May 4, 2024

Project Name: Ketchum/SVWSD Water Reclamation facility (WRF), Ketchum, Idaho  
- Solids Dewatering Detailed Design

Billing No. 1

### Project Management

Personnel	Rate	Current Hours	Current Amount
Bjerke, Brad		9.00	\$2,448.00
Jensen, Crystal		2.25	\$398.30
Reed, Cheryl		8.75	\$1,192.80
Stanford, Lauren		1.50	\$180.00
Thomas, Kody		5.50	\$708.24
<b>Totals:</b>		<b>27.00</b>	<b>\$4,927.34</b>

**Project Management \$4,927.34**

### 60% Design

Personnel	Rate	Current Hours	Current Amount
Bjerke, Brad		18.00	\$4,896.00
Coronado, Juan		1.00	\$224.99
Graham, Stuart		6.00	\$1,169.10
Sjoberg, Eric		3.00	\$408.96
Sutton, Karl		1.50	\$323.76
Thomas, Kody		2.00	\$257.54
<b>Totals:</b>		<b>31.50</b>	<b>\$7,280.35</b>

**60% Design \$7,280.35**

**TOTAL AMOUNT DUE THIS INVOICE \$12,207.69**

Project Summary						
	Invoiced this period	Invoiced Previously	Invoiced To Date	Contract Total	Remaining Budget	
WRF Dewatering Design	\$12,207.69	\$0.00	\$12,207.69	\$486,760.00	\$474,552.31	2.5%
	\$12,207.69	\$0.00	\$12,207.69	\$486,760.00	\$474,552.31	2.5%

Task Summary						
	Invoiced this period	Invoiced Previously	Invoiced To Date	Contract Total	Remaining Budget	
Project Management	\$4,927.34	\$0.00	\$4,927.34	\$53,060.00	\$48,132.66	9.3%
60% Design	\$7,280.35	\$0.00	\$7,280.35	\$227,300.00	\$220,019.65	3.2%
90% Design	\$0.00	\$0.00	\$0.00	\$206,400.00	\$206,400.00	0.0%
	\$12,207.69	\$0.00	\$12,207.69	\$486,760.00	\$474,552.31	2.5%



May 29, 2024

Mick Mummert  
City of Ketchum  
P.O. Box 2315  
Ketchum, ID 83340

**Subject:** Ketchum/Sun Valley Water & Sewer District Water Reclamation Facility  
Solids Dewatering Detailed Design  
Status Report and Invoice #1 from beginning of project to May 4, 2024

Dear Mr. Mummert:

Enclosed is a copy of our billing for engineering services for the WRF solids dewatering detailed design project. The invoice amount for this period is \$12,207.69. Provided below is a summary of the work completed during this billing cycle.

**Project Management**

Activities performed during this invoicing period include:

- Project setup and file management
- Project accounting/billing
- Staff management
- Subconsultant management
- Kickoff Meeting

Spent / Budget: \$4,927.34 / \$53,060 (9.3% spent)  
Task Completion: 10%

**60% Design**

Activities performed during this invoicing period include:

- Setup geotechnical investigation
- Yard piping demolition definition and new piping
- Gravity thickener demolition plans
- Digester diffuser membrane definition / replacement
- Drawing initial setup
- Specification system initial setup

Spent / Budget: \$7,280.35 / \$227,300 (3.2% spent)  
Task Completion: 5%

**90% Design**

Activities performed during this invoicing period include:

- None

hdrinc.com

412 E. Parkcenter Blvd., Suite 100 Boise, ID 83706-6659  
T 208.387.7000 F 208.387.7100



**Project Summary**

Contract Amount: \$486,760.00  
Invoiced to Date: \$ 12,207.69  
Remaining Budget: \$474,552.31

We appreciate the opportunity to assist you with the Ketchum / SVWSD WRF solids dewatering detailed design project. If you have questions or comments, please do not hesitate to call me at 208-387-7073.

Sincerely,

HDR ENGINEERING, INC.

Brad Bjerke, PE  
Project Manager

Enclosure

Cc: Bob Hardgrove / Idaho Water BG Director



OPAL ENGINEERING, PLLC

From **Opal Engineering**  
 PO Box 2530  
 Halley, ID 83333

Invoice For **City of Ketchum**  
 PO Box 2315  
 191 5th Street West  
 Ketchum, ID 83340  
  
 Jade Riley  
 208-484-0563

Invoice ID **702**  
 PO Number **22036**  
 Issue Date **06/01/2024**  
 Due Date **07/01/2024 (Net 30)**

Subject **City of Ketchum- Contract Engineering**

Description	Quantity	Rate	Amount
04/30/2024 - 3.0 W South Ketchum ITD Improvements WATER / Samantha Stahlnecker: Share pipe specifications for Trail Creek crossing with bridge engineer.	0.50	\$175.00	\$87.50
05/02/2024 - 6.0 Sewer Aeration Basin Upgrades / Samantha Stahlnecker: Schedule helical pipe inspection and request specifications.	0.25	\$175.00	\$43.75
05/03/2024 - 2.0 Water CIP / Samantha Stahlnecker: Revise southern redundant connection CIP exhibit for two options through Weyyakin property.	1.25	\$175.00	<u>\$218.75</u>
05/08/2024 - 6.0 Sewer Aeration Basin Upgrades / Samantha Stahlnecker: Construction coordination meeting.	1.00	\$175.00	\$175.00
05/14/2024 - 6.0 Sewer Aeration Basin Upgrades / Samantha Stahlnecker: Site observation at request of HDR, prepare observation report and upload to Newforma.	1.75	\$175.00	\$306.25
05/20/2024 - 6.0 Sewer Aeration Basin Upgrades / Clint Thome: Prepare for tomorrow's on-site inspection/meeting. Review plans for construction.	0.50	\$150.00	\$75.00
05/21/2024 - 6.0 Sewer Aeration Basin Upgrades / Clint Thome: Prepare for inspection. On-site inspection.	9.75	\$150.00	\$1,462.50
05/22/2024 - 6.0 Sewer Aeration Basin Upgrades / Clint Thome: Prepare inspection forms and send to Brad and Kody of HDR. Teams Meeting with group.	2.50	\$150.00	\$375.00
05/28/2024 - 6.0 Sewer Aeration Basin Upgrades / Clint Thome: Pile driving observation.	4.50	\$150.00	\$675.00
05/29/2024 - 6.0 Sewer Aeration Basin Upgrades / Clint Thome: Prepare inspection forms and send to Brad and Kody of HDR.	1.75	\$150.00	\$262.50
05/31/2024 - 3.0 W South Ketchum ITD Improvements WATER / Samantha Stahlnecker: Meeting with Parks and Land Foundation and Weyyakin regarding water main through property.	1.50	\$175.00	<u>\$262.50</u>

Amount Due **\$3,943.75**

~~\$3375.00~~ ~~\$3,462.50~~ (BL)

\$568.75 ~~\$441.25~~ (BL)

67-4350-7814

64-4340-7807

31

No PO

No PO



Pay Period End Date: 06/02/2024 Check Post Date: 06/06/2024 Bank ID: GENCK  
 \* YTD values reflect values AS OF the check date based on all current adjustments, checks, void checks

Payroll ID: 00029

Department: Adm

Employee: COLLINS, MARY ELIZABETH Employee Code: 48 Check Number: DD1090 Check Date: 06/06/2024  
 Gross Pay This Period 4,300.38 Deduction Refund 0.00 Net Pay This Period 2,034.32 Gross Pay YTD 51,214.56 Dir. Dep. Expense This Period 2,034.32 869.33

Employee: McMahon, Patrick J. Employee Code: 7 Check Number: DD1092 Check Date: 06/06/2024  
 Gross Pay This Period 5,546.08 Deduction Refund 0.00 Net Pay This Period 3,594.22 Gross Pay YTD 62,396.76 Dir. Dep. Expense This Period 3,594.22 1,006.97

Totals for Department: Adm

Gross Pay This Period 9,846.46 Deduction Refund 0.00 Net Pay This Period 5,628.54 Gross Pay YTD 113,611.32 Dir. Dep. Expense This Period 5,628.54 1,876.30  
 Department: Ope

Employee: Anderson, Anthony F. Employee Code: 3 Check Number: DD1088 Check Date: 06/06/2024  
 Gross Pay This Period 3,354.44 Deduction Refund 0.00 Net Pay This Period 2,482.52 Gross Pay YTD 41,035.18 Dir. Dep. Expense This Period 2,482.52 742.76

Employee: Benson, Christopher N. Employee Code: 4 Check Number: DD1089 Check Date: 06/06/2024  
 Gross Pay This Period 3,351.21 Deduction Refund 0.00 Net Pay This Period 2,076.24 Gross Pay YTD 43,307.61 Dir. Dep. Expense This Period 2,076.24 781.95

Employee: Larkin, Chance M. Employee Code: 9 Check Number: DD1091 Check Date: 06/06/2024  
 Gross Pay This Period 2,990.00 Deduction Refund 0.00 Net Pay This Period 2,066.93 Gross Pay YTD 33,440.25 Dir. Dep. Expense This Period 2,066.93 633.30

Employee: Neuner, Andrew J. Employee Code: 5 Check Number: DD1093 Check Date: 06/06/2024  
 Gross Pay This Period 2,980.00 Deduction Refund 0.00 Net Pay This Period 2,165.04 Gross Pay YTD 34,820.04 Dir. Dep. Expense This Period 2,165.04 670.73

Totals for Department: Ope

Pay Period End Date: 06/02/2024 Check Post Date: 06/06/2024 Bank ID: GENCK  
Payroll ID: 00029  
\* YTD values reflect values AS OF the check date based on all current adjustments, checks, void checks

Department: Ope

Gross Pay This Period	Deduction Refund	Ded. This Period	Net Pay This Period	Gross Pay YTD	Dir. Dep.	Expense This Period
12,675.65	0.00	3,884.92	8,790.73	152,603.08	8,790.73	2,828.74

Pay Period End Date: 06/02/2024 Check Post Date: 06/06/2024 Bank ID: GENCK  
Payroll ID: 00029  
\* YTD values reflect values AS OF the check date based on all current adjustments, checks, void checks

Grand Totals for Payroll:

Gross Pay This Period	22,522.11	Deduction Refund	0.00	Ded. This Period	8,102.84	Net Pay This Period	14,419.27	Gross Pay YTD	266,214.40	Dir. Dep.	14,419.27	Expense This Period	4,705.04
-----------------------	-----------	------------------	------	------------------	----------	---------------------	-----------	---------------	------------	-----------	-----------	---------------------	----------

Pay Period End Date: 06/16/2024 Check Post Date: 06/20/2024 Bank ID: GENCK  
 \* YTD values reflect values AS OF the check date based on all current adjustments, checks, void checks

Department: Adm

Employee: COLLINS, MARY ELIZABETH Employee Code: 48 Check Number: DD1096 Check Date: 06/20/2024  
 Gross Pay This Period 4,310.38 Deduction Refund 0.00 Net Pay This Period 2,295.26 Gross Pay YTD 55,524.94 Dir. Dep. Expense This Period 1,557.39  
 2,015.12

Employee: McMahon, Patrick J. Employee Code: 7 Check Number: DD1098 Check Date: 06/20/2024  
 Gross Pay This Period 4,853.38 Deduction Refund 0.00 Net Pay This Period 3,160.76 Gross Pay YTD 67,250.14 Dir. Dep. Expense This Period 953.46  
 3,160.76

Totals for Department: Adm

Gross Pay This Period 9,163.76 Deduction Refund 0.00 Net Pay This Period 5,455.98 Gross Pay YTD 122,775.08 Dir. Dep. Expense This Period 2,510.85  
 3,987.88

Department: Ope

Employee: Anderson, Anthony F. Employee Code: 3 Check Number: DD1094 Check Date: 06/20/2024  
 Gross Pay This Period 4,415.97 Deduction Refund 0.00 Net Pay This Period 3,203.56 Gross Pay YTD 45,451.15 Dir. Dep. Expense This Period 2,285.03  
 1,212.41

Employee: Benson, Christopher N. Employee Code: 4 Check Number: DD1095 Check Date: 06/20/2024

Gross Pay This Period 3,864.75 Deduction Refund 0.00 Net Pay This Period 2,418.32 Gross Pay YTD 47,172.36 Dir. Dep. Expense This Period 2,809.92  
 1,446.43

Employee: Larkin, Chance M. Employee Code: 9 Check Number: DD1097 Check Date: 06/20/2024

Gross Pay This Period 2,600.00 Deduction Refund 0.00 Net Pay This Period 1,818.02 Gross Pay YTD 36,040.25 Dir. Dep. Expense This Period 1,231.84  
 781.98

Employee: Neuner, Andrew J. Employee Code: 5 Check Number: DD1099 Check Date: 06/20/2024

Gross Pay This Period 2,740.01 Deduction Refund 0.00 Net Pay This Period 1,987.16 Gross Pay YTD 37,560.05 Dir. Dep. Expense This Period 1,963.31  
 752.85

Totals for Department: Ope

Pay Period End Date: 06/16/2024 Check Post Date: 06/20/2024 Bank ID: GENCK  
Payroll ID: 00030  
\* YTD values reflect values AS OF the check date based on all current adjustments, checks, void checks

Department: Ope

Gross Pay This Period	Deduction Refund	Ded. This Period	Net Pay This Period	Gross Pay YTD	Dir. Dep.	Expense This Period
13,620.73	0.00	4,193.67	9,427.06	166,223.81	9,427.06	8,290.10

Pay Period End Date: 06/16/2024 Check Post Date: 06/20/2024 Bank ID: GENCK  
Payroll ID: 00030  
\* YTD values reflect values AS OF the check date based on all current adjustments, checks, void checks

Grand Totals for Payroll:

Gross Pay This Period	22,784.49	Deduction Refund	0.00	Ded. This Period	8,181.55	Net Pay This Period	14,602.94	Gross Pay YTD	288,998.89	Dir. Dep.	14,602.94	Expense This Period	10,800.95
-----------------------	-----------	------------------	------	------------------	----------	---------------------	-----------	---------------	------------	-----------	-----------	---------------------	-----------



## Basic Banking

# Account Details - Signify Business Essential Card XXXX-XXXX-XXXX-4791

Welcome **MARY ELIZABETH COLLINS**  
 Group **All Accounts**  
 Date Printed **12-Jul-2024, 11:30 am MST**

## Balances

Credit Line	9,000.00 USD
Outstanding Balance	308.71 USD
Last Statement Amount	5,063.82 USD On 06/12/2024
Beginning Available Credit	8,691.00 USD
Available Credit	8,691.00 USD

Your account is current. No payment is due.

## Account Activity - All Transactions; Custom Date Range; 06/17/2024 - 07/12/2024

Date	Description	Amount USD
07/05/2024	MAMA INEZ BELLEVUE ID	80.10
07/02/2024	BUSINESS AS USUAL KETCHUM ID	10.00
07/01/2024	GOOGLE *GSUITE_SVWSD.O 650-253-0000 CA	72.00
06/30/2024	ZOOM.US 888-799-9666 SAN JOSE CA	15.99
06/28/2024	MAMA INEZ BELLEVUE ID	68.62
06/28/2024	GOOGLE *GSUITE_SVWSD.O 650-253-0000 CA	72.00
06/25/2024	WISEGUY PIZZA PIE - KE KETCHUM ID	104.58
06/25/2024	VELTEX MARKET KETCHUM ID	26.18
06/20/2024	*FINANCE CHARGE* PURCHASES REFUND	(13.05)
06/17/2024	ONLINE PAYMENT	(4,711.53)

© 1999 - 2024 Wells Fargo. All rights reserved.

# Request for Taxpayer Identification Number and Certification

Give Form to the requester. Do not send to the IRS.

Go to [www.irs.gov/FormW9](http://www.irs.gov/FormW9) for instructions and the latest information.

Print or type. See Specific Instructions on page 3.

<p><b>1</b> Name (as shown on your income tax return). Name is required on this line; do not leave this line blank. <b>CON PAULOS INC</b></p> <p><b>2</b> Business name/disregarded entity name, if different from above <b>CON PAULOS CHEVROLET</b></p> <p><b>3</b> Check appropriate box for federal tax classification of the person whose name is entered on line 1. Check only <b>one</b> of the following seven boxes.</p> <p><input type="checkbox"/> Individual/sole proprietor or single-member LLC    <input type="checkbox"/> C Corporation    <input checked="" type="checkbox"/> S Corporation    <input type="checkbox"/> Partnership    <input type="checkbox"/> Trust/estate</p> <p><input type="checkbox"/> Limited liability company. Enter the tax classification (C=C corporation, S=S corporation, P=Partnership) ▶ _____ <b>Note:</b> Check the appropriate box in the line above for the tax classification of the single-member owner. Do not check LLC if the LLC is classified as a single-member LLC that is disregarded from the owner unless the owner of the LLC is another LLC that is <b>not</b> disregarded from the owner for U.S. federal tax purposes. Otherwise, a single-member LLC that is disregarded from the owner should check the appropriate box for the tax classification of its owner.</p> <p><input type="checkbox"/> Other (see instructions) ▶ _____</p> <p><b>5</b> Address (number, street, and apt. or suite no.) See instructions. <b>PO BOX 483</b></p> <p><b>6</b> City, state, and ZIP code <b>JEORME, ID 83338</b></p> <p><b>7</b> List account number(s) here (optional)</p>	<p><b>4</b> Exemptions (codes apply only to certain entities, not individuals; see instructions on page 3):</p> <p>Exempt payee code (if any) _____</p> <p>Exemption from FATCA reporting code (if any) _____</p> <p><small>(Applies to accounts maintained outside the U.S.)</small></p> <p>Requester's name and address (optional)</p>
--	--

## Part I Taxpayer Identification Number (TIN)

Enter your TIN in the appropriate box. The TIN provided must match the name given on line 1 to avoid backup withholding. For individuals, this is generally your social security number (SSN). However, for a resident alien, sole proprietor, or disregarded entity, see the instructions for Part I, later. For other entities, it is your employer identification number (EIN). If you do not have a number, see *How to get a TIN*, later.

**Note:** If the account is in more than one name, see the instructions for line 1. Also see *What Name and Number To Give the Requester* for guidelines on whose number to enter.

<b>Social security number</b>									
<b>or</b>									
<b>Employer identification number</b>									
8	2	-	0	3	5	0	9	8	6

## Part II Certification

Under penalties of perjury, I certify that:

- The number shown on this form is my correct taxpayer identification number (or I am waiting for a number to be issued to me); and
- I am not subject to backup withholding because: (a) I am exempt from backup withholding, or (b) I have not been notified by the Internal Revenue Service (IRS) that I am subject to backup withholding as a result of a failure to report all interest or dividends, or (c) the IRS has notified me that I am no longer subject to backup withholding; and
- I am a U.S. citizen or other U.S. person (defined below); and
- The FATCA code(s) entered on this form (if any) indicating that I am exempt from FATCA reporting is correct.

**Certification instructions.** You must cross out item 2 above if you have been notified by the IRS that you are currently subject to backup withholding because you have failed to report all interest and dividends on your tax return. For real estate transactions, item 2 does not apply. For mortgage interest paid, acquisition or abandonment of secured property, cancellation of debt, contributions to an individual retirement arrangement (IRA), and generally, payments other than interest and dividends, you are not required to sign the certification, but you must provide your correct TIN. See the instructions for Part II, later.

<b>Sign Here</b>	Signature of U.S. person ▶	Date ▶ 11-21-22
------------------	----------------------------	-----------------

## General Instructions

Section references are to the Internal Revenue Code unless otherwise noted.

**Future developments.** For the latest information about developments related to Form W-9 and its instructions, such as legislation enacted after they were published, go to [www.irs.gov/FormW9](http://www.irs.gov/FormW9).

## Purpose of Form

An individual or entity (Form W-9 requester) who is required to file an information return with the IRS must obtain your correct taxpayer identification number (TIN) which may be your social security number (SSN), individual taxpayer identification number (ITIN), adoption taxpayer identification number (ATIN), or employer identification number (EIN), to report on an information return the amount paid to you, or other amount reportable on an information return. Examples of information returns include, but are not limited to, the following.

- Form 1099-INT (interest earned or paid)

- Form 1099-DIV (dividends, including those from stocks or mutual funds)
- Form 1099-MISC (various types of income, prizes, awards, or gross proceeds)
- Form 1099-B (stock or mutual fund sales and certain other transactions by brokers)
- Form 1099-S (proceeds from real estate transactions)
- Form 1099-K (merchant card and third party network transactions)
- Form 1098 (home mortgage interest), 1098-E (student loan interest), 1098-T (tuition)
- Form 1099-C (canceled debt)
- Form 1099-A (acquisition or abandonment of secured property)

Use Form W-9 only if you are a U.S. person (including a resident alien), to provide your correct TIN.

If you do not return Form W-9 to the requester with a TIN, you might be subject to backup withholding. See What is backup withholding, later.



# CERTIFICATE OF LIABILITY INSURANCE

DATE (MM/DD/YYYY)

08/01/2023

THIS CERTIFICATE IS ISSUED AS A MATTER OF INFORMATION ONLY AND CONFERS NO RIGHTS UPON THE CERTIFICATE HOLDER. THIS CERTIFICATE DOES NOT AFFIRMATIVELY OR NEGATIVELY AMEND, EXTEND OR ALTER THE COVERAGE AFFORDED BY THE POLICIES BELOW. THIS CERTIFICATE OF INSURANCE DOES NOT CONSTITUTE A CONTRACT BETWEEN THE ISSUING INSURER(S), AUTHORIZED REPRESENTATIVE OR PRODUCER, AND THE CERTIFICATE HOLDER.

**IMPORTANT:** If the certificate holder is an ADDITIONAL INSURED, the policy(ies) must have ADDITIONAL INSURED provisions or be endorsed. If SUBROGATION IS WAIVED, subject to the terms and conditions of the policy, certain policies may require an endorsement. A statement on this certificate does not confer rights to the certificate holder in lieu of such endorsement(s).

PRODUCER Goldenwest Insurance Services PO Box 268  Ogden UT 84402-0268	CONTACT NAME: Matthew Wahlen	
	PHONE (A/C, No, Ext): (888) 853-8992 FAX (A/C, No): (801) 475-9575 E-MAIL ADDRESS: mwahlen@gwcu.org	
INSURED  Con Paulos Inc, DBA: Con Paulos Chevrolet 251 E Frontage Road S  Jerome ID 83338	INSURER(S) AFFORDING COVERAGE	NAIC #
	INSURER A: Continental Insurance Company	35289
	INSURER B: Columbia Casualty Company	31127
	INSURER C:	
	INSURER D:	
	INSURER E:	

**COVERAGES** CERTIFICATE NUMBER: CL238107499 REVISION NUMBER:

THIS IS TO CERTIFY THAT THE POLICIES OF INSURANCE LISTED BELOW HAVE BEEN ISSUED TO THE INSURED NAMED ABOVE FOR THE POLICY PERIOD INDICATED. NOTWITHSTANDING ANY REQUIREMENT, TERM OR CONDITION OF ANY CONTRACT OR OTHER DOCUMENT WITH RESPECT TO WHICH THIS CERTIFICATE MAY BE ISSUED OR MAY PERTAIN, THE INSURANCE AFFORDED BY THE POLICIES DESCRIBED HEREIN IS SUBJECT TO ALL THE TERMS, EXCLUSIONS AND CONDITIONS OF SUCH POLICIES. LIMITS SHOWN MAY HAVE BEEN REDUCED BY PAID CLAIMS.

INSR LTR	TYPE OF INSURANCE	ADDL INSD	SUBR WVD	POLICY NUMBER	POLICY EFF (MM/DD/YYYY)	POLICY EXP (MM/DD/YYYY)	LIMITS
A	<input checked="" type="checkbox"/> COMMERCIAL GENERAL LIABILITY <input type="checkbox"/> CLAIMS-MADE <input checked="" type="checkbox"/> OCCUR GEN'L AGGREGATE LIMIT APPLIES PER: <input checked="" type="checkbox"/> POLICY <input type="checkbox"/> PRO-JECT <input type="checkbox"/> LOC OTHER:			AYA737208159	08/01/2023	08/01/2024	EACH OCCURRENCE \$ 1,000,000 DAMAGE TO RENTED PREMISES (Ea occurrence) \$ 300,000 MED EXP (Any one person) \$ 5,000 PERSONAL & ADV INJURY \$ 1,000,000 GENERAL AGGREGATE \$ 2,000,000 PRODUCTS - COMP/OPAGG \$ 2,000,000
A	<input checked="" type="checkbox"/> AUTOMOBILE LIABILITY <input checked="" type="checkbox"/> ANY AUTO <input type="checkbox"/> OWNED AUTOS ONLY <input type="checkbox"/> SCHEDULED AUTOS <input type="checkbox"/> HIRED AUTOS ONLY <input type="checkbox"/> NON-OWNED AUTOS ONLY <input checked="" type="checkbox"/> GARAGE			AYA737208159	08/01/2023	08/01/2024	COMBINED SINGLE LIMIT (Ea accident) \$ 1,000,000 BODILY INJURY (Per person) \$ BODILY INJURY (Per accident) \$ PROPERTY DAMAGE (Per accident) \$
A	<input checked="" type="checkbox"/> UMBRELLA LIAB <input checked="" type="checkbox"/> OCCUR <input type="checkbox"/> EXCESS LIAB <input type="checkbox"/> CLAIMS-MADE DED <input checked="" type="checkbox"/> RETENTION \$ 10,000			AYU737208176	08/01/2023	08/01/2024	EACH OCCURRENCE \$ 3,000,000 AGGREGATE \$ 6,000,000
	WORKERS COMPENSATION AND EMPLOYERS' LIABILITY ANY PROPRIETOR/PARTNER/EXECUTIVE OFFICER/MEMBER EXCLUDED? (Mandatory in NH) If yes, describe under DESCRIPTION OF OPERATIONS below		N/A				PER STATUTE <input type="checkbox"/> OTH-ER <input type="checkbox"/> E.L. EACH ACCIDENT \$ E.L. DISEASE - EA EMPLOYEE \$ E.L. DISEASE - POLICY LIMIT \$
B	Garagekeepers			AYN737208162	08/01/2023	08/01/2024	Coverage Amount \$400,000 Comprehensive Ded \$2,500/\$10,000 Collision Ded \$2,500

DESCRIPTION OF OPERATIONS / LOCATIONS / VEHICLES (ACORD 101, Additional Remarks Schedule, may be attached if more space is required)

Reason for Certificate: GENERAL LIABILITY

30 Day notice of cancellation applies, except for cancellation due to non payment of premium.

See Additional Remarks Schedule Attached

## CERTIFICATE HOLDER

## CANCELLATION

Con Paulos, Inc.  
PO Box 483

Jerome

ID 83338

SHOULD ANY OF THE ABOVE DESCRIBED POLICIES BE CANCELLED BEFORE THE EXPIRATION DATE THEREOF, NOTICE WILL BE DELIVERED IN ACCORDANCE WITH THE POLICY PROVISIONS.

AUTHORIZED REPRESENTATIVE

AGENCY CUSTOMER ID: 00041787

LOC #: \_\_\_\_\_



# ADDITIONAL REMARKS SCHEDULE

Page \_\_\_\_\_ of \_\_\_\_\_

AGENCY Goldenwest Insurance Services		NAMED INSURED Con Paulos Inc, DBA: Con Paulos Chevrolet	
POLICY NUMBER		EFFECTIVE DATE:	
CARRIER	NAIC CODE		

## ADDITIONAL REMARKS

THIS ADDITIONAL REMARKS FORM IS A SCHEDULE TO ACORD FORM,  
 FORM NUMBER: 25 FORM TITLE: Certificate of Liability Insurance

Products - Completed Operations Aggregate of \$3,000,000 applies to the Garage Liability.

Additional Named Insured(s) Include: CON PAULOS, INC DBA INSTANT AUTO CREDIT





# CERTIFICATE OF LIABILITY INSURANCE

DATE (MM/DD/YYYY)

7/10/2024

THIS CERTIFICATE IS ISSUED AS A MATTER OF INFORMATION ONLY AND CONFERS NO RIGHTS UPON THE CERTIFICATE HOLDER. THIS CERTIFICATE DOES NOT AFFIRMATIVELY OR NEGATIVELY AMEND, EXTEND OR ALTER THE COVERAGE AFFORDED BY THE POLICIES BELOW. THIS CERTIFICATE OF INSURANCE DOES NOT CONSTITUTE A CONTRACT BETWEEN THE ISSUING INSURER(S), AUTHORIZED REPRESENTATIVE OR PRODUCER, AND THE CERTIFICATE HOLDER.

**IMPORTANT:** If the certificate holder is an **ADDITIONAL INSURED**, the policy(ies) must have **ADDITIONAL INSURED** provisions or be endorsed. If **SUBROGATION IS WAIVED**, subject to the terms and conditions of the policy, certain policies may require an endorsement. A statement on this certificate does not confer rights to the certificate holder in lieu of such endorsement(s).

<b>PRODUCER</b> Alliant Insurance Services, Inc. 125 High St. Ste. 2205 Boston MA 02110	<b>CONTACT NAME:</b> Paulina Lipinski <b>PHONE (A/C, No, Ext):</b> <b>FAX (A/C, No):</b> <b>E-MAIL ADDRESS:</b> Paulina.Lipinski@alliant.com
	<b>INSURER(S) AFFORDING COVERAGE</b>
License#: 0C36861 120WATE-01	<b>INSURER A:</b> Homeland Insurance Company of <b>INSURER B:</b> Cincinnati Insurance Company <b>INSURER C:</b> <b>INSURER D:</b> <b>INSURER E:</b> <b>INSURER F:</b>
<b>INSURED</b> 120 Water Audit, Inc. P.O. Box 604 Zionsville IN 46077-0604	<b>NAIC #</b> 34452 10677


**COVERAGES** **CERTIFICATE NUMBER:** 1148714058 **REVISION NUMBER:**

THIS IS TO CERTIFY THAT THE POLICIES OF INSURANCE LISTED BELOW HAVE BEEN ISSUED TO THE INSURED NAMED ABOVE FOR THE POLICY PERIOD INDICATED. NOTWITHSTANDING ANY REQUIREMENT, TERM OR CONDITION OF ANY CONTRACT OR OTHER DOCUMENT WITH RESPECT TO WHICH THIS CERTIFICATE MAY BE ISSUED OR MAY PERTAIN, THE INSURANCE AFFORDED BY THE POLICIES DESCRIBED HEREIN IS SUBJECT TO ALL THE TERMS, EXCLUSIONS AND CONDITIONS OF SUCH POLICIES. LIMITS SHOWN MAY HAVE BEEN REDUCED BY PAID CLAIMS.

INSR LTR	TYPE OF INSURANCE	ADDL INSD	SUBR WVD	POLICY NUMBER	POLICY EFF (MM/DD/YYYY)	POLICY EXP (MM/DD/YYYY)	LIMITS
A	<input checked="" type="checkbox"/> COMMERCIAL GENERAL LIABILITY <input type="checkbox"/> CLAIMS-MADE <input checked="" type="checkbox"/> OCCUR GEN'L AGGREGATE LIMIT APPLIES PER: <input type="checkbox"/> POLICY <input checked="" type="checkbox"/> PRO-JECT <input type="checkbox"/> LOC OTHER:			793-01-34-30-0000	7/7/2024	6/7/2025	EACH OCCURRENCE \$ 1,000,000 DAMAGE TO RENTED PREMISES (Ea occurrence) \$ 100,000 MED EXP (Any one person) \$ 10,000 PERSONAL & ADV INJURY \$ 1,000,000 GENERAL AGGREGATE \$ 2,000,000 PRODUCTS - COMP/OP AGG \$ 2,000,000 \$
B	<b>AUTOMOBILE LIABILITY</b> <input type="checkbox"/> ANY AUTO <input type="checkbox"/> OWNED AUTOS ONLY <input type="checkbox"/> SCHEDULED AUTOS <input checked="" type="checkbox"/> HIRED AUTOS ONLY <input checked="" type="checkbox"/> NON-OWNED AUTOS ONLY			EBA 049 99 15	6/7/2024	6/7/2025	COMBINED SINGLE LIMIT (Ea accident) \$ 1,000,000 BODILY INJURY (Per person) \$ BODILY INJURY (Per accident) \$ PROPERTY DAMAGE (Per accident) \$ \$
A	<input type="checkbox"/> UMBRELLA LIAB <input checked="" type="checkbox"/> OCCUR <input checked="" type="checkbox"/> EXCESS LIAB <input type="checkbox"/> CLAIMS-MADE DED RETENTION \$			793-01-34-31-0000	7/7/2024	6/7/2025	EACH OCCURRENCE \$ 5,000,000 AGGREGATE \$ 5,000,000 \$
	<b>WORKERS COMPENSATION AND EMPLOYERS' LIABILITY</b> ANY PROPRIETOR/PARTNER/EXECUTIVE OFFICER/MEMBER EXCLUDED? (Mandatory in NH) If yes, describe under DESCRIPTION OF OPERATIONS below	Y/N	N/A				<input type="checkbox"/> PER STATUTE <input type="checkbox"/> OTHER E.L. EACH ACCIDENT \$ E.L. DISEASE - EA EMPLOYEE \$ E.L. DISEASE - POLICY LIMIT \$
A	Professional Liability			793-01-34-30-0000	7/7/2024	6/7/2025	Per Occur/Aggreg \$1,000,000
A	Contractors Pollution Liability			793-01-34-30-0000	7/7/2024	6/7/2025	Each Poll Condition/ Subj. to Policy Aggr \$2,000,000 \$2,000,000

DESCRIPTION OF OPERATIONS / LOCATIONS / VEHICLES (ACORD 101, Additional Remarks Schedule, may be attached if more space is required)

**CERTIFICATE HOLDER** **CANCELLATION**

Sun Valley Water & Sewer District, ID 49 Larrys Lane Sun Valley ID 83353	SHOULD ANY OF THE ABOVE DESCRIBED POLICIES BE CANCELLED BEFORE THE EXPIRATION DATE THEREOF, NOTICE WILL BE DELIVERED IN ACCORDANCE WITH THE POLICY PROVISIONS.  AUTHORIZED REPRESENTATIVE 
--	--

© 1988-2015 ACORD CORPORATION. All rights reserved.



Water Consumption: Well Water + ReUse Water (18 yrs)

	June			Total
	SV	Elkhorn	ReUse	
2007	60,253,600	127,650,700	-	187,904,300
2008	56,940,200	125,416,900	-	182,357,100
2009	42,595,200	38,553,100	-	81,148,300
2010	43,240,600	80,614,700	-	123,855,300
2011	44,586,400	90,197,500	-	134,783,900
2012	59,884,300	117,197,800	-	177,082,100
2013	60,900,760	127,906,400	-	188,807,160
2014	57,586,900	136,461,600	-	194,048,500
2015	48,031,800	94,005,900	-	142,037,700
2016	57,233,500	97,828,460		155,061,960
2017	55,217,600	96,466,500	13,440,000	165,124,100
2018	52,557,400	85,721,200	9,334,000	147,612,600
2019	55,123,200	99,002,100	10,317,000	164,442,300
2020	55,604,900	103,223,400	16,028,000	174,856,300
2021	67,206,300	107,050,900	21,993,000	196,250,200
2022	49,309,600	80,637,600	12,568,000	142,515,200
2023	61,193,500	77,659,700	3,558,000	142,411,200
2024	65,891,200	111,191,100	13,760,000	190,842,300
<i>Avg</i>	55,186,498	99,821,420	12,624,750	160,618,918

**Sewer Flow Readings**

Month	Jan-24	Feb-24	Mar-24	Apr-24	May-24	Jun-24
<b>Elkhorn Side Sewer Reading</b>						
current meter reading*	761,231	767,875	776,850	786,588	793,565	801,178
previous meter	<u>754,826</u>	<u>761,231</u>	<u>767,875</u>	<u>776,850</u>	<u>786,588</u>	<u>793,565</u>
subtracted TOTAL	6,405	6,644	8,975	9,738	6,977	7,613
TOTAL Multiplied by 1000	<b>6,405,000</b>	<b>6,644,000</b>	<b>8,975,000</b>	<b>9,738,000</b>	<b>6,977,000</b>	<b>7,613,000</b>
<b>Sun Valley Side Sewer Reading</b>						
current meter reading*	408,141	418,301	429,714	440,361	452,901	467,375
previous meter	<u>397,913</u>	<u>408,141</u>	<u>418,301</u>	<u>429,714</u>	<u>440,361</u>	<u>452,901</u>
subtracted TOTAL	10,228	10,160	11,413	10,647	12,540	14,474
Total Multiplied by 1000	<b>10,228,000</b>	<b>10,160,000</b>	<b>11,413,000</b>	<b>10,647,000</b>	<b>12,540,000</b>	<b>14,474,000</b>
ELKHORN TOTAL	6,405,000	6,644,000	8,975,000	9,738,000	6,977,000	7,613,000
SUN VALLEY TOTAL	10,228,000	10,160,000	11,413,000	10,647,000	12,540,000	14,474,000
<b>SVW&amp;S TOTAL</b>	<b>16,633,000</b>	<b>16,804,000</b>	<b>20,388,000</b>	<b>20,385,000</b>	<b>19,517,000</b>	<b>22,087,000</b>
<b>KETCHUM TOTAL</b>	<b>18,745,000</b>	<b>16,599,000</b>	<b>17,730,000</b>	<b>17,060,000</b>	<b>17,977,000</b>	<b>20,540,000</b>
<b>PLANT TOTAL</b>	<b>35,378,000</b>	<b>33,403,000</b>	<b>38,118,000</b>	<b>37,445,000</b>	<b>37,494,000</b>	<b>42,627,000</b>
<b>SVW &amp;S PERCENTAGE</b>	<b>47.02%</b>	<b>50.31%</b>	<b>53.49%</b>	<b>54.44%</b>	<b>52.05%</b>	<b>51.81%</b>
<b>KETCHUM PERCENTAGE</b>	<b>52.98%</b>	<b>49.69%</b>	<b>46.51%</b>	<b>45.56%</b>	<b>47.95%</b>	<b>48.19%</b>

Ketchum

**Influent Flow**

current meter reading*	11,380,778	11,411,802	11,447,668	11,482,997	11,519,023	11,560,113
previous meter	<u>11,349,862</u>	<u>11,380,778</u>	<u>11,411,802</u>	<u>11,447,668</u>	<u>11,482,997</u>	<u>11,519,023</u>
subtracted TOTAL	30,916	31,024	35,866	35,329	36,026	41,090
TOTAL Multiplied by 1000	<b>30,916,000</b>	<b>31,024,000</b>	<b>35,866,000</b>	<b>35,329,000</b>	<b>36,026,000</b>	<b>41,090,000</b>

**Effluent Flow Meter Reading**

current meter reading*	9,379,181	9,412,584	9,450,702	9,488,147	9,525,641	9,568,268
previous meter	<u>9,343,803</u>	<u>9,379,181</u>	<u>9,412,584</u>	<u>9,450,702</u>	<u>9,488,147</u>	<u>9,525,641</u>
subtracted TOTAL	35,378	33,403	38,118	37,445	37,494	42,627
Total Multiplied by 1000	<b>35,378,000</b>	<b>33,403,000</b>	<b>38,118,000</b>	<b>37,445,000</b>	<b>37,494,000</b>	<b>42,627,000</b>

**Reuse Flow Meter Reading**

current meter reading*	791,596	791,596	791,596	793,367	806,680	829,857
previous meter	<u>791,596</u>	<u>791,596</u>	<u>791,596</u>	<u>791,596</u>	<u>793,367</u>	<u>806,680</u>
subtracted TOTAL	0	0	0	1,771	13,313	23,177
TOTAL Multiplied by 1000	<b>0</b>	<b>0</b>	<b>0</b>	<b>1,771,000</b>	<b>13,313,000</b>	<b>23,177,000</b>

**Plant Water Meter Reading**

current meter reading*	93,397	94,030	94,772	95,511	96,251	96,925
previous meter	<u>92,846</u>	<u>93,397</u>	<u>94,030</u>	<u>94,772</u>	<u>95,511</u>	<u>96,251</u>
subtracted TOTAL	551	633	742	739	740	674
Total Multiplied by 1000	<b>551,000</b>	<b>633,000</b>	<b>742,000</b>	<b>739,000</b>	<b>740,000</b>	<b>674,000</b>

**Sewer Flow Readings**

Month	Jun-24	Jun-23	Jun-22	Jun-21	Jun-20	Jun-19	Jun-18	Jun-17	Jun-16	Jun-15	Total	Average
-------	--------	--------	--------	--------	--------	--------	--------	--------	--------	--------	-------	---------

**Elkhorn Side Sewer Reading**

current meter reading\*  
previous meter  
subtracted TOTAL  
TOTAL Multiplied by 1000

801,178	711,386	625,734	544,026	489,760	429,270	375,514	308,028	178,591	120,028			
<u>793,565</u>	<u>699,929</u>	<u>617,976</u>	<u>539,407</u>	<u>484,087</u>	<u>422,901</u>	<u>370,595</u>	<u>301,013</u>	<u>173,672</u>	<u>115,601</u>			
7,613	11,467	7,758	4,619	5,673	6,369	4,919	7,015	4,919	4,427			
<u>7,613,000</u>	<u>11,467,000</u>	<u>7,758,000</u>	<u>4,619,000</u>	<u>5,673,000</u>	<u>6,369,000</u>	<u>4,919,000</u>	<u>7,015,000</u>	<u>4,919,000</u>	<u>4,427,000</u>		64,779	6,478
											<u>64,779,000</u>	6,477,900

**Sun Valley Side Sewer Reading**

current meter reading\*  
previous meter  
subtracted TOTAL  
Total Multiplied by 1000

467,375	336,532	202,643	58,681	917,766	613,902	304,265	462,034	304,265	160,290			
<u>452,901</u>	<u>322,512</u>	<u>187,816</u>	<u>40,681</u>	<u>902,494</u>	<u>597,262</u>	<u>290,699</u>	<u>447,957</u>	<u>290,699</u>	<u>145,621</u>			
14,474	14,020	14,827	18,000	15,272	16,506	16,640	14,077	13,566	14,669			
<u>14,474,000</u>	<u>14,020,000</u>	<u>14,827,000</u>	<u>18,000,000</u>	<u>15,272,000</u>	<u>16,506,000</u>	<u>16,640,000</u>	<u>14,077,000</u>	<u>13,566,000</u>	<u>14,669,000</u>		152,051	15,205,100
											<u>152,051,000</u>	15,205,100

ELKHORN TOTAL  
SUN VALLEY TOTAL

7,613,000	11,467,000	7,758,000	4,619,000	5,673,000	4,919,000	4,919,000	7,015,000	4,919,000	4,427,000		64,779,000	6,477,900
<u>14,474,000</u>	<u>14,020,000</u>	<u>14,827,000</u>	<u>18,000,000</u>	<u>15,272,000</u>	<u>16,506,000</u>	<u>16,640,000</u>	<u>14,077,000</u>	<u>13,566,000</u>	<u>14,669,000</u>		<u>152,051,000</u>	<u>15,205,100</u>

SWM&S TOTAL  
KETCHUM TOTAL

22,087,000	25,487,000	22,585,000	22,619,000	20,945,000	21,092,000	18,485,000	21,092,000	18,485,000	19,096,000		216,830,000	21,683,000
<u>20,540,000</u>	<u>47,645,000</u>	<u>30,097,000</u>	<u>18,218,000</u>	<u>23,726,000</u>	<u>39,673,000</u>	<u>19,829,000</u>	<u>47,235,000</u>	<u>18,648,000</u>	<u>18,648,000</u>		<u>292,312,000</u>	<u>29,231,200</u>

PLANT TOTAL

42,627,000	73,132,000	52,682,000	40,837,000	44,671,000	62,548,000	48,260,000	68,327,000	38,314,000	37,744,000		509,142,000	50,914,200
------------	------------	------------	------------	------------	------------	------------	------------	------------	------------	--	-------------	------------

SWM&S PERCENTAGE  
KETCHUM PERCENTAGE

51.81%	34.85%	42.87%	55.39%	46.89%	36.57%	44.67%	30.87%	48.25%	50.59%		442.76%	44.28%
<u>48.19%</u>	<u>65.15%</u>	<u>57.13%</u>	<u>44.61%</u>	<u>53.11%</u>	<u>63.43%</u>	<u>55.33%</u>	<u>69.13%</u>	<u>51.75%</u>	<u>49.41%</u>		<u>557.24%</u>	<u>55.72%</u>

**Ketchum**

**Influent Flow**

current meter reading\*  
previous meter  
subtracted TOTAL  
TOTAL Multiplied by 1000

11,560,113	11,156,528	10,672,324	10,273,177	9,878,644	9,463,512	9,000,785	8,564,151	8,001,280	7,609,915			
<u>11,519,023</u>	<u>11,086,359</u>	<u>10,621,402</u>	<u>10,233,212</u>	<u>9,835,475</u>	<u>9,402,437</u>	<u>8,956,795</u>	<u>8,498,332</u>	<u>7,964,105</u>	<u>7,572,956</u>			
41,090	70,169	50,922	39,965	43,169	61,075	43,990	65,819	37,175	36,959			
<u>41,090,000</u>	<u>70,169,000</u>	<u>50,922,000</u>	<u>39,965,000</u>	<u>43,169,000</u>	<u>61,075,000</u>	<u>43,990,000</u>	<u>65,819,000</u>	<u>37,175,000</u>	<u>36,959,000</u>		490,333	49,033
											<u>490,333,000</u>	49,033,300

**Effluent Flow Meter Reading**

current meter reading\*  
previous meter  
subtracted TOTAL  
Total Multiplied by 1000

9,568,268	9,135,719	8,612,262	8,179,121	7,760,727	7,318,823	6,817,461	6,367,373	5,763,295	5,371,240			
<u>9,525,641</u>	<u>9,062,587</u>	<u>8,559,580</u>	<u>8,138,284</u>	<u>7,716,056</u>	<u>7,256,275</u>	<u>6,769,201</u>	<u>6,299,046</u>	<u>5,744,981</u>	<u>5,333,496</u>			
42,627	73,132	52,682	40,837	44,671	62,548	48,260	68,327	38,314	37,744			
<u>42,627,000</u>	<u>73,132,000</u>	<u>52,682,000</u>	<u>40,837,000</u>	<u>44,671,000</u>	<u>62,548,000</u>	<u>48,260,000</u>	<u>68,327,000</u>	<u>38,314,000</u>	<u>37,744,000</u>		509,142	50,914
											<u>509,142,000</u>	50,914,200

**Reuse Flow Meter Reading**

current meter reading\*  
previous meter  
subtracted TOTAL  
TOTAL Multiplied by 1000

829,857	725,007	650,657	545,099	643,532	521,073	421,997	330,814	237,269	142,922			
<u>806,680</u>	<u>719,541</u>	<u>631,982</u>	<u>514,328</u>	<u>518,414</u>	<u>502,455</u>	<u>405,671</u>	<u>313,446</u>	<u>210,605</u>	<u>119,970</u>			
23,177	5,466	18,675	30,771	25,118	18,618	16,326	17,368	26,664	22,952			
<u>23,177,000</u>	<u>5,466,000</u>	<u>18,675,000</u>	<u>30,771,000</u>	<u>25,118,000</u>	<u>18,618,000</u>	<u>16,326,000</u>	<u>17,368,000</u>	<u>26,664,000</u>	<u>22,952,000</u>		205,135	20,514
											<u>205,135,000</u>	20,513,500

**Plant Water Meter Reading**

current meter reading\*  
previous meter  
subtracted TOTAL  
Total Multiplied by 1000

96,925	88,171	80,254	74,679	69,955	65,365	59,502	54,987	50,160	45,658			
<u>96,251</u>	<u>87,227</u>	<u>79,748</u>	<u>74,309</u>	<u>69,459</u>	<u>64,851</u>	<u>59,051</u>	<u>54,490</u>	<u>49,807</u>	<u>45,234</u>			
674	944	506	370	496	514	451	497	353	424			
<u>674,000</u>	<u>944,000</u>	<u>506,000</u>	<u>370,000</u>	<u>496,000</u>	<u>514,000</u>	<u>451,000</u>	<u>497,000</u>	<u>353,000</u>	<u>424,000</u>		5,229	523
											<u>5,229,000</u>	522,900



June 27, 2024

9:00 am – 9:30 am

## Monthly Wastewater Treatment Upgrades Progress Meetings City of Ketchum and Sun Valley Water & Sewer District

### Agenda:

1. Aeration Upgrades Construction
  - a. Building Permit Acquired June 6<sup>th</sup>. Status of discipline permits? – Mick

All in order.

- b. Blower Delivery – Mick
      - i. Blowers on-site in empty garage bay.
      - ii. One v-belt pulley ready to ship as of 5/22, status on delivery?

Arrived, needs to get installed.

- c. Status of VFD purchase – John
          - i. Reminded ESWC to use agreement payment schedule.
          - ii. ESWC did not order configured VFD drawings from manufacturer, typical configured VFDs being constructed. Local panel shop will provide configured VFD drawings and re-wire to match Contract Documents.
          - iii. Delivery schedule update? ESWC expect most VFDs to be delivered late 2024 (no later than March 7, 2025). Once final submittal is received, Engineer to contact monthly for delivery update.
        - d. Project Construction Schedule – Kody
          - i. Electrical room underground work, slab pour, parapet demolition.
          - ii. Status of shop drawings and RFIs
            1. Shop drawings completed – 58
            2. Shop drawings in review – 6
            3. RFIs completed – 14
            4. RFIs in review – 0
          - iii. Change orders
            1. CO #1 pending further discussion with RSCI.
          - iv. Upcoming Work:
            1. CMU wall construction, temporary blower installation, asphalt demo/excavation for conduit installation.
            2. AB4 draining start?

Centrifugal operating 10 am – 1 am daily to provide sufficient air to basins with warm weather, through September. Turbo only holds DO to around 0.5 mg/L.

Looking at two weeks to start draining AB4. Plant needs to repair AB1/2 air piping that cracked over winter.

2. Solids Dewatering Design – Brad/Kody
  - a. Design Schedule
    - i. Continuing design effort.

- ii. Original schedule for completion of 60%: July 10<sup>th</sup>. Need to August 28<sup>th</sup> to complete 60%.
  - iii. Original schedule for completion of 90%: October 9<sup>th</sup>. Need to November 13<sup>th</sup> for 90%.
  - iv. Original schedule for completion of 100%: November 13<sup>th</sup>. Need to December 11<sup>th</sup> for 100%.
    - 1. Bid period starts beginning of CY 2025.
    - b. Next step to set up a meeting with Idaho Dept. of Lands and IDEQ to discuss utilizing old landfill cover south of Gun Club for biosolids land application.
3. Management Level Updates
- a. Plant Operations – Mick & Jeff
  - b. City of Ketchum – Trent & Ben
  - c. SVWSD – Pat & Marybeth

Notes:

## Jacobs Engineering Support Services Summary June 2024

<b>Attention:</b>	Pat McMahon, General Manager	<b>Jacobs Engineering Group, Inc</b>
<b>Company:</b>	Sun Valley Water and Sewer District	999 W. Main St
<b>Prepared by:</b>	Alyce Tolman, P.E.	Suite 1200
<b>Copies to:</b>	Marybeth Collins, Office Manager	Boise, ID 83702
<b>Date:</b>	July 9, 2024	United States
		T +1.208.383.6208

---

The purpose of this memorandum is to provide the District with a summary of engineering activities for the period noted above.

### **Admin, General Consulting, and On-Call Engineering Services**

Activities include:

- General project management and administration.
- General communication/coordination with staff and District staff.
- Continued coordination on revised altitude valve vault design for Dollar Reservoir.
- General communication on McHanville proposed development.
- General communication on Well 14 Preliminary Site plan and test well location.





**120Water**<sup>TM</sup>

## Sun Valley Water & Sewer District, ID

### Proposal: Service Line Inventory

**Submission To:**

**Pat McMahon**  
pat@svwsd.com

**Response Submitted By:**

**120Water**  
250 S Elm Street  
Zionsville, IN 46077  
120Water.com

**Primary Contact:**

**Liz Johns**  
Idaho State Rep  
liz.johns@120water.com  
317.670.2543

# Service Line Inventory

## Introduction:

Service line inventories are the foundation from which water systems take action to address a significant source of lead in drinking water - lead service lines (LSLs). Establishing an inventory of service line materials and identifying the location of LSLs is a key step in getting them replaced and protecting public health.

A comprehensive and accurate inventory has many additional benefits beyond regulatory compliance. Inventorying service line material permits notification to consumers about potential lead risks affecting them, which can facilitate customer actions to reduce lead in drinking water, including flushing, use of filters certified to reduce lead, and customer-initiated LSLR. Inventories allow water systems to publicly track their progress on LSL identification and replacement, engaging the community and enhancing transparency. Inventories can also help water systems and consumers determine the source of high lead levels in drinking water at a home or building and the possible solutions for reducing exposure. Inventories can also make LSLR programs more efficient. Even incomplete inventories may create cost-saving opportunities for water systems by better targeting locations served by LSLs, stretching the value of internal or external funding that water systems receive, such as from the BIL. In addition, service line inventories can help inform decisions for other drinking water rules and could inform future needs surveys and potential future costs.

## Objectives:

The LCRR requires CWSs and NTNCWSs to develop a publicly available service line inventory that includes material classifications (Lead, Galvanized Requiring Replacement (GRR), Non-Lead, or Lead status unknown) of all service lines connected to a public water distribution system (40 CFR §141.84(a)(2)). This inventory must define service line ownership, and where dual ownership applies, materials must be defined on both the PWS and customer portion of the line to accurately provide a single classification per service line.

Sun Valley Water & Sewer District, ID and 120Water are entering into an agreement to collaborate and develop a Preliminary Service Line Inventory. A Preliminary Service Line Inventory or *Records Based Inventory*, is an initial evaluation of all records that are publically available and widely available within the Utility. Establishing a Preliminary Service Line Inventory is the first step in achieving compliance with Revised Lead and Copper Rule. The objective of this scope of work is to establish a Preliminary Service Line Inventory within the defined term duration.

## Scope of Work:

Developing a preliminary inventory is Phase I of the LSLI process. The goal is to identify, gather, organize, clean and categorize the data appropriately for Implementation into the 120Water Platform. Here is the process describing the various sections for Phase I of the LSLI process:

- The *Consider* section outlines the steps that follow once we work with the client to identify data sources and receive the data from the client
- The *Clean* section details steps for bringing the data into a coding environment and preparing the data so that it can be combined
- The *Combine* section details steps for merging data from different sources into a centralized LSLI data source. It is likely that the clean and combine processes will overlap when interacting with the data
- The *Verify* section outlines the steps for organizing the data so that Verify can be budgeted and prioritized

### *Consider*

The first step is to determine the best way to pull together the data set by leveraging some unique combination of the data sources that were previously identified. The goal is to consider “combine potential” by taking a closer look at the data. When developing a records-based LSLI, the current LCRR language permits the following as records:

- (i) All construction and plumbing codes, permits, and existing records or other documentation which indicates the service line materials used to connect structures to the distribution system.
- (ii) All water system records, including distribution system maps and drawings, historical records on each service connection, meter installation records, historical capital improvement or master plans, and standard operating procedures.
- (iii) All inspections and records of the distribution system that indicate the material composition of the service connections that connect a structure to the distribution system.
- (iv) Any resource, information, or identification method provided or required by the State to assess service line materials.

It should be noted that the State may approve other sources of information not listed below for a system to use in their preliminary inventory. As states come up with their own policies, more information around these additional, acceptable sources will come to light. EPA is in the process of drafting and releasing Lead Service Line Inventory Improvements, as those are released, the Preliminary Inventory may be adjusted.

Data Variable / Dataset	What to Look For
<i>GIS Shapefiles</i>	
Customer Locations	Includes street addresses or latitude/longitude data
Service Lines	Where the service lines are located, material type, pipe size
Meter Locations	Where the water meters are located
Meter Type	The type of water meter installed, type of customer served detected through meter size (residential versus commercial)
Tax Parcels	Building age and building assessed value
Water Mains	Where water mains are located, material type, pipe size
Zones/Neighborhoods/Wards	Map of how the city/community is organized, helps with LSLI prioritization
<i>Work Order System</i>	
Service Line Repairs	Looking for material installed, date installed to cross-reference with Ban Dates (1988-1990), pipe size
Service Line Replacements	Looking for material installed, date installed to cross-reference with Ban Dates (1988-1990), pipe size
Meter Repairs	Pipe materials on either side of meter location, date installed, pipe size
Meter Replacements	Pipe materials on either side of meter location, date installed, pipe size
<i>Customer Billing System</i>	
Unique Customer ID	Such as a unique account number or other code used to identify that specific customer
Unique Location ID	Location code, street address, or latitude/longitude
Customer Type	Residential, Commercial, Industrial Customer Types  All customer type SLs have to be inventoried

	<p>but PWS might want to narrow in on residential first</p> <p>Commercial and industrial user SLs are typically larger and pump a lot of water through. Lead is not ideal for larger pipes, lead is better for smaller pipes because of malleability. Can help prioritize. If the pipe is &gt; 2 inches, then they <i>likely</i> do not have lead</p>
Meter ID	
<i>Tax Parcel Data / Records</i>	
Tax Parcel Identification Number (PIN)	Provides a unique identifier to support data merge
Home Year Built	<p>Right now we cannot use home built date as a justification for classifying materials type. As-built year can be used as a cross comparison point.</p> <p>You can cross check as-built with home built date from the tax parcel data BUT it does not count/ is not accepted as proof from the EPA (unknown really if they will accept it/not clear right now) that an LSL doesn't exist.</p> <p>One example for where As Builts will be helpful is for <i>neighborhoods established/constructed dates</i>. With the Sun Valley Water &amp; Sewer District, ID if we can prove if a neighborhood was built after the state's lead ban date, then EPA is fine with that as proof.</p>
Lot Size	Smaller lot is more likely to be associated with higher levels of lead, correlation with assessed value
Property Type	Fallback if we do not get this data on Residential, Commercial, and Industrial from the client
Latitude/longitude	Location identifier (If client cannot provide this data)
Street Address	Location identifier (If client cannot provide this data)
Home Assessed Value	Correlation between home value and

	<p>probability of lead in SL and internal plumbing (the lower the home value, the higher the SL probability)</p> <p>Useful for environmental justice considerations</p>
Tier Sites Data	
Street addresses	Can use street addresses to connect tier site sample results to specific addresses in our baseline file
Subdivisions or neighborhoods	Can use this as supplemental information to help us understand whether or specific subdivision or neighborhood has a lot of lead exceedances
Lead concentrations from sample results (ppb or ug/L)	Use this information to help us understand the probability of a lead service line
LCR event months and year	Use this longitudinal data to understand how lead concentrations have evolved over time and helps us understand the probability of a lead service line

***Clean & Combine***

*Cleaning and combining* the data means to modify, reorganize, and adjust the data in a way that prepares it for more in-depth analysis. Cleaning and combining data happen simultaneously and the process used is contingent on the type of data sources provided and how the data is organized.

120Water Program Consultants will review and analyze all records to determine which locations in Sun Valley Water & Sewer District, ID service area are known to be Lead, Non-Lead, GRR or Unknown which permits identifying areas where LSL’s are most likely to exist.

***Verify***

At this point in the process, a compliant Service Line Inventory has been reached. The goal of this stage is to understand the inventory findings and evaluate what the future holds. Through the Verification Workshop, 120Water will provide a detailed summary with the recommendations of how to verify lead status unknown given the various methods approved by the EPA but also the State Agency. Within this report, 120Water will provide a cost analysis for the verification efforts.

## Deliverables:

- 120Water Platform
  - Preliminary Service Line Inventory
    - Locations Based
  - Inventory Classification Report
  - Public Transparency Dashboard
- Verification of Lead Status Unknown Report
  - Draft Budget for Verification
  - Recommendation of Verification Methods

## Project Milestones/Schedule:

### **Milestone 1 - Client Kick-off Meeting and Platform Delivery**

*Host:* 120Water Client Success Team

*Description:* The Client and 120Water have hosted and completed the Project Kick-off meeting. In this meeting, the 120Water Platform is shown to the Client with invitations being received by the Client from Client Success. The goal of this meeting is to begin the Client Onboarding Process and establish the External Knowledge Transfer from the Client to 120Water's Client Success and Program Consulting Teams.

*Result:* Project Kick-off Meeting Complete - Timelines and Expectations Established - Platform Invitation and Delivery

*Deliverable:* 120Water Platform

### **Milestone 2 - Data Investigation Call Complete**

*Host:* 120Water Program Consultant

*Description:* The most important component of 120Water developing a Preliminary Inventory begins with the external knowledge transfer with an investigation of all of the various data sources that exist within the utility. It is critically important that the 120Water Program Consultant identify and familiarize themselves with these data sources so we can begin developing the Methodology Document as well as internalize the application of organizing, cleaning and merging these various data sources.

*Result:* Data Investigation Call is complete and a path forward for transferring identified data sources to the 120Water Program Consultant.

### **Milestone 3 - Inventory Evolution through Tax Parcel Data**

*Host:* 120Water Program Consultant

*Description:* Tax Parcel Data plays a pivotal role in creating a Lead Service Line. Within this data set includes Home Age, which is an initial source for identifying lead status unknown per various state regulations.

*Result:* First evolution of Inventory Status from unknowns to classified know or likely known materials

#### **Milestone 4 - Platform Training - Verification Workshop + Workflow**

*Host:* 120Water Client Success

*Description:* Now that locations and services are loaded into the 120Water Platform, the client needs to be trained on how to access the platform and how to document any verification efforts that take place during the preliminary inventory development phase. This is critical for ensuring all information and data are most up to date.

*Result:* Client is enabled on how to track information through the platform and directly through the logbook (offline).

*Deliverable:* Excel Logbook for Field Services if Platform Access is unavailable

#### **Milestone 5 - Incorporation of Batch 1 of Client Data**

*Host:* 120Water Program Consultant

*Description:* Applying Batch 1 of Client Data to the Preliminary Inventory inclusive of Tax Parcel Data. Customer Billing is mandatory to be included in Batch 1 of Client Data.

*Result:* Tax Parcels overlaid with Customer Billing Locations equate to a robust starting point for establishing a Lead Service Line Inventory.

#### **Milestone 6 - Baseline Compliant Inventory**

*Host:* 120Water Program Consultant + Client

*Description:* All Customer Billing Locations have been identified and service lines tied to each location. Service Line materials may be documented as non-lead or likely non-lead (based on home age) and unknown. Unknown service line materials are allowed for the initial preliminary inventory submission.

*Result:* A preliminary inventory has been established and a plan for further verifying various records continues.

#### **Milestone 7 - Incorporation of Batch 2 of Client Data**

*Host:* 120Water Program Consultant

*Description:* All remaining data sources have been identified and evaluated for the effectiveness of signifying service line material. All records have been cleaned, joined and imported into the 120Water Platform.

*Result:* Preliminary Inventory has been completed with the evaluation of all service line records.

#### **Milestone 8 - Preliminary Inventory Delivery & Verification Recommendation**

*Host:* 120Water Program Consultant

*Description:* The Preliminary Inventory has been finalized with all data imported into the 120Water Platform. Initial findings with a recommended verification plan have been documented and are ready to be presented to the client.

*Result:* Client has received the Preliminary Inventory and Verification plan for mitigating lead status unknown. The template released in the EPA's August 2022 LSLI guidance will be the default format for delivery of your Preliminary Inventory. If and or when a state specific template is released your Preliminary Inventory will be formatted to meet that state specific template requirement.

*Deliverable:* Completed Preliminary Service Line Inventory & Verification of Lead Status Unknown Report

#### **Milestone 9 - Public Transparency Dashboard Created**

*Host:* 120Water Program Consultant

*Description:* The Public Transparency Dashboard functionality has been turned on in Backoffice and is ready to be presented to the client.

*Result:* Given the clients plans for the sharing the service line inventory, location, timing, etc - this functionality is ready for the client to implement.

**Milestone 10 - Verification Go-Live**

*Host:* 120Water Program Consultant + Client

*Description:* Verification Recommendation has been presented and the client has agreed to implement a method of verifying lead status unknown.

*Result:* A method of verification is being implemented by the client for verification. Inventory updates as part of execution of verification strategy provided in this contract and/or field information captured by Sun Valley Water & Sewer District, ID staff and entered into the 120Water database.

# MD7

July 10, 2024

Re: Communications Facility located at [100 Sage Creek Reservoir Road, Sun Valley, ID 83353](#)

Contract #: [113774](#) / FA#: [10130455](#)

Dear Landlord,

As you are aware, AT&T Mobility (“AT&T”) has partnered with MD7 to work with you to facilitate certain modifications to the cell site lease on your property. These modifications will allow AT&T to meet current business requirements and enhance your site’s value to the network.

### **Changes in the Wireless Industry**

Recent industry developments are changing how wireless telecommunications carriers operate. In the past, carriers focused on rapidly building out their networks in order to provide the best coverage. Today, while consumers are enjoying greater services and better coverage than ever before, operating costs continue to escalate. As a result, the wireless industry is also focusing on operating networks as efficiently as possible.

### **Eliminating Risk and Increasing Value**

AT&T is addressing this shift by reviewing its cell site portfolio. AT&T has partnered with MD7 to offer selected landlords like you the opportunity to minimize the business risks associated with industry uncertainties and to increase the value of your cell site lease.

### **Criteria for Cellular Site Retention/Rent Guarantee Period**

#### **Option 1:**

AT&T is willing to offer the following option to secure a longer-term lease with you:

- **\$850.00** per month, commencing **November 27, 2024**
- **2%** rent increase every year, commencing **July 27, 2025**
- Extension of Lease through **July 26, 2053**

#### **Option 2:**

- Lump Sum Payment Option: Provide a one-time lump sum payment of **\$145,00**. In return, you will grant a forty-five (45) year easement on your property and assign the lease rights and rental income under your lease with AT&T to MD7 or an affiliate of MD7.

It is important for you to know that the pre-payment does not change the ownership or control of the rest of your property in any manner.

In order to maintain its long-term flexibility, AT&T will also require the following lease provisions to address future technological and network changes:

- Expansion of Permitted Use

“Tenant, its personnel, invitees, contractors, agents, subTenants, or its authorized sublessees, or assigns may use the Premises, at no additional cost or expense, for the transmission and reception of any and all communications signals and to modify, supplement, replace, upgrade, expand, including but not limited to the number and type(s) of antennas, or refurbish the equipment and/or improvements thereon or relocate the same within the Premises at any time during the term of the Agreement for any reason, or in order to be in compliance with any current or future federal, state or local mandated application, including but not limited to emergency 911 communication services, or for any other reason. Landlord shall reasonably cooperate in obtaining governmental and other use permits or approvals necessary or desirable for the foregoing permitted use. If Landlord does not comply with the terms of this section, in addition to any other rights it may have at law, Tenant may terminate the Agreement and shall have no further liability to Landlord. If Landlord does not comply with the terms of this section, Tenant will have the right to exercise any and all rights may available to it under law and equity, including the right to cure Landlord’s default and to deduct the costs of such cure from any monies due to Landlord from Tenant.”

- Termination

“In addition to any rights that may exist in the Agreement, Tenant may terminate the Agreement at any time with thirty (30) days prior written notice to Landlord for any or no reason.”

- Expansion of the Premises

“Landlord grants, to the extent practicable and on a space available basis, at no additional cost or expense, the Tenant the right to enlarge the Premises or the Landlord shall make space available on the Property for Tenant so that Tenant or its authorized subTenants may implement any necessary modifications, supplements, replacements, refurbishments, or expansions to the Communications Facility or to any equipment related thereto, or for any other reasons, as determined by Tenant in its sole discretion.”

- Right of First Refusal

“Notwithstanding any other provisions contained in the Agreement, if at any time after the Effective Date, Landlord receives a bona fide written offer from a third party seeking any sale, conveyance, assignment or transfer, whether in whole or in part, of any property interest in or related to the Premises, including without limitation any offer seeking an assignment or transfer of the Rent payments associated with the Agreement or an offer to purchase an easement with respect to the Premises (“Offer”), Landlord shall immediately furnish Tenant with a copy of the Offer. Tenant shall have the right within ninety (90) days after it receives such copy to match the financial terms of the Offer and agree in writing to match such terms of the Offer. Such writing shall be in the form of a contract substantially similar to the Offer, but Tenant may assign its rights to a third party. If Tenant chooses not to exercise this right or fails to provide written notice to Landlord within the ninety (90) day period, Landlord may sell, convey, assign or transfer such property interest in or related to the Premises pursuant to the Offer, subject to the terms of the Agreement. If Landlord attempts to sell, convey, assign or transfer such property interest in or related to the Premises without complying with this paragraph, the sale, conveyance, assignment or transfer shall be void. Tenant shall not be responsible for any failure to make payments under the Agreement and reserves the right to hold payments due under the Agreement until Landlord complies with this paragraph. Tenant’s failure to exercise the right of first refusal shall not be deemed a waiver of the rights contained in this paragraph with respect to any future proposed conveyances as described herein.”

- 24/7 Access

“Landlord hereby grants to Tenant, its authorized subTenants, and to any public or private utility serving Tenant’s Communications Facility or related equipment, access to the Premises and to

and over the Property twenty-four hours per day, seven days per week (24/7), including but not limited to, access from an accessible, open and maintained public road to the Premises, for the installation, maintenance, repair, modification, alteration, or refurbishment of the Communications Facility or any equipment related to such Communications Facility as such access is deemed necessary by Tenant, in its sole discretion, without the requirement of notice by Tenant to Landlord. In the event that any public or private utility serving Tenant's Communications Facility is unable to use the access provided to Tenant, the Landlord hereby agrees to grant additional access to Tenant or to such public or private utility, for the benefit of Tenant, at no cost to Tenant and pursuant to the same terms and conditions as noted above. The terms and conditions regarding access in the Agreement remain in full force and effect, except as modified by this paragraph."

■ Sale of Property

(a) "Landlord shall not be prohibited from the selling, leasing or use of any of the Property or the surrounding Property except as provided below.

(b) If Landlord, at any time during the Term of the Agreement, decides to rezone or sell, subdivide or otherwise transfer all or any part of the Premises, or all or any part of the Property or surrounding Property, to a purchaser other than Tenant, Landlord shall promptly notify Tenant in writing, and such rezoning, sale, subdivision or transfer shall be subject to the Agreement and Tenant's rights hereunder. In the event of a change in ownership, transfer or sale of the Property, within ten (10) days of such transfer, Landlord or its successor shall send the documents listed below in this subsection (b) to Tenant. Until Tenant receives all such documents, Tenant shall not be responsible for any failure to make payments under the Agreement and reserves the right to hold payments due under the Agreement.

- i. Old deed to Property
- ii. New deed to Property
- iii. Bill of Sale or Transfer
- iv. Copy of current Tax Bill
- v. New IRS Form W-9
- vi. Completed and Signed AT&T Payment Direction Form
- vii. Full contact information for new Landlord including phone number(s)

(c) Landlord agrees not to sell, lease or use any areas of the Property or surrounding Property for the installation, operation or maintenance of other wireless communications facilities if such installation, operation or maintenance would interfere with Tenant's Permitted Use or communications equipment as determined by radio propagation tests performed by Tenant in its sole discretion. Landlord or Landlord's prospective purchaser shall reimburse Tenant for any costs and expenses of such testing. If the radio frequency propagation tests demonstrate levels of interference unacceptable to Tenant, Landlord shall be prohibited from selling, leasing or using any areas of the Property or the surrounding Property for purposes of any installation, operation or maintenance of any other wireless communications facility or equipment.

(d) The provisions of this paragraph shall in no way limit or impair the obligations of Landlord under the Agreement, including interference and access obligations."

■ Removal/Restoration

"In addition to the terms set forth in the Agreement, Landlord agrees that the Communications Facility and any related equipment brought to the Premises by Tenant, its agents, contractors, predecessors in interest or subTenants, shall be and remain Tenant's personal property or the personal property of its subTenant(s), as the case may be. Landlord waives any and all rights it may have, including any rights it may have in its capacity as Landlord under the Agreement to assert any liens, encumbrances or adverse claims, statutory or otherwise, related to or in connection with the Communications Facility or any portion thereof. Tenant, in its sole discretion, may remove the Communications Facility or any portion of the Communications Facility at any time during the Term of the Agreement, without notice to Landlord and without Landlord's consent. Notwithstanding any terms to the contrary, Tenant will

not be responsible for the replacement of any trees, shrubs or other vegetation, nor will Tenant be required to remove from the Premises or the Property any foundations or underground utilities. Tenant, may, in its sole discretion, transfer any improvements or alterations to the Premises to Landlord at any time during the Term of the Agreement without notice to the Landlord and without the Landlord's consent."

This letter of understanding is subject in all respects to the preparation, execution and delivery of a definitive amendment in form and substance mutually agreeable to each of us. This letter will not be legally binding between us with respect to the proposed business relationship, but instead serves as a statement of our mutual intent to work toward entering into such an amendment.

AT&T values its affiliation with you and hopes to continue a long and mutually profitable relationship in the years to come. After having reviewed these options, please contact me prior to **August 15<sup>th</sup>, 2024**.

Thank you for your consideration.

Sincerely,

**MD7**

**Courtney Chism**

*Lease Consultant*

**d:** (469) 421-7716

**a:** 950 W Bethany Dr., Suite 700  
Allen, TX 75013

**e:** cchism@md7.com

**Authorized Agent for AT&T Mobility**

cc: Gregory D. Ohmer

*Director-Network Planning, AT&T Mobility*



**RESOLUTION OF THE BOARD OF DIRECTORS  
OF THE SUN VALLEY WATER AND SEWER DISTRICT**

**JUNE 20, 2016**

**Resolution No. 2016-01**

WHEREAS, the Sun Valley Water and Sewer District ("District") provides potable-quality water for domestic, culinary, irrigation and fire protection purposes through an integrated system ("System"); and

WHEREAS, climate change has diminished the available water supply; and

WHEREAS, the System's water supply may in the future be curtailed as a result of water calls from downstream holders of senior water rights; and

WHEREAS, the District's customers may, unless water conservation measures are intensified, experience water shortages, unacceptably low water pressure and a reduced water supply for fire protection; and

WHEREAS, in view of prevailing circumstances, the Board of Directors of the Sun Valley Water and Sewer District desires to implement certain rules and regulations promoting further reductions in water usage, on an equitable basis, by all of the District's customers;

NOW, THEREFORE, be it resolved by the Board of Directors of the Sun Valley Water and Sewer District that the following definitions, rules, regulations and provisions shall be, and hereby are, adopted, effective from and after the date hereof, for the purpose of promoting the conservation and efficient application of water from the System for irrigation of certain properties situated within the District:

1. **Definitions.** For the purposes of this Resolution, the following terms are defined as follows:

- (a) **MWF Watering Days.** The term "MWF Watering Days," as used herein, shall mean and refer to the following days and time periods:
  - (i) Any time on each Monday, Wednesday and Friday of every month, with the exception of those occurring in the months of July and August.
  - (ii) During the months of July and August, a period of time commencing at 6:00 p.m. on each Monday, Wednesday and Friday, and continuing until 10:00 a.m. on the following day.
- (b) **TTS Watering Days.** The term "TTS Watering Days," as used herein, shall mean and refer to the following days and time periods:
  - (i) Any time on each Tuesday, Thursday and Saturday of every month with the exception of those occurring in the months of July and August.

- (ii) During the months of July and August, a period of time commencing at 6:00 p.m. on each Tuesday, Thursday and Saturday, and continuing until 10:00 a.m. on the following day.

2. **Limitations on Single Family Residential Property Irrigation.** The following watering schedules and limitations shall apply to all single family residential property within the District which receives irrigation water from the System:

- (a) On MWF Watering Days, but no other times, each single family property with a street address ending in an even number, and its owners, employees, agents and contractors, shall be entitled to use water from the System for the irrigation of said property, and all lawns and landscaped areas situated thereon.
- (b) On TTS Watering Days, but no other times, each single family property with a street address ending in an odd number, and its owners, employees, agents and contractors, shall be entitled to use water from the System for the irrigation of said property, and all lawns and landscaped areas situated thereon.

3. **Multi-Family Residential Property Irrigation on MWF Watering Days.** The following watering schedules and limitations shall apply to the following multi-family residential properties within the District which receive irrigation water from the System:

- (a) On MWF Watering Days, but at no other times, the following multi-family residential properties, and their respective owners, owners' associations, employees, agents and contractors, shall be entitled to use water from the System for the irrigation of said properties, and all lawns and landscaped areas situated thereon:
  - (i) Bluffs (all phases); Crown Ranch; Fairway Nine (all phases); Morningstar (all phases); Indian Springs; Ranch Condominiums; Summit II; Sunpointe Villas; Arrowwood (all phases); Fairway One Town Homes; Ateliers Condominiums; Cottonwoods Lodge Apartments I, Lodge Apartments II; Wildflower Condominiums; Diamondback Townhomes.
- (b) On TTS Watering Days, but at no other times, the following multi-family residential properties, and their respective owners, owners' associations, employees, agents and contractors, shall be entitled to use water from the System for the irrigation of said properties, and all lawns and landscaped areas situated thereon:
  - (i) Bonne Vie Condominiums; Highlands Common Area; Highlands Town Homes; Legends; Ridge Condominiums; Sagehill (all phases); The Camp; Summit I; Sun Burst; Dollar Meadow; Snow Creek; Villager I; Villager II; Val D'Sol; White Cloud Townhomes; Sunpointe Chateaus.

4. **Miscellaneous Property Irrigation.** The following watering schedules and limitations shall apply to the following properties within the District which receive irrigation water from the System:

- (a) On MWF Watering Days, but at no other times, the following described properties, and their respective owners, employees, agents and contractors, shall be entitled to use water from the System for the irrigation of said property, and all lawns and landscaped areas situated thereon:
  - (i) Harker Center; Our Lady of Snows Church; Sun Valley Company bike path; Elkhorn Fire Station; Sun Valley City Hall; Sunrise Common Area; Dollar Mountain; Sun Valley Laundry.
- (b) On TTS Watering Days, but at no other times, the following described properties, and their respective owners, employees, agents and contractors, shall be entitled to use water from the System for the irrigation of said property, and all lawns and landscaped areas situated thereon:
  - (i) Elkhorn Springs; Lane Ranch Common Area; U.S. Forest Service; Sun Valley Community School Sun Valley Campus; Sun Valley Community School Sagewillow Campus; Sun Valley Clubhouse; St. Thomas Episcopal Church.

5. **Special Authorization.** Notwithstanding anything to the contrary contained in sections 2, 3 or 4 hereinabove, the General Manager of the District may, upon request, authorize irrigation outside the permitted times for any property which is subject to this Resolution in response to limited temporary needs, such as new plantings or landscaping, or other special situations.

6. **Designated Watering Schedules for New Development.** Consistent with the provisions hereof for similar projects and properties within the District, the General Manager of the District is authorized to designate appropriate watering schedules and limitations for each new single-family, multi-family or other development hereafter completed within the District which contains lawn or landscaped areas which the owner desires to irrigate with water from the System.

7. **Sprinkler System Settings.** All persons or entities irrigating residential property with water from the System by means of a sprinkler system shall insure that said system provides no more than thirty (30) minutes of water per zone per watering day.

8. **Irrigation System Inspections.** All persons or entities using irrigation water from the System shall regularly inspect all irrigating and sprinkling systems and devices to insure that irrigation water is not being applied to roads, driveways, bicycle paths, or similar paved areas, or wasted needlessly in any other manner.

9. **Enforcement.** Should the foregoing limitations on the use of water from the System for irrigation, described in paragraphs 1-8 hereinabove be violated, the owner of the property shall be subject to the following penalties and actions:

- (a) Upon a first violation, a written notice thereof shall be sent to the property owner by certified mail to the address customarily used by the District when billing for services provided to said property. A copy of said notice shall also be presented or mailed to the employee, agent or contractor of the owner, if any, responsible for irrigating the property, if known to the District.
- (b) Upon a second violation, the owner of the property shall be assessed, in addition to all other fees payable to the District for water and sewer services provided to the property, a penalty fee in the amount of \$100. Said penalty fee shall be payable in the same manner as all other fees assessed by the District.
- (c) Upon third and subsequent violations, water service for irrigation of the property may be terminated by the District upon seven (7) days prior written notice by registered mail to the owner, addressed to the customary billing address used by the District for services provided to the property. If such water service is duly terminated as herein provided, such service shall be resumed only upon the owner providing satisfactory assurances to the District that further violations will not occur, and upon payment of a service resumption fee of \$500.

10. **Rescission of Resolution 2001-01.** Resolution 2000-01 is herewith rescinded.

11. **Effective Date.** This Resolution, and each of the provisions herein contained, shall become and remain in full force and effect from and after June 20, 2016, until and unless duly amended or rescinded by the District.


SUN VALLEY WATER AND SEWER DISTRICT


By:   
 JAMES D. LOYD  
 Its: Chairman

STATE OF IDAHO )  
 )ss.  
 County of Blaine )

On this 21st day of June, 2016, before me, a Notary Public, in and for said County and State, personally appeared JAMES D. LOYD, known or identified to me to be the Chairman of the Sun Valley Water and Sewer District, the corporation that executed the foregoing instrument, and acknowledged to me that such corporation executed the same.

IN WITNESS WHEREOF, I have hereunto set my hand and affixed my official seal the day and year in this certificate first above written.



  
 NOTARY PUBLIC FOR IDAHO  
 Residing at: Hailey Idaho  
 My commission expires: 8/15/19

CERTIFICATION

The undersigned, EDWARD A. CUTTER, duly appointed and acting secretary of the Sun Valley Water and Sewer District, 49 Larry's Lane, Sun Valley, Idaho, 83353, hereby certifies that the foregoing resolution was duly adopted by its board of directors at a duly constituted meeting thereof held on the 20<sup>th</sup> day of June, 2016, and that the foregoing is a true and correct copy thereof.



EDWARD A. CUTTER  
Secretary

!r!m!jer!s!ws.&!resolution2016-01\_JER revisions



	<u>2018</u>	<u>2019</u>	<u>2020</u>	<u>2021</u>	<u>2022</u>	<u>2023</u>	<u>Forecast for 2024</u>	<u>Budget v1 2025</u>	
<b>Revenue</b>									
Water - Volume	793,580	820,162	939,187	858,782	765,632	715,144	1,454,731	1,500,000	reflects 15%, but anticipates reduced use
ReUse Volume	-	84,127	110,771	113,467	92,780	-	-	-	
Outside Surcharge	17,653	25,346	31,465	24,852	23,209	2,588	900	3,000	
Sewer Volume	-	20,178	16,650	15,347	15,094	-	-	-	
Water - Base	655,398	657,941	659,348	661,225	665,212	719,848	803,724	910,000	reflects 15%
Sewer - Base	752,985	756,564	758,498	760,433	764,577	789,687	1,181,038	1,350,000	reflects 15%
Water - Flat	-	14,370	14,891	14,605	14,883	-	-	-	
Sewer Flat	-	6,489	7,257	7,064	7,270	-	-	-	
Subtotal	2,219,616	2,385,177	2,538,067	2,455,775	2,348,657	2,227,267	3,440,393	3,763,000	
New Connect	1,500	1,125	1,050	4,613	4,500	88,950	34,888	57,220	10 new
Tax - Property	894,699	953,244	970,094	1,038,375	1,074,009	1,120,729	1,150,741	1,185,262	3% increase
Tax - Sales	31,751	64,640	61,244	76,745	84,439	86,511	66,035	55,000	
Interest Inc	66,349	104,564	70,666	15,298	71,310	382,656	369,862	126,100	Less reserve funds, less interest
Bond/LID	621,273	678,875	327,890	330,513	331,255	325,767	325,775	-	No bond
Reimb McHan	10,524	9,259	10,349	9,856	9,856	9,856	12,826	9,856	
Miscellaneous	13,252	39,278	26,437	24,070	15,276	1,831	12,826	11,000	AT+T
Subtotal	1,639,348	1,850,985	1,467,730	1,499,470	1,590,645	2,016,300	1,969,983	1,444,438	
<b>Revenue</b>	<b>3,858,964</b>	<b>4,236,162</b>	<b>4,005,797</b>	<b>3,955,245</b>	<b>3,939,302</b>	<b>4,243,567</b>	<b>5,410,376</b>	<b>5,207,438</b>	

**O+M by Cost Center**

Salaries	542,000	694,600	716,297	754,970	725,380	870,616	850,520	980,960	7pp
Supplies	26,143	25,854	29,540	28,813	38,832	35,990	80,870	97,500	
KSTP	505,148	446,243	432,771	536,097	660,079	576,720	664,569	850,000	Trend = SVWSD >50%
Consulting	60,015	121,904	95,557	165,393	182,424	170,279	216,814	285,000	
Utilities	235,958	226,803	243,625	230,156	259,676	273,644	316,241	373,500	
R&M	40,515	60,004	44,656	38,505	32,576	25,123	87,619	111,700	
Equipment	171,091	147,413	295,278	415,576	841,153	686,969	667,925	873,000	Repairs
Other	71,807	80,464	78,673	145,782	196,457	211,586	265,279	264,500	Studies, insurance
Subtotal	1,652,677	1,803,285	1,936,397	2,315,292	2,936,577	2,850,927	3,149,837	3,836,160	
<b>Capital Expense</b>									
SVWSD	810,481	966,131	173,759	233,495	395,410	1,601,162	1,315,278	2,000,000	focus: Well 14 or Well 11 gen-set
KSTP	-	-	-	24,174	410,580	212,275	1,879,843	2,052,975	Yr 2 of 5 yrs @ >2M/yr
Subtotal	810,481	966,131	173,759	257,669	805,990	1,813,437	3,195,121	4,052,975	
<b>Expense</b>	<b>2,463,158</b>	<b>2,769,416</b>	<b>2,110,156</b>	<b>2,572,961</b>	<b>3,742,567</b>	<b>4,664,364</b>	<b>6,344,958</b>	<b>7,889,135</b>	no deprec; amort incl. (est \$1.1M/yr ea yr)
Revenue	3,858,964	4,236,162	4,005,797	3,955,245	3,939,302	4,243,567	5,410,376	5,207,438	
Expense	2,463,158	2,769,416	2,110,156	2,572,961	3,742,567	4,664,364	6,344,958	7,889,135	
Net	1,395,806	1,466,746	1,895,641	1,382,284	196,735	(420,797)	(934,582)	(2,681,697)	
FYE Cash on hand	3,174,482	4,641,228	6,536,869	7,919,153	8,115,888	8,226,853	7,292,271	4,610,574	