

SUN VALLEY WATER & SEWER DISTRICT
REGULAR MEETING
AGENDA IN THE COUNCIL CHAMBER OF THE SUN VALLEY CITY HALL
8:30 A.M., Monday, October 17, 2022

access also via zoom app: Join Mtg # 226 868 0475 passcode 202005

ALL ITEMS LISTED ON THIS AGENDA ARE POTENTIAL ACTION ITEMS AND VOTES MAY BE TAKEN ON ANY ITEM LISTED

- **CALL TO ORDER**
- **APPROVAL OF MINUTES** Regular Meeting of September 19, 2022
- **FINANCIAL REPORT**
- **APPROVAL CHECK VOUCHERS AND PAYROLL**
 1. Payment Approval Report Unpaid over \$5,000 excluding recurring 09/19/22 - 10/16/22: \$ 393,571.78
 2. Paid Invoice Report 09/19/22 - 10/16/22: \$ 201,258.89
 3. Payroll 08/29/22-09/11/22: \$ 12,734.14
 4. Payroll 09/12/22-09/25/22: \$ 13,627.71
 5. Well Fargo Credit Card Statement: \$ 885.96
 6. New Vendors: none. Supporting doc for Storey Construction

- **WATER PUMPED (September 2022):** 119,698,600 [ReUse = 10,018,000]
- **SEWER FLOWS (September 2022)**

<i>ELKHORN</i>	<i>5,656,000</i>	
<i>SUN VALLEY</i>	<i>2,841,000</i>	
TOTAL (SV)	15,497,000	51.95%
KETCHUM	14,336,000	48.05%

- **KSTP REPORT**

- **Current Project update**

- **VENDOR INSURANCE – Standardize Narrative**

- **BWGW MANAGEMENT TERM SHEET – Regular update, year 1**

- **PUBLIC COMMENT**

- **EXECUTIVE SESSION**

Pursuant to, and subject to the limitation of, Idaho Code § 74-206, the Board of Directors may hold an executive session, upon the adoption, by roll call vote, of a motion to do so which includes a description of the exact purpose for which it is being held.

- **ADJOURNMENT**

Any person needing special accommodations to participate in the above noticed meeting should contact the Sun Valley Water & Sewer District prior to the meeting at (208) 622-7610.

**SUN VALLEY WATER AND SEWER DISTRICT
REGULAR MEETING OF THE BOARD OF DIRECTORS
IN THE COUNCIL CHAMBERS OF THE SUN VALLEY CITY HALL and via conference call
Monday, September 19, 2022 - 8:30 a.m.**

PRESENT

Jim Loyd, Chairman
Doug Brown, Secretary
Peter Hendricks, Director
Rick Webking, Director

ALSO PRESENT

Patrick McMahan, General Manager
Jeanene Parker, Treasurer
Evan Robertson, Counsel
Mick Mummert, KSTP
Marybeth Collins, Office Manager

CALL TO ORDER

Chairman Loyd called the Regular Meeting to order at 8:33 a.m., with quorum being established.

APPROVAL OF MINUTES

Director Brown motioned to approve the minutes as presented. Director Webking noted that under the motion to approve the 2023 budget, and the word “minutes” should be corrected in that motion, to reflect the word “budget”. Director Hendricks seconded the motion, which then passed unanimously by those present.

FINANCIAL REPORT AND APPROVAL

Treasurer Jeanene Parker spoke to the completion and submittal of the L2 to the County, and annual review and information has been sent to Zions, specific to the current bond. Director Webking suggested that narrative comments in the dashboard are generally included in a current year / last year basis. The Directors referenced the contributions from developers’ line, historical information and upcoming projects. Construction-in-progress was reviewed for specific items including Well 14 and KSTP Parking. General discussion regarding the conceptual life of the project or the site-specific life of the project occurred, GAAP standards, operational standings and project reality. Inquiry about the existing open staffing position occurred. Current staff have been shouldering workload. Director Webking requested that the new monthly water use reporting be sorted by total consumed volume as well, and pointed out a possible spreadsheet error on the August 2015 sewer reporting. Sales tax income was explored, in comparison to 2021.

Director Webking motioned to approve the items one (1) through six (6), on the agenda as follows:

- (1) Approval Report Unpaid over \$5,000 excluding recurring for the period 08.15.22 – 09.18.22 for \$130,015.67;
- (2) the Paid Invoice Report for the period 08.15.22 – 09.18.22 for \$189,573.09;
- (3) the Payroll Report for the period 08.01.22 – 08.14.22 for \$13,080.30;

- (4) the Payroll Report for the period 08.15.22 – 08.28.22 for \$13,490.93;
- (5) the Wells Fargo Credit Card Statement in the amount of \$448.52;
- (6) approval of a new vendors and related invoicing Storey Construction and Road Work Ahead

Director Webking requested a review of the insurance coverage limits provided by Storey and this will be researched. Director Hendricks seconded the motion. All present were in favor.

Director Webking expressed interest in establishing a standard vendor insurance provision, and directed staff to follow up on what local entities, including the City of Sun Valley, request from their respective vendors for insurance coverage. Counsel noted that the District provides guidance on insurance requirements in such areas as bid documents.

The District read irrigation meters on September 15th and some analysis of water use per residence will be accomplished.

WASTEWATER TREATMENT PLANT REPORT

Mick provided that reuse has not been too busy in the last few days and things are working well at the plant overall. He referenced the communications between HDR and DEQ specific to the approval process for the new Facility Management Plan. DEQ has approved the submitted plan and that confirmation letter is forthcoming.

Mick referenced the NW Fishing Alliance being in town, and touring the facility. Both Mick and Jeff conduct tours, and KSTP has a series of open houses scheduled in the next month prior to the November Election. Ketchum continues to proceed with the bonding process related to the work lined out in the facility plan, currently estimated at \$14M. Voting approval minimum for approval are 51%, or simple majority.

Director Webking, as a side note, requested a rate proposal from staff, which takes under consideration such items as the cost of producing services, volume / gallon, inflationary impacts [labor, supplies], etc. General discussion regarding the system water system in Ketchum, tiering rates and timing occurred, given the KSTP Facility Plan, and SVWSD's own capital expenditure list.

ENGINEERING

Pat referenced the short list items that Engineering has on its radar, altitude values, the White Clouds inter-tie and Well 11 Emergency generator. Pat also discussed several preventative maintenance projects either in process or scheduled for this Fall, including Back Pay Reservoir, Integrity solutions, Lift Station pumps, reservoir camera work, etc.

As part of discussion, preventative fire measures, including lighting rods, were addressed. Reservoirs are, in most cases, of themselves (concrete, in ground), fairly impervious to brush fire however the supporting controllers and equipment might be impacted. Many of the supporting control systems are located nearby, in irrigated areas.

GIS INTERLOCAL AGREEMENT

A renewal of the Interlocal Agreement was presented and reviewed. This GIS based data entry agreement is focused on inputting not only the mains for Sun Valley's waterlines and sewer lines – but also working through the property-by-property locations for property valves, georeferenced, etc. and getting that into the larger GIS software.

Director Webking motioned to approve the Interlocal Agreement with Blaine County and have the Chairman execute the document on behalf of SVWSD. Director Hendricks seconded the motion, which then passed unanimously by those present.

BWGWM COMMITTEE UPDATE

Pat discussed the most recent IDWR Board meeting, and provided update on a series of items. Follow-up was not met, water purchase was completed and actually some water will be returned (which can be resold), the minimum levels for station 10 were generally met. Pat referenced participating in the IDWR Board tour of Water District 37, and its review of several projects to be addressed. Discussion of the CIEF fund occurred, and the shortfall of available funds versus the cost of water and the cost of projects to be accomplished.

WATER DISTRICT 37

Pat spoke to staffing at the Water District starting to be put in place. The new fiscal year starts on October 1st and there are in excess of 1,000 accounts that WD 37 oversees. Some discussion of old systems and identifying markers (ex: WMIS id vs Water Right #) which are not aligned, but rather service specific data bases.

Cloudseeding was discussed. WD37 funds a significant portion of this expense, locally, and this is being actively considered. WD37, given staffing changes and inflation, is experiencing budget issues and this expense encompasses a significant portion of the total annual budget.

Discussion of Water District 37 from a management perspective occurred.

EXECUTIVE SESSION

None.

ADJOURNMENT

Having no further business to conduct, Chairman Loyd declared the meeting adjourned at 9:40 a.m.

Chairman, Jim Loyd

ATTEST:

Secretary, Doug Brown

Sun Valley Water & Sewer District - Fiscal Year Ending November 30, 2022

Format consistent with Approved Budget

% Of Fiscal year that has elapsed>>>

8/31/2022	8/31/2021	9/30/2022	9/30/2021	FYTD	APPROVED BUDGET	PERCENT ACHIEVED
75%		83%				

SUMMARY FINANCIAL DASHBOARD

REVENUES							
Water & Sewer Charges	364,255	361,095	4,890	4,792	1,512,364	1,505,000	100.49%
Irrigation/Sprinkling Charges	92,543	113,467	92,543	112,519	698,607	895,000	78.06%
Property Taxes - General	89,433	86,287	89,469	88,524	895,135	1,071,156	83.57%
Property Taxes - Water & Sewer Bonds	27,250	27,268	27,263	28,201	272,836	326,350	83.60%
State Sales Tax and Other Revenues	98,289	45,321	16,563	7,863	242,522	131,545	184.36%
McHanville LID	368	38	525	34	1,636	740	221.14%
Capital Reimbursements					9,856	9,856	100.00%
Total Revenue	672,137	633,476	231,252	241,934	3,632,956	3,939,647	92.22%
Use of (Addition to) Unappropriated Funds	-349,675		370,304		-123,803	5,391,790	-2.30%
Total Revenues	322,462	633,476	601,556	241,934	3,509,153	9,331,437	37.61%

Water/Sewer Hookup Fee recd for 105 Blue Grouse

EXPENDITURES							
Salaries and Related Expenses	51,845	81,527	52,906	57,177	619,470	981,000	63.15%
Operating Expenses	107,136	134,635	358,283	79,512	1,149,078	1,382,500	83.12%
KSTP Expenses	59,863	40,198	113,885	67,769	543,907	845,000	64.37%
Depreciation & Amortization	79,693	80,880	79,693	80,880	789,956	1,090,000	72.47%
Non Operating Expenditures-Debt Service Interest 2018 Bond	2,269	3,392	2,269	3,392	22,688	27,226	83.33%
Non Operating Expenditures-Debt Service Interest McHanville LID	319	349	319	349	3,194	3,833	83.33%
Capital Improvements	21,337	35,912	-5,799	12,397	380,859	5,795,000	6.57%
Total Monthly Expenditures	322,462	376,894	601,556	301,475	3,509,152	10,124,559	34.66%

Increase due to District sewer sleeving/cleaning & repair, and loss on disposal of asset Well 14

Loss on Disposal of asset Well 14

Monthly Excess of Revenues over Expenditures	349,675	256,582	-370,304	-59,541	123,804		
Running Excess/Deficit of Revenues over Expenditures	494,108	-31,031	123,804	-90,571.8	123,804		

Net	0		0		1	-	
------------	----------	--	----------	--	----------	---	--

Sun Valley Water & Sewer District											
Fiscal Year Ending November 30, 2022											
Format Consistent with Approved Budget											
	11/30/2021	12/31/2021	1/31/2022	2/28/2022	3/31/2022	4/30/2022	5/31/2022	6/30/2022	7/31/2022	8/31/2022	9/30/2022
% Of Fiscal year that has elapsed>>>	FYE										
SUMMARY BALANCE SHEET		8%	17%	25%	33%	42%	50%	58%	67%	75%	83%
ASSETS											
Cash - Operating	191,760	279,507	216,909	119,038	245,469	138,771	177,823	205,506	266,910	219,585	251,279
Cash - Restricted	2,324	16,267	2,554	2,185	9,480	1,922	4,433	1,922	314,683	1,651	1,703
Investments	7,657,091	7,976,329	8,648,104	8,655,056	8,656,366	8,666,528	8,394,428	8,563,483	8,244,981	8,210,344	8,725,359
TOTAL CASH & EQUIVALENTS	7,851,174	8,272,103	8,867,567	8,776,279	8,911,314	8,807,222	8,576,684	8,770,912	8,826,574	8,431,580	8,978,342
Taxes Receivable	1,397,506	1,258,695	528,427	503,902	482,516	471,665	461,747	411,390	35,787	13,512	5,829
Accounts Receivable	189,698	42,342	46,586	366,432	29,205	138,016	617,792	376,667	437,069	853,591	158,753
Other Current Assets	55,746	53,747	50,289	48,400	65,917	62,414	66,152	66,024	63,493	61,227	81,898
TOTAL CURRENT ASSETS	9,494,124	9,626,886	9,492,870	9,695,013	9,488,952	9,479,317	9,722,376	9,624,994	9,362,923	9,359,911	9,224,822
Property Plant & Equipment Net of Acc Depreciation	15,130,583	15,084,883	15,045,394	14,999,734	14,945,896	14,921,177	14,889,449	15,072,674	15,038,471	15,001,447	14,937,287
Deferred Charge, Net Amortization, KSTP Contributions Assets, net of accumulated amortization	5,407,209	5,385,876	5,364,544	5,343,212	5,321,880	5,300,547	5,279,215	5,257,883	5,236,550	5,215,218	5,193,886
TOTAL ASSETS	30,031,916	30,097,646	29,902,808	30,037,959	29,756,727	29,701,041	29,891,040	29,955,550	29,637,944	29,576,576	29,355,995
LIABILITIES											
Current Portion of Long Term Debt	299,124	299,124	299,124	299,124	299,124	299,124	299,124	299,124	299,124	299,124	299,124
Other Current Liabilities	259,489	194,720	231,234	214,351	182,491	261,102	276,210	482,260	293,457	276,659	548,640
TOTAL CURRENT LIABILITIES	558,613	493,844	530,358	513,475	481,615	560,226	575,334	781,384	592,581	575,783	847,764
Bonds Payable	612,037	612,037	612,037	612,037	612,037	606,015	606,015	606,015	606,015	306,891	306,891
TOTAL LIABILITIES	1,170,650	1,105,881	1,142,395	1,125,512	1,093,652	1,166,241	1,181,348	1,387,398	1,198,595	882,674	1,154,655
NET POSITION	28,861,266	28,991,765	28,760,413	28,912,446	28,663,075	28,534,800	28,709,692	28,568,152	28,439,349	28,693,902	28,201,340
NET POSITION											
Contributions from Developers	4,770,493	4,770,493	4,770,493	4,770,493	4,770,493	4,770,493	4,770,493	4,770,493	4,770,493	4,770,493	4,770,493
Net Pension Liability	349,735	349,735	349,735	349,735	349,735	349,735	349,735	349,735	349,735	349,735	349,735
Deferred Inflow - Taxes	1,399,891	1,283,432	1,166,974	1,050,515	934,056	817,597	701,138	584,679	468,221	351,762	235,303
Retained Earnings - Reserved & Unappropriated	22,341,147	22,588,105	22,473,212	22,741,704	22,608,791	22,596,975	22,888,326	22,863,245	22,850,901	23,221,913	22,845,809
	28,861,266	28,991,765	28,760,413	28,912,446	28,663,075	28,534,800	28,709,692	28,568,152	28,439,349	28,693,902	28,201,340
BONDS OUTSTANDING											
2018 Bond, 4.200-4.50% due Aug 2024	850,799	850,799	850,799	850,799	850,799	850,799	850,799	850,799	850,799	551,675	551,675
2009 McHanville LID Bonds, 6.35% due 2029	60,362	60,362	60,362	60,362	60,362	54,340	54,340	54,340	54,340	54,340	54,340
Bonds Current Portion	(299,124)	(299,124)	(299,124)	(299,124)	(299,124)	(299,124)	(299,124)	(299,124)	(299,124)	(299,124)	(299,124)
	612,037	612,037	612,037	612,037	612,037	606,015	606,015	606,015	606,015	306,891	306,891

SUN VALLEY WATER & SEWER DIST
BALANCE SHEET
SEPTEMBER 30, 2022

ASSETS

CURRENT ASSETS

CASH

1-01-00	CASH - OPERATING CHECKING	251,279.21
1-02-00	CASH - 2018 BOND FUND (2007)	595.59
1-05-00	CASH -'04 KSTP CONSTRUCT. FUND	500.26
1-05-01	CASH -'08 MCHANVILLE LID	607.42

TOTAL CASH		252,982.48
------------	--	------------

TAXES RECEIVABLE

1-06-00	TAXES RECEIVABLE - CURRENT	4,644.82
1-09-00	TAXES RECEIVABLE-CURRENT-BOND	1,184.23

TOTAL TAXES RECEIVABLE		5,829.05
------------------------	--	----------

ACCOUNTS RECEIVABLE

1-15-00	ACCOUNTS RECEIVABLE - OTHER	258.83
1-16-00	ACCOUNTS RECEIVABLE METERED LO	32,240.13
1-17-00	ACCOUNTS RECEIVABLE W/S TRADE	96,261.54
1-18-00	ACCRUED SPRINKLING REVENUE SV	9,862.95
1-19-00	ACCRUED SPRINKLING REVENUE ELK	20,129.96

TOTAL ACCOUNTS RECEIVABLE		158,753.41
---------------------------	--	------------

1-41-00	INVENTORY OF SUPPLIES	57,723.50
1-48-00	INVESTMENTS-2018 BOND RPAY FND	44,799.39
1-50-00	INVESTMENTS - GENERAL FUND	7,797,441.07
1-51-00	INVESTMENTS - CAP RESERVE FUND	102,630.92
1-52-00	SEWER REPLACEMENT/REPAIR FUND	448,354.83
1-54-00	INVESTMENTS-'04 KSTP CONST FND	2,031.72
1-54-01	INVESTMENTS-'08 MCHANVILLE LID	330,101.30
1-55-00	PREPAID EXPENSES	24,174.04

TOTAL		8,807,256.77
-------	--	--------------

TOTAL CURRENT ASSETS		9,224,821.71
----------------------	--	--------------

SUN VALLEY WATER & SEWER DIST
BALANCE SHEET
SEPTEMBER 30, 2022

FIXED ASSETS		
PROPERTY PLANT & EQUIPMENT		
1-61-00	FIXED ASSETS - LAND	668,769.88
1-62-00	FIXED ASSETS - BUILDINGS	564,919.11
1-63-00	FIXED ASSETS-IMPR NOT BLDG WTR	17,240,499.23
1-64-00	FIXED ASSETS-IMPR NOT BLDG SEW	4,062,172.44
1-65-00	FIXED ASSETS - MACH/EQ - WATER	462,818.52
1-66-00	FIXED ASSETS - MACH/EQ - SEWER	291,037.32
1-67-00	FIXED ASSETS - OFFICE EQUIPMNT	116,165.19
1-68-00	FIXED ASSETS - W.I.P. - WATER	391,273.04
1-69-00	FIXED ASSETS - W.I.P. - SEWER	354,608.22
1-69-50	FIXED ASSETS - REUSE	4,613,070.63
		28,765,333.58
TOTAL PROPERTY PLANT & EQUIPMENT		
ACCUM DEPRECIATION		
1-72-00	DEPRECIATION - BUILDINGS	(501,102.00)
1-73-00	DEPR - IMPR NOT BLDG - WATER	(9,106,298.69)
1-74-00	DEPR - IMPR NOT BLDG - SEWER	(2,522,430.70)
1-75-00	DEPR - MACH/EQUIP - WATER	(407,957.64)
1-76-00	DEPR - MACH/EQUIP - SEWER	(285,682.14)
1-77-00	DEPR - OFFICE EQUIPMENT	(114,265.32)
1-78-00	DEPR - REUSE	(890,309.77)
		(13,828,046.26)
TOTAL ACCUM DEPRECIATION		
DEFERRED CHARGES		
1-96-00	CONTRIBUTION - KSTP (ASSET)	13,161,646.63
1-97-00	ACCUMULATED AMORTIZATION KSTP	(8,151,962.73)
1-99-00	DOF OF RES.-PENSION OBLIGATION	184,202.00
		5,193,885.90
TOTAL DEFERRED CHARGES		
TOTAL FIXED ASSETS		20,131,173.22
TOTAL ASSETS		29,355,994.93

SUN VALLEY WATER & SEWER DIST
BALANCE SHEET
SEPTEMBER 30, 2022

LIABILITIES AND EQUITY

LIABILITIES

CURRENT LIABILITIES

2-01-00	ACCOUNTS PAYABLE	456,317.13
2-11-00	CURRENT PORTION LONG TERM DEBT	299,124.00
2-12-00	ACCR INT PAYABLE ON BONDS	9,697.54
2-16-00	SALARIES PAYABLE	4,588.79
2-21-00	INS - PAYROLL DEDUCT PAYABLE	7,010.66
2-24-00	DEF COMP - PAYROLL TAXES PAY	71,026.32

TOTAL CURRENT LIABILITIES	847,764.44
---------------------------	------------

LONG TERM LIABILITIES

2-38-00	2009 MCHANVILLE LID PRINCIPAL	54,339.54
2-39-00	BONDS CURRENT PORTION	(299,124.00)
2-40-00	2018 BONDS	551,675.00

TOTAL LONG TERM LIABILITIES	306,890.54
-----------------------------	------------

TOTAL LIABILITIES		1,154,654.98
-------------------	--	--------------

FUND EQUITY

2-63-00	CONTRIBUTIONS FROM DEVELOPERS	4,770,492.56
2-65-00	NET PENSION LIABILITY	(11,285.00)
2-68-00	DIF OF RES-EMPLOYER PENS ASSUM	361,020.00
2-69-00	DEFERRED INFLOW - TAXES	235,302.95
2-73-00	RETAINED EARNINGS - RESERVED	1,324,818.74

UNAPPROPRIATED FUND BALANCE:		
2-72-00	RETAINED EARNINGS - UNRESERVED	21,016,328.39
	REVENUE OVER EXPENDITURES - YTD	504,662.31

BALANCE - CURRENT DATE	21,520,990.70
------------------------	---------------

TOTAL FUND EQUITY		28,201,339.95
-------------------	--	---------------

TOTAL LIABILITIES AND EQUITY		29,355,994.93
------------------------------	--	---------------

SUN VALLEY WATER & SEWER DIST
REVENUES WITH COMPARISON TO BUDGET
FOR THE 10 MONTHS ENDING SEPTEMBER 30, 2022

	PERIOD ACTUAL	YTD ACTUAL	BUDGET	UNEARNED	PCNT
WATER AND SEWER REVENUE					
OPERATING REVENUES					
3-38-00 WATER MO. CHGS - SV SIDE	2,572.51	364,020.07	350,000.00	(14,020.07)	104.0
3-39-00 WATER MO. CHGS - ELKHORN SIDE	526.21	364,858.14	375,000.00	10,141.86	97.3
3-40-00 SEWER MO. CHGS - SV SIDE	1,384.61	363,426.10	360,000.00	(3,426.10)	101.0
3-41-00 SEWER MO CHGS - ELKHORN SIDE	406.32	420,059.53	420,000.00	(59.53)	100.0
3-42-00 SUMMER SPRINKLING - SV SIDE	30,000.00	244,669.74	320,000.00	75,330.26	76.5
3-43-00 SUMMER SPRINKLING - ELKHORN	62,542.86	453,937.45	575,000.00	121,062.55	79.0
3-45-00 WATER CONNECTION FEE	75.00	1,950.00	1,200.00	(750.00)	162.5
3-46-00 SEWER CONNECTION FEE	75.00	1,800.00	1,200.00	(600.00)	150.0
TOTAL OPERATING REVENUES	97,582.51	2,214,721.03	2,402,400.00	187,678.97	92.2
NON-OPERATING REVENUES					
3-01-00 GENERAL PROPERTY TAXES	89,468.79	895,134.60	1,071,156.00	176,021.40	83.6
3-02-00 BOND PROPERTY TAXES	27,262.87	272,836.07	326,350.00	53,513.93	83.6
3-19-00 PENALTY/INTEREST ON DEL TAXES	812.24	5,646.67	.00	(5,646.67)	.0
3-34-00 STATE SALES TAX	.00	56,421.55	57,500.00	1,078.45	98.1
3-47-00 CAPITAL IMPRV H/U FEES-SEWER	3,000.00	77,300.00	49,600.00	(27,700.00)	155.9
3-49-00 CAPITAL IMPROV H/U FEES-H2O	.00	43,700.00	30,400.00	(13,300.00)	143.8
3-69-00 OTHER REVENUES	.00	15,264.27	11,000.00	(4,264.27)	138.8
3-70-00 SALE OF ASSETS	.00	.00	100.00	100.00	.0
3-71-00 INTEREST REV - GENERAL FUND	12,371.61	39,090.43	10,000.00	(29,090.43)	390.9
3-72-00 INTEREST REV - CAPITAL RESERV	163.08	508.69	100.00	(408.69)	508.7
3-73-00 INT REV - SEWER REPL/REPAIR	.00	.00	100.00	100.00	.0
3-74-00 INTEREST REV - '04 BOND FUND	.00	.32	.00	(.32)	.0
3-75-00 INTEREST REV- '04 KSTP CONSTR.	3.40	11.70	2.50	(9.20)	468.0
3-76-00 INTEREST REV- 2018 BOND FUND	62.81	828.29	370.00	(458.29)	223.9
3-77-00 INTEREST REV- '07 CONSTR. FUND	.00	.00	2.50	2.50	.0
3-78-00 INTEREST REV- '08 LID MCHAN.	524.72	1,636.44	370.00	(1,266.44)	442.3
3-90-00 REIMBURSED PROJECT COSTS	.00	9,855.55	9,856.00	.45	100.0
TOTAL NON-OPERATING REVENUES	133,669.52	1,418,234.58	1,566,907.00	148,672.42	90.5
TOTAL REVENUE	231,252.03	3,632,955.61	3,969,307.00	336,351.39	91.5

SUN VALLEY WATER & SEWER DIST
EXPENDITURES WITH COMPARISON TO BUDGET
FOR THE 10 MONTHS ENDING SEPTEMBER 30, 2022

	PERIOD ACTUAL	YTD ACTUAL	BUDGET	UNEXPENDED	PCNT
WATER AND SEWER EXPENSE					
SALARIES & RELATED EXPENSES					
4-01-11 SALARIES - BOARD	1,400.00	5,100.00	8,000.00	2,900.00	63.8
4-01-12 SALARIES - ADMINISTRATION	19,185.50	213,377.17	310,000.00	96,622.83	68.8
4-01-13 SALARIES - OPERATING	18,062.54	230,313.25	350,000.00	119,686.75	65.8
4-01-21 FICA EXPENSE	2,956.58	34,332.42	50,000.00	15,667.58	68.7
4-01-22 HEALTH INSURANCE EXPENSE	6,722.63	74,895.30	168,000.00	93,104.70	44.6
4-01-23 RETIREMENT EXPENSE	4,578.78	52,646.16	75,000.00	22,353.84	70.2
4-01-24 WORKERS' COMPENSATION EXPENSE	.00	8,806.00	20,000.00	11,194.00	44.0
TOTAL SALARIES & RELATED EXP	52,906.03	619,470.30	981,000.00	361,529.70	63.2
SUPPLIES					
4-02-30 SECURITY EQUIPMENT	.00	3,256.24	.00	(3,256.24)	.0
4-02-31 OFFICE SUPPLIES	475.97	13,722.73	15,000.00	1,277.27	91.5
4-02-32 OPERATING SUPPLIES	379.39	4,875.36	15,000.00	10,124.64	32.5
4-02-34 MINOR EQUIPMENT	.00	1,238.94	5,000.00	3,761.06	24.8
4-02-35 FUEL AND OIL	1,235.70	10,588.18	15,000.00	4,411.82	70.6
4-02-38 JANITORIAL SUPPLIES	.00	826.79	2,000.00	1,173.21	41.3
TOTAL SUPPLIES	2,091.06	34,508.24	52,000.00	17,491.76	66.4
OTHER EXPENSES					
4-03-40 KSTP OPERATIONS	113,885.10	543,907.47	845,000.00	301,092.53	64.4
4-03-41 CONSULTING - PROF FEES	4,210.93	86,225.91	80,000.00	(6,225.91)	107.8
4-03-42 AUDITING - PROF FEES	.00	18,490.00	20,000.00	1,510.00	92.5
4-03-43 ATTORNEY'S FEES	6,230.00	59,395.00	150,000.00	90,605.00	39.6
4-03-44 ADVERTISING & LEGAL PUBLISH	.00	3,098.20	4,000.00	901.80	77.5
4-03-46 INSURANCE	3,503.50	35,035.00	43,000.00	7,965.00	81.5
4-03-47 TRAVEL, MEETING, ENTERTAINMENT	134.01	2,601.86	5,000.00	2,398.14	52.0
4-03-48 DUES, SUBSCRIPTIONS	3,149.61	35,048.41	35,000.00	(48.41)	100.1
4-03-49 PERSONNEL TRAINING	1,000.00	29,751.35	6,000.00	(23,751.35)	495.9
4-03-50 STUDIES	.00	45,030.00	60,000.00	14,970.00	75.1
4-03-51 TELEPHONE	1,465.64	8,969.26	27,500.00	18,530.74	32.6
4-03-52 SYSTEM UTILITIES, ELEC/GAS	35,137.44	212,432.19	325,000.00	112,567.81	65.4
4-03-54 RENT - EQUIPMENT OFFICE	349.93	3,499.30	4,000.00	500.70	87.5
4-03-57 UTILITIES - MTC BLDG	214.45	4,986.63	7,500.00	2,513.37	66.5
4-03-58 R/M OFFICE EQ	.00	269.00	1,000.00	731.00	26.9
4-03-59 R/M GROUNDS	1,357.49	4,736.49	35,000.00	30,263.51	13.5
4-03-60 R/M - BUILDINGS	.00	11,958.10	50,000.00	38,041.90	23.9
4-03-61 R/M - AUTO	.00	4,202.82	10,000.00	5,797.18	42.0
4-03-62 R/M - WA EQUIPMENT	.00	809.98	2,500.00	1,690.02	32.4
4-03-63 R/M - WATER SYSTEM	20,200.44	231,323.90	220,000.00	(11,323.90)	105.2
4-03-64 R/M - SEWER SYSTEM	255,398.56	276,926.11	200,000.00	(76,926.11)	138.5
4-03-65 R/M - WATER METERS	.00	1,393.30	5,000.00	3,606.70	27.9
4-03-67 WATER TEST FEES	110.00	7,185.02	15,000.00	7,814.98	47.9
4-03-69 OTHER EXPENSES	140.65	3,577.50	10,000.00	6,422.50	35.8
4-03-70 R/M - REUSE SYSTEM	797.24	4,832.06	15,000.00	10,167.94	32.2
4-03-71 R/M SCADA	570.00	570.00	.00	(570.00)	.0
4-03-80 LOSS ON DISPOSAL OF ASSET	22,221.91	22,221.91	.00	(22,221.91)	.0
TOTAL OTHER EXPENSES	470,076.90	1,658,476.77	2,175,500.00	517,023.23	76.2

SUN VALLEY WATER & SEWER DIST
 EXPENDITURES WITH COMPARISON TO BUDGET
 FOR THE 10 MONTHS ENDING SEPTEMBER 30, 2022

	PERIOD ACTUAL	YTD ACTUAL	BUDGET	UNEXPENDED	PCNT
CAPITAL					
4-04-70 DEPRECIATION EXPENSE	58,360.70	576,632.99	800,000.00	223,367.01	72.1
4-04-73 AMORTIZ OF CONTRIBUTION - KSTP	21,332.28	213,322.80	290,000.00	76,677.20	73.6
TOTAL CAPITAL	79,692.98	789,955.79	1,090,000.00	300,044.21	72.5
DEBT SERVICE					
4-05-81 INTEREST EXPENSE FOR BONDS	2,268.80	22,688.00	27,226.00	4,538.00	83.3
4-05-84 INTEREST EXPENSE- LID	319.42	3,194.20	3,833.00	638.80	83.3
TOTAL DEBT SERVICE	2,588.22	25,882.20	31,059.00	5,176.80	83.3
TOTAL DEPARTMENT EXPENSE	607,355.19	3,128,293.30	4,329,559.00	1,201,265.70	72.3
NET REVENUE OVER EXPENDITURES	(376,103.16)	504,662.31	(360,252.00)	(864,914.31)	140.1

SUN VALLEY WATER & SEWER DISTRICT COMPARISON SEPTEMBER 2022

	DECEMBER		JANUARY		FEBRUARY		MARCH		APRIL		MAY	
	2021	2020	2022	2021	2022	2021	2022	2021	2022	2021	2022	2021
WELL PRODUCTION	52,120	50,126	52,832	45,023	44,683	38,194	46,319	42,376	41,988	40,593	72,643	104,723
ELKHORN GOLF Domestic	0	0	0	0	0	0	0	0	0	0	0	0
ELKHORN GOLF Reuse	0	0	0	0	0	0	0	0	941	2,684	7,804	13,533
DOLLAR Snowmaking	0	10,243	19,072	2,879	2,526	0	76	0	0	140	0	0
KSTP Plant Total	33,746	34,215	35,452	35,863	36,206	33,240	36,972	36,350	32,117	31,396	40,891	36,031
Ketchum Total	16,465	18,963	17,216	19,375	19,002	18,073	17,435	19,362	15,046	15,917	19,639	16,735
SVWSD Total	17,281	15,252	18,236	16,488	17,204	15,167	19,537	16,988	17,071	15,479	21,252	19,296
SVWSD %	51.21%	44.58%	51.44%	45.97%	47.52%	45.63%	52.84%	46.73%	53.15%	49.30%	51.97%	53.55%
KSTP Operating Expense	38,869	32,929	42,296	44,431	44,427	31,113	51,205	36,341	56,159	46,210	53,205	35,829
System Utility	11,330	11,330	12,080	11,905	11,764	11,622	11,792	11,349	12,279	10,302	12,971	14,913
Property Tax	106,396	42,944	559,645	589,352	18,798	21,642	16,392	8,328	8,317	9,007	7,602	11,740
2007 Bond (Refin 2018)	32,416	13,570	170,623	186,346	5,727	6,839	4,994	2,632	2,534	2,846	2,316	3,710
	JUNE		JULY		AUGUST		SEPTEMBER		OCTOBER		NOVEMBER	
	2022	2021	2022	2021	2022	2021	2022	2021	2021	2020	2021	2020
WELL PRODUCTION	129,947	174,257	182,452	188,897	181,003	163,122	119,699	137,250	60,137	67,986	41,353	44,216
ELKHORN GOLF Domestic	0	0	4,362	1,369	0	6	0	0	0	0	0	0
ELKHORN GOLF Reuse	13,070	21,362	17,834	18,181	16,642	14,607	10,018	12,936	3,979	3,730	0	0
DOLLAR Snowmaking	48	0	162	0	0	0	0	0	412	0	0	9,800
KSTP Plant Total	52,682	41,209	44,262	40,107	34,671	36,436	29,833	29,401	31,434	31,443	27,697	28,218
Ketchum Total	30,097	18,218	23,165	18,683	15,948	17,218	14,336	13,451	14,756	18,040	13,589	16,340
SVWSD Total	22,585	22,619	21,097	21,424	18,723	19,218	15,497	15,950	16,678	13,403	14,108	11,878
SVWSD %	42.87%	55.39%	47.66%	53.42%	54.00%	52.74%	51.95%	54.25%	53.06%	42.63%	50.90%	42.09%
KSTP Operating Expense	40,119	41,208	43,878	59,389	59,863	40,198	113,885	67,769	63,386	45,873	37,052	36,234
System Utility	20,466	10,272	33,657	35,363	38,882	34,493	35,137	29,495	21,308	23,443	11,679	11,931
Property Tax 1-06	38,598	67,595	287,803	266,961	17,073	13,489	5,889	4,476	774	201	304	402
2018 Bond 1-09	11,760	21,360	87,800	84,472	5,202	4,263	1,794	1,414	245	66	96	131

Report Criteria:

Detail report.

Invoices with totals above \$5000.00 included.

Only unpaid invoices included.

Vendor.Name = {NOT LIKE} "IDAHO POWER","INTERMOUNTAIN GAS","CASELLE INC.,"CENTURY LINK","COX BUSINESS SERVICES","IDAHO DEQ","Verizon Wireless","WELLS FARGO FINANCIAL LEASING","Wells Fargo Payment Remittance Ctr","AA TANKS CO"

GL Acct No	Vendor Name	Description	Net Invoice Amount
515			
1-69-00 FIXED ASSETS - W.I.P. - SEWER			
	Ketchum, City of	CAPITAL EXP-WASTEWATER PLANNING STUDY - HDR ENGINEERING 6/26-9/	1,228.53
4-03-40 KSTP OPERATIONS			
	Ketchum, City of	KSTP OPERATINGS/SEPT 22	113,885.10
Total 515:			<u>115,113.63</u>
741			
4-03-43 ATTORNEY'S FEES			
	J. EVAN ROBERTSON P.A.	ATTORNEY'S FEES - AUG	5,040.00
	J. EVAN ROBERTSON P.A.	ATTORNEY'S FEES - SEPT	6,230.00
	J. EVAN ROBERTSON P.A.	ATTORNEY'S FEES - JULY	6,580.00
Total 741:			<u>17,850.00</u>
1101			
4-03-64 R/M - SEWER SYSTEM			
	INTEGRITY INSPECTION SOLU	SEWER R/M - CIPP REPAIR, HYDRO CLEAN@BLUEBELL, PICOTE BACK PAY	33,675.00
	INTEGRITY INSPECTION SOLU	SEWER R/M - HYDRO CLEAN/SLEEVING/MANHOLE TROUGH REPAIR	33,582.50
	INTEGRITY INSPECTION SOLU	SEWER R/M - 8" UV CIPP - Includes lateral reinstatements, CCTV , & sewer byp	187,290.50
Total 1101:			<u>254,548.00</u>
1126			
1-68-00 FIXED ASSETS - W.I.P. - WATER			
	JACOBS ENGINEERING GROUP	WATER WIP - WHITE CLOUD TO GUN CLUB INTERTIE	6,060.15
Total 1126:			<u>6,060.15</u>
Grand Totals:			<u><u>393,571.78</u></u>



CITY OF KETCHUM
P.O. Box 2315
Ketchum ID 83340
Phone: (208) 726-7801
Fax: (208) 726-7812

INVOICE

Date	Number	Page
10/12/2022	6121	1

Bill To: SUN VALLEY WATER & SEWER DISTRICT

SUN VALLEY ID 83353

Customer No. 385

Project: PO BOX 2410

Terms: Open Terms

Invoice Due Date: 10/13/2022

Quantity	Description	Unit Price	Net Amount
1	SUN VALLEY WA & SW DISTRICT CHARGE 4-03-40 113,885.10 1-69-00 - 1228.53 M	115,113.63	115,113.63

Please remit payment to:
City of Ketchum
Post Office Box 2315
Ketchum, Idaho 83340

Amount	115,113.63
Balance Due	<u>115,113.63</u>

**SUN VALLEY WATER AND SEWER DISTRICT
SEWER TREATMENT PLANT OPERATIONAL EXPENSES
MONTH ENDING: September 2022**

IN FAVOR OF:	STP CHARGE	SUN VALLEY 51.95%
Expenditures (SEE ATTACHED)	\$ 107,861.00	\$ 56,033.79
Payroll	\$ 74,870.71	\$ 38,895.34
Retirement	\$ 8,939.56	\$ 4,644.10
FICA	\$ 5,727.61	\$ 2,975.49
Health Insurance	\$ 20,188.51	\$ 10,487.93
Dental Insurance	\$ 463.23	\$ 240.65
Long Term Disability	\$ 148.89	\$ 77.35
NBS - HRA Admin Fees	\$ 37.43	\$ 19.44
Insurance Admin Fees	\$ -	\$ -
NBS - HRA for 2022	\$ -	\$ -
NBS - Vision HRA for 2022	\$ -	\$ -
Worker's Compensation	\$ 983.66	\$ 511.01
TOTALS	\$ 219,220.59	\$ 113,885.10

KETCHUM%	48.05%
KETCHUM DOLLAR SHARE	\$ 105,335.49
SUN VALLEY%	51.95%
SUN VALLEY DOLLAR SHARE	\$ 113,885.10

Capital Expenditures	Expense	50%
HDR ENGINEERING, INC.	\$ 2,457.06	1,228.53
		-
		-
		-
		-
TOTAL		\$ 1,228.53

Total Due \$115,113.63

Report Criteria:

Report type: GL detail

Vendor.Name = {NOT LIKE} "DIG LINE"

Invoice Detail.GL Account = 6543503100,6543503200-6543503600,6543503800-6543506100

GL Period	Check Issue Date	Check Number	Payee	Invoice Number	Invoice GL Account	Check Amount
09/22	09/02/2022	88819	ALSCO - AMERICAN LINEN DIVISIO	LBOI2011683	65-4350-3200	28.41
09/22	09/02/2022	88819	ALSCO - AMERICAN LINEN DIVISIO	LBOI2011184	65-4350-3200	126.36
09/22	09/02/2022	88819	ALSCO - AMERICAN LINEN DIVISIO	LBOI2015269	65-4350-3200	28.41
09/22	09/02/2022	88819	ALSCO - AMERICAN LINEN DIVISIO	LBOI2015270	65-4350-3200	126.36
09/22	09/19/2022	88929	ALSCO - AMERICAN LINEN DIVISIO	LBOI2018816	65-4350-3200	28.41
09/22	09/19/2022	88929	ALSCO - AMERICAN LINEN DIVISIO	LBOI2018817	65-4350-3200	126.36
09/22	09/30/2022	89024	ALSCO - AMERICAN LINEN DIVISIO	LBOI2022491	65-4350-3200	28.42
09/22	09/30/2022	89024	ALSCO - AMERICAN LINEN DIVISIO	LBOI2022492	65-4350-3200	126.36
09/22	09/30/2022	89026	ANALYTICAL LABORATORIES, INC.	93262	65-4350-4200	1,408.54
09/22	09/02/2022	88823	ATKINSONS' MARKET	05571378	65-4350-3200	8.70
09/22	09/19/2022	88933	ATKINSONS' MARKET	02598293	65-4350-3200	21.75
09/22	09/30/2022	89032	ATKINSONS' MARKET	06621755	65-4350-6100	5.13
09/22	09/30/2022	89032	ATKINSONS' MARKET	08529805	65-4350-3200	1.42
09/22	09/19/2022	88934	ATLAS COPCO COMPRESSORS LLC	1122080658	65-4350-4200	8,690.00
09/22	09/19/2022	88934	ATLAS COPCO COMPRESSORS LLC	1122080658	65-4350-6100	55,015.43
09/22	09/19/2022	88934	ATLAS COPCO COMPRESSORS LLC	1122080658	65-4350-6100	125.32
09/22	09/30/2022	89039	BRICKER, JACOB W	CR 092722	65-4350-4200	274.65
09/22	09/02/2022	88835	CENTURY LINK	2087268953 402B 081322	65-4350-5100	64.50
09/22	09/30/2022	89043	CENTURY LINK	2087268953 402B 091322	65-4350-5100	64.50
09/22	09/02/2022	88836	CHATEAU DRUG CENTER	2593313	65-4350-3200	18.04
09/22	09/30/2022	89046	CHATEAU DRUG CENTER	2601399	65-4350-3200	12.34
09/22	09/02/2022	88856	ENVIRONMENTAL RESOURCE ASS.	003774	65-4350-3800	1,272.76
09/22	09/02/2022					
09/22	09/02/2022	88859	FEDEX	940342710577	65-4350-3200	44.29
09/22	09/02/2022	88861	GEM STATE PAPER & SUPPLY	1079281	65-4350-3200	142.22
09/22	09/19/2022	88969	GRAY MATTER SYSTEMS, LLC	SIN026065	65-4350-3600	1,866.28
09/22	09/30/2022	89078	HEYREND, JAMES	CR 092322	65-4350-4900	59.00
09/22	09/02/2022	88868	IDAHO POWER	2202158701 081122	65-4350-5200	12,542.59
09/22	09/02/2022	88868	IDAHO POWER	2202703357 082022	65-4350-5200	63.77
09/22	09/02/2022	88868	IDAHO POWER	2206786259 082022	65-4350-5200	21.92
09/22	09/30/2022	89082	IDAHO POWER	2202158701 091422	65-4350-5200	12,522.25
09/22	09/30/2022	89082	IDAHO POWER	2202703357 092122	65-4350-5200	47.07
09/22	09/30/2022	89082	IDAHO POWER	2206786259 092122	65-4350-5200	20.43
09/22	09/02/2022	88871	INTERMOUNTAIN GAS	32649330001 082522	65-4350-5200	9.79
09/22	09/02/2022	88871	INTERMOUNTAIN GAS	32649330001 082522	65-4350-5200	9.79
09/22	09/02/2022	88871	INTERMOUNTAIN GAS	32649330001 082522	65-4350-5200	9.79
09/22	09/02/2022	88871	INTERMOUNTAIN GAS	32649330001 082522	65-4350-5200	5.28
09/22	09/02/2022	88871	INTERMOUNTAIN GAS	5820868855 082522	65-4350-5200	9.79
09/22	09/30/2022	89086	INTERMOUNTAIN GAS	32649330001 092622	65-4350-5200	9.79
09/22	09/30/2022	89086	INTERMOUNTAIN GAS	32649330001 092622	65-4350-5200	9.79
09/22	09/30/2022	89086	INTERMOUNTAIN GAS	32649330001 092622	65-4350-5200	9.79
09/22	09/30/2022	89086	INTERMOUNTAIN GAS	32649330001 092622	65-4350-5200	13.59
09/22	09/30/2022	89086	INTERMOUNTAIN GAS	58208688554 092622	65-4350-5200	9.79
09/22	09/19/2022	88979	KETCHUM COMPUTERS, INC. 89095	19104	65-4350-4200	311.75
09/22	09/30/2022		KETCHUM COMPUTERS, INC. 88880	19174	65-4350-4200	598.50
09/22	09/02/2022		McMASTER-CARR SUPPLY CO. 88880	82915736	65-4350-6100	400.62
09/22	09/02/2022		McMASTER-CARR SUPPLY CO. 88985	83156888	65-4350-6100	98.78
09/22	09/19/2022		McMASTER-CARR SUPPLY CO. 88988	83753326	65-4350-3400	18.92
09/22	09/19/2022		NAPA AUTO PARTS	117078	65-4350-6000	56.99

GL Period	Check Issue Date	Check Number	Payee	Invoice Number	Invoice GL Account	Check Amount
09/22	09/19/2022	88988	NAPA AUTO PARTS	118306	65-4350-6100	65.05
09/22	09/30/2022	89110	NAPA AUTO PARTS	118873	65-4350-6000	17.40
09/22	09/30/2022	89110	NAPA AUTO PARTS	119097	65-4350-6000	33.59
09/22	09/30/2022	89110	NAPA AUTO PARTS	120116	65-4350-6000	545.96
09/22	09/30/2022	89110	NAPA AUTO PARTS	120211	65-4350-6000	48.99
09/22	09/02/2022	88887	NORTH CENTRAL LABORATORIES	474775	65-4350-3800	1,161.12
09/22	09/02/2022	88890	OXFORD SUITES BOISE	BSE-10813	65-4350-4900	294.00
09/22	09/02/2022	88893	PIPECO, INC.	S4713035.001	65-4350-3200	18.45
09/22	09/19/2022	88992	PIPECO, INC.	S4779733.001	65-4350-6100	58.19
09/22	09/30/2022	89119	PLATT ELECTRIC SUPPLY	2Z14678	65-4350-6100	27.78
09/22	09/30/2022	89124	RIVER RUN AUTO PARTS	6538-182625	65-4350-6000	44.35
09/22	09/19/2022	89002	SHEETMETAL FABRICATION	16155	65-4350-6100	8.87
09/22	09/02/2022	88908	SYRINGA NETWORKS, LLC	20303 080122	65-4350-5100	325.00
09/22	09/19/2022	89005	SYRINGA NETWORKS, LLC	22SEP0331	65-4350-5100	325.00
09/22	09/02/2022	88910	TREASURE VALLEY COFFEE INC.	2160.08352687	65-4350-3200	65.36
09/22	09/02/2022	88912	UNITED OIL	1000543	65-4350-3500	204.01
09/22	09/19/2022	89007	UNITED OIL	1001654	65-4350-3500	982.16
09/22	09/02/2022	88913	UPS STORE #2444	MMN7FR5DEW8TB	65-4350-3200	13.92
09/22	09/02/2022	88913	UPS STORE #2444	MMN7FR5SU16SS	65-4350-3200	16.40
09/22	09/02/2022	88913	UPS STORE #2444	MMN7FR5SUBG9GF	65-4350-3200	15.25
09/22	09/02/2022	88913	UPS STORE #2444	MMN7FR5VTCKXB	65-4350-3200	15.99
09/22	09/19/2022	89008	UPS STORE #2444	MMN7FR5PHU0TX	65-4350-3200	13.92
09/22	09/19/2022	89008	UPS STORE #2444	MMN7FR5VPUJRM	65-4350-3200	15.61
09/22	09/30/2022	89149	UPS STORE #2444	MMN7FR584FJG1	65-4350-3200	13.92
09/22	09/30/2022	89149	UPS STORE #2444	MMN7FR5UZVT4W	65-4350-3200	15.25
09/22	09/30/2022	89149	UPS STORE #2444	MMN7FR5VAU051	65-4350-3200	15.01
09/22	09/30/2022	93022	US BANK	5198 092622	65-4350-4900	30.00
09/22	09/30/2022	93022	US BANK	5198 092622	65-4350-4900	30.00
09/22	09/30/2022	93022	US BANK	5198 092622	65-4350-6100	23.65
09/22	09/30/2022	93022	US BANK	5198 092622	65-4350-6100	21.99
09/22	09/30/2022	93022	US BANK	5198 092622	65-4350-3200	295.00
09/22	09/30/2022	93022	US BANK	6235 092622	65-4350-4200	255.31
09/22	09/06/2022	220906	US BANK	5198 082522	65-4350-3400	20.82
09/22	09/06/2022	220906	US BANK	5198 082522	65-4350-4900	120.00
09/22	09/06/2022	220906	US BANK	5198 082522	65-4350-4900	240.00
09/22	09/06/2022	220906	US BANK	5198 082522	65-4350-6100	21.99
09/22	09/06/2022	220906	US BANK	5198 082522	65-4350-3400	14.83
09/22	09/06/2022	220906	US BANK	5198 082522	65-4350-4900	30.00
09/22	09/06/2022	220906	US BANK	5198 082522	65-4350-4900	30.00
09/22	09/06/2022	220906	US BANK	5198 082522	65-4350-4900	30.00
09/22	09/02/2022	88914	USA BLUEBOOK	071217	65-4350-3800	735.52
09/22	09/02/2022	88916	VERIZON WIRELESS	9913267557	65-4350-5100	66.25
09/22	09/30/2022	89152	VERIZON WIRELESS	9915609405	65-4350-5100	66.09
09/22	09/30/2022	89160	WIN-911 SOFTWARE	DF660166-2022831	65-4350-3600	660.00
09/22	09/02/2022	88920	XYLEM WATER SOLUTIONS U.S.A., IN	3556C34935	65-4350-6100	4,559.00
Grand Totals:				98		107,861.00



IN ACCOUNT WITH
Robertson & Slette,

ATTORNEYS AT LAW

134 3RD AVENUE EAST
 P.O. BOX 1906
 TWIN FALLS, ID 83303-1906
 TELEPHONE (208) 933-0700

J. EVAN ROBERTSON

GARY D. SLETTE

SUN VALLEY WATER & SEWER DISTRICT
 PO BOX 2410
 SUN VALLEY, ID 83353

Statement Date: September 30, 2022
 Statement No. 13127
 Account No. SVWSDGEN.101

RE: GENERAL BUSINESS

*Please reference statement number on check and make payable to:
 J. Evan Robertson, P.A.
 Federal Tax ID: 82-0534484*

Previous Balance \$8,925.00

Fees

Hours

07/14/2022			
JER	Prepare Durant out-of-district service contract, Conference w/Pat McMahon re: Durant service agreement and proposed user fee schedule	3.50	1,225.00
07/18/2022			
JER	Conference w/McMahon re: revisions to Durant contract; Memo to Rick Webking re: Ketchum CIP proposal and MOU suggesting district front some money to Ketchum in return for payback by reducing monthly operating fees; Telephone conference w/Jade Riley	2.40	840.00
JER	Prepare for and attend Directors Meeting; Conference w/McMahon; Review Proposed capital improvements and financing options from Jade Riley	3.00	1,050.00
07/19/2022			
JER	Review communication and information from Riley; Telephone conference w/Marybeth Collins; Conference w/McMahon re: Ketchum CIP proposal; Review memo from John McDevitt, Ketchum Bond counsel	2.80	980.00
07/20/2022			
JER	Conference w/Rick Skinner, bond attorney for Ketchum CIP project; Review 1982 Ketchum/SVWSD joint agreement for ownership operation and expansion of the sewer plant, Telephone conference w/Ketchum City Attorney Matt Johnson re: plant CIP and SVWSD participation; Conference w/McMahon	3.80	1,330.00
07/27/2022			
JER	Conference w/county planner Tom Bergin re: Mobile Home Park Overlay District public hearing on increased density; Telephone conference w/McMahon re: proposed density increase from Blaine County	0.80	280.00

SUN VALLEY WATER & SEWER DISTRICT

Statement Date: 09/30/2022
 Statement No. 13127
 Account No. SVWSDGEN.101

		Hours	
07/29/2022	JER	Review Ketchum CIP cost estimates received from Collins; Telephone conference w/Skinner re: district's reluctance to enter into an MOU w/Ketchum concerning participation and cost sharing in the CIP, Memo to Directors Webking, Loyd and Hendricks re: status of proposed MOU w/Ketchum re: CIP financing	2.50 875.00
08/01/2022	JER	Review information from Riley re: pervious 1968, 1982 and 1984 agreements re: joint development and operation agreements for the sewer plant between Ketchum and SVWSD; Telephone conference w/McMahon	0.90 315.00
08/02/2022	JER	Review information from John Wiskus re: questions on apparent low bid for clay values; Response to Wiskus; Telephone conference w/McMahon re: bid questions, Review bid documents for the clay value procurement	1.60 560.00
08/04/2022	JER	Conference w/McMahon and Collins re: status of negotiation w/City of Ketchum on CIP issues	0.40 140.00
08/05/2022	JER	Review memo from Director Webking recommending the district disassociate from Ketchum CIP financing discussions; Memo to Johnson indicating our belief that we should not be involved in the City's bonding for CIP; Memo to Director Webking	0.80 280.00
08/08/2022	JER	Telephone conference w/Chris Bromley re: Hiawatha canal/Dave Tuthill recharge application; Review application and discuss Bromley's suggestion that the district and cities protest the application; Report conversation w/Bromley to McMahon; Telephone conference w/Riley re: city council meeting on CIP financing set for August 10.	1.20 420.00
08/10/2022	JER	Memo to Peter Hendricks re: Ketchum CIP	0.90 315.00
08/12/2022	JER	Review board meeting information from Collins, and separate cost breakdown and schedule form City of Ketchum re: CIP project; Review City of Hailey's protest of Hiawatha/Tuthill recharge application; Telephone conference w/McMahon; Telephone conference w/Johnson re: any proposed MOU or contract information for Monday's SVWSD Directors meeting	2.10 735.00
08/15/2022	JER	Prepare for and attend Board of Directors meeting; Conference w/McMahon; Conference call w/Skinner re: need for amendment to 1984 sewer plant agreement	2.80 980.00
08/17/2022	JER	Telephone conference w/Collins re: draft minutes for August 15 Directors	

SUN VALLEY WATER & SEWER DISTRICT

Statement Date: 09/30/2022
 Statement No. 13127
 Account No. SVWSDGEN.101

		Hours	
	Meeting re: discussion of the Ketchum CIP project financing, etc.; Review drafted minutes per Collins' request	0.70	245.00
08/23/2022	JER Review ITD access permission form and discuss it w/McMahon	0.50	175.00
08/31/2022	JER Review inquires from Collins re: 1. Blue Grouse connection fee collections, 2. Ketchum request for district water service o US Forest Service office building; Memo to Collins re: possible plan to help collection of connection fees; Telephone conference w/Eagle Sewer District re: assistance from the City of Eagle Building Department in assuring that Eagle Sewer District connection fees are collected; Telephone conference w/McMahon re: water service to US Forest Service office building	2.50	875.00
09/09/2022	JER Telephone conference w/Bromely re: notice to Sun Valley Company from SVWSD to cease irrigation by September 15; Telephone conference w/Collins and review of irrigation curtailment notice; Telephone conference w/McMahon re: Bromley's complaint, and status of Ketchum's concerns over the CIP and the 1982 sewer plant agreement	1.80	630.00
09/14/2022	JER Conference w/Bromley re: question concerning effect of the district's irrigation curtailment request on reuse water for Elkhorn Golf Course; Telephone conference w/McMahon	0.80	280.00
09/19/2022	JER Prepare for and attend Directors Meeting; Conference w/McMahon; Check Idaho statutes concerning public liability insurances requirments for general contractor's license	3.20	1,120.00
09/20/2022	JER Conference w/McMahon re: Crown Ranch easement and Mid-Valley sewer request from Blaine County; Research annexation and subdistrict options for Mid-Valley plant acquisition; Research on cities ability to acquire and operate Mid-Valley plant without first annexing its service areas; Review draft minutes of the September 29 Board Meeting and discuss w/Collins; Review General Contractor licensing statutes re: liability insurance requirements	4.10	1,435.00
09/22/2022	JER Conference w/McMahon re: request from Commissioner Fosbury that SVWSD acquire the Mid-Valley Sewer plant; Research Idaho Statutes on annexations by sewer and water districts beyond their borders, Memo to McMahon on Mid-Valley annexation options	2.40	840.00
09/26/2022	JER Review request from Ketchum that the district and I undertake an amendment to the joint Ketchum District Operating Agreement; Telephone conference w/McMahon re status of amendments to the Ketchum District Operating Agreement	1.50	525.00

SUN VALLEY WATER & SEWER DISTRICT

Statement Date: 09/30/2022
 Statement No. 13127
 Account No. SVWSDGEN.101

		Hours	
09/27/2022	JER		
	Review memo from Collins re: status of Weyyakin out of district service agreement; Conference w/McMahon re: Weyyakin Service contract and telephone conference w/Laski; Review 1991 Sage Willow contract for service and discuss w/McMahon the issue of he Booster Pump Access; Review Weyyakin Contract	4.00	1,400.00
	For Current Services Rendered	<u>51.00</u>	<u>17,850.00</u>
	Total Current Work		17,850.00
<u>Payments</u>			
08/22/2022	Thank you for your payment - CK #17184		-8,925.00
	BALANCE DUE		<u><u>\$17,850.00</u></u>

Payments received after 09/30/2022 may not be included on this statement.



Integrity Inspection Solutions, Inc.
 4419 Challenger Way, Caldwell, Idaho 83605
 United States
 (208) 442-4470

Invoice 16046622
 Invoice Date 10/11/2022
 Completed Date 9/30/2022
 Customer PO
 Payment Term Net 30
 Due Date 11/10/2022

Billing Address
 Sun Valley Water and Sewer District
 PO Box 2410
 Sun Valley, ID 83353 USA

Job Address
 Sewer Rehabilitation Project
 Elk Horn
 Sun Valley, ID 83353 USA

Description of Work

Task #	Description	Quantity	Your Price	Your Total
60-001	8" UV CIPP - Includes lateral reinstatements, CCTV, & sewer bypass	1929.00	\$94.50	\$182,290.50
Mob - Other	Mobilization	1.00	\$5,000.00	\$5,000.00

Sub-Total \$187,290.50

Total Due \$187,290.50

Balance Due \$187,290.50

Thank you for choosing Integrity Inspection Solutions, Inc.

4-03-64

received
 10.11.22



Integrity Inspection Solutions, Inc.
 4419 Challenger Way, Caldwell, Idaho 83605
 United States
 (208) 442-4470

Invoice 15543089
Invoice Date 9/23/2022
Completed Date 9/23/2022
Customer PO
Payment Term Net 30
Due Date 10/23/2022

Billing Address
 Sun Valley Water and Sewer District
 PO Box 2410
 Sun Valley, ID 83353 USA

Job Address
 Sewer Rehabilitation Project
 Elk Horn
 Sun Valley, ID 83353 USA

Description of Work

Task #	Description	Quantity	Your Price	Your Total
50-000	Apply Raven 405 at 150 mils to a new 6ft diameter x 18.5ft deep LS	18.50	\$365.00	\$6,752.50
50-000	Apply Raven 405 at 150 mils to a new 7ft diameter x 16ft deep LS	16.00	\$390.00	\$6,240.00
50-000	Apply Raven 405 at 150 mils to a new 8ft diameter x 16ft deep LS	16.00	\$415.00	\$6,640.00
30-000	Hydro Cleaner - Bypass Pumping (Daily)	3.00	\$2,500.00	\$7,500.00
70-002	Manhole Trough Rebuild	1.00	\$850.00	\$850.00
Mob - Other	Raven Crew Mobilization	1.00	\$3,800.00	\$3,800.00
Mob - Other	Out of Area Mobilization	1.00	\$1,800.00	\$1,800.00

Sub-Total \$33,582.50

Total Due \$33,582.50

Balance Due \$33,582.50

Thank you for choosing Integrity Inspection Solutions, Inc.

4-03-6ft
 R

Received
 09.29.22



Integrity Inspection Solutions, Inc.
4419 Challenger Way, Caldwell, Idaho 83605
United States
(208) 442-4470

Invoice 15528607
Invoice Date 9/19/2022
Terms Net 30
Completed Date 9/14/2022
Customer PO
Payment Term Net 30
Due Date 10/19/2022
Job Address
CIPP Point Repair Project 2022
Sun Valley
O, ID 0 USA

Billing Address
Sun Valley Water and Sewer District
PO Box 2410
Sun Valley, ID 83353 USA

Description of Work

Job #22-0834

Task #	Description	Quantity	Your Price	Your Total
60-000	Installation of (4) 8" x 48" CIPP Point Repairs (B-25-A to B-25 New Villagers)	4.00	\$2,200.00	\$8,800.00
60-000	Installation of (1) 8" x 48" CIPP Point Repair (B-24 to B-23-H New Villagers)	1.00	\$2,200.00	\$2,200.00
60-000	Installation of (1) 8" x 48" CIPP Point Repairs (B-22-H to B-22 New Villagers)	1.00	\$2,200.00	\$2,200.00
60-000	Installation of (1) 12" x 48" CIPP Point Repair (725 to 724 Elk Horn)	1.00	\$3,000.00	\$3,000.00
60-000	Installation of (1) 8" x 48" CIPP Point Repair (B-12-1 to B-42 Fairway and Fairway Loop)	1.00	\$2,200.00	\$2,200.00
Other Service	Link Pipe Removal	1.00	\$1,200.00	\$1,200.00
60-000	Installation of (1) 8" x 48" CIPP Point Repair (B-8-7 to B-8-6 Fairway Loop)	1.00	\$2,200.00	\$2,200.00
60-000	Installation of (1) 8" x 48" CIPP Point Repair (E-6-2 to E-6-1 Blue Bell)	1.00	\$2,200.00	\$2,200.00
60-000	Installation of 4" x 24" CIPP Point Repair (Back Pay Way)	1.00	\$1,500.00	\$1,500.00
60-000	Installation of 4" x 24" CIPP Point Repair (Fairway Loop)	1.00	\$1,500.00	\$1,500.00
20-016	Picote (Back Pay Way)	1.00	\$850.00	\$850.00
30-008	Hydro Cleaner - Root Cutting (Blue Bell)	1.00	\$325.00	\$325.00
Mob - Other	Mobilization outside of Treasure Valley	1.00	\$5,500.00	\$5,500.00
Sub-Total				\$33,675.00
Total Due				\$33,675.00
Balance Due				\$33,675.00

Thank you for choosing Integrity Inspection Solutions, Inc.



Boise Office
999 W. Main Street, Suite 1200
Boise, ID 83702
Tel (208) 345-5310

REMIT TO:
Jacobs Engineering Group Inc
c/o Bank of America
800 Market Street
Lockbox 18713F
St. Louis, MO 63150-8713

ACH or Wire Transfer:
ABA Routing Number: 111000012
Bank Account Number: 3750916030

Sun Valley Water & Sewer District
Attention: Pat McMahon, General Manager
P.O. Box 2410
Sun Valley ID 83353

Date: 10/6/2022
Project No.: D3535901
Client No.: 865

INVOICE SUMMARY

For services from August 27, 2022 through September 30, 2022, for Sun Valley Water & Sewer District Engineering Services.

ON-CALL SERVICES LABOR

See individual invoice D3535901-014 for labor breakdown.

Total Labor

\$2,595.93

ALTITUDE VALVE REPLACEMENT LABOR

See individual invoice D3535903-005 for labor breakdown.

Total Labor

\$2,974.81

WHITE CLOUDS WATERLINE INTERTIE

See individual invoice D3535904-001 for labor breakdown.

Total Labor

\$6,060.15

EXPENSES

None this period

Total Expenses

\$0.00

Total Amount Due

\$11,630.89

4-03-41-2595.93
1-68-009034.96

N

Jacobs Engineering Support Services Summary September 2022

Attention:	Pat McMahon, General Manager	Jacobs Engineering Group, Inc
Company:	Sun Valley Water and Sewer District	999 W. Main St
Prepared by:	Alyce Tolman, P.E.	Suite 1200
Copies to:	Marybeth Collins, Office Manager	Boise, ID 83702
Date:	October 6, 2022	United States
		T +1.208.383.6208

The purpose of this memorandum is to provide the District with a summary of engineering activities for the period noted above.

Admin, General Consulting, and On-Call Engineering Services

Activities include:

- General project management and administration.
- General communication/coordination with staff and District staff.
- Continued progress on review of ITD SH 75 Utility Plans.
- Final review of Spell Residence Water and Sewer plans; coordination on IDEQ approval.
- Continued investigation into the McHanville Lift Station and St. Luke's Lift station.
- Review of Backpay Tank rehabilitation and improvements proposal.
- Development of White Clouds Project Understanding
- Final communications and coordinate to obtain Sunshine Townhomes CAD files.
- Initial coordination for water and sewer service locations for Festival Meadows proposed restroom.

Altitude Valve Replacement – Phase 2 Services

- Finalized 50% conceptual design drawings and provided to the District for review.

White Clouds Waterline Intertie Services

- Completed project start up and project kickoff meeting with staff.
- Completed a review of the survey information provided by Benchmark and investigated available record drawings.
- Completed initial CAD drawing setup and began layout of preliminary alignment.
- Prepped for and developed materials needed for project site visit.

FERGUSON®

WATERWORKS

6715 WEST OVERLAND DRIVE
IDAHO FALLS, ID 83402-5700

INVOICE NUMBER	TOTAL DUE	CUSTOMER	PAGE
0783675	\$4,583.07	50304	1 of 1

**PLEASE REFER TO INVOICE NUMBER WHEN
MAKING PAYMENT AND REMIT TO:**

FERGUSON WATERWORKS #1701
PO BOX 802817
CHICAGO, IL 60680-2817

Please contact with Questions: 208-528-7490

SHIP TO:

SUN VALLEY WATER & SEWER
49 LARRYS LANE
SUN VALLEY, ID 83353

12357 1 MB 0.515 E0226X I0286 D9704481557 S2 P9270191 0001:0001



SUN VALLEY WTER & SWER DSTRIC
METER ACCOUNT
PO BOX 2410
SUN VALLEY ID 83353-2410


SHIP WHSE.	SELL WHSE.	TAX CODE	CUSTOMER ORDER NUMBER	SALESMAN	JOB NAME	INVOICE DATE	BATCH
1987	1987	IDE	CHRIS	CMF	// METER ACCOUNT //	09/19/22	ID 42715
ORDERED	SHIPPED	ITEM NUMBER	DESCRIPTION	UNIT PRICE	UM	AMOUNT	
24	24	SI3S8GLXX	LF 3/4 IPERL 1MG SM 6 3W	190.060	EA	4561.44	
			INVOICE SUB-TOTAL			4561.44	
			FREIGHT			21.63	
<p>LEAD LAW WARNING: IT IS ILLEGAL TO INSTALL PRODUCTS THAT ARE NOT "LEAD FREE" IN ACCORDANCE WITH US FEDERAL OR OTHER APPLICABLE LAW IN POTABLE WATER SYSTEMS ANTICIPATED FOR HUMAN CONSUMPTION. PRODUCTS WITH "NP" IN THE DESCRIPTION ARE NOT LEAD FREE AND CAN ONLY BE INSTALLED IN NON-POTABLE APPLICATIONS. BUYER IS SOLELY RESPONSIBLE FOR PRODUCT SELECTION.</p>							

*(-68-00)
W*

9.30.22

Looking for a more convenient way to pay your bill?

Log in to [Ferguson.com](https://www.ferguson.com) and request access to Online Bill Pay.



TERMS: NET 10TH PROX	ORIGINAL INVOICE	TOTAL DUE	\$4,583.07
----------------------	------------------	-----------	------------

All past due amounts are subject to a service charge of 1.5% per month, or the maximum allowed by law, if lower. If Buyer fails to pay within terms, then in addition to other remedies, Buyer agrees to pay Seller all costs of collection, including reasonable attorney fees. Complete terms and conditions are available upon request or at <https://www.ferguson.com/content/website-info/terms-of-sale>, incorporated by reference. Seller may convert checks to ACH. *Any reference to or incorporation of Executive Order 14042 and/or the EO-implementing Federal clauses (FAR 52.223 -99 and/or DFARS 252.223-7999) is expressly rejected by Seller and shall not apply as Seller is a materials supplier and therefore exempt under the Executive Order.*

The Terra Group
PO Box 1115
Ketchum, ID 83340

208 726-4565 (phone)
carol@terragroupsv.com



Bill To
SVWSD
C/O: Pat McMahon
McHanville Water and Sewer

Invoice

Date
9/30/2022

Invoice #
13742

Description	Qty	Rate	Serviced	Amount
Install meter at Atelier Sprinkler supplies	6	60.00 54.90	9/12/2022	360.00 54.90
Install meter at Elkhorn Springs Sprinkler supplies	10	60.00 561.21	9/8/2022	600.00 561.21

1-68-00
✓

Total

\$1,576.11



Boise Office
999 W. Main Street, Suite 1200
Boise, ID 83702
Tel (208) 345-5310

REMIT TO:

Jacobs Engineering Group Inc
c/o Bank of America
800 Market Street
Lockbox 18713F
St. Louis, MO 63150-8713

ACH or Wire Transfer:
ABA Routing Number: 111000012
Bank Account Number: 3750916030

Sun Valley Water & Sewer District
Attention: Pat McMahon, General Manager
P.O. Box 2410
Sun Valley ID 83353

Date: 10/6/2022
Project No.: D3535904
Client No.: 865
Invoice No.: D3535904-001

INVOICE

For services from August 27, 2022 through September 30, 2022, for Sun Valley Water & Sewer District Engineering Services.

White Clouds Waterline Intertie

LABOR

<u>Employee Name</u>	<u>Hours</u>	<u>Bill Rate</u>	<u>Amount</u>
Tolman, Alyce Danielle	4.00	\$142.45	\$569.81
Glasse, Corey Lewis	5.25	\$97.88	\$513.87
Hays, Leann R	29.75	\$164.77	\$4,901.91
Oye, Janet Lea	1.00	\$74.56	\$74.56
Total Labor	40.00		\$6,060.15

EXPENSES

None this period

Total Expenses \$0.00

Total Amount Due \$6,060.15

Current Amount	\$6,060.15
Previously Invoiced	\$0.00
Total Invoiced	\$6,060.15



Boise Office
 999 W. Main Street, Suite 1200
 Boise, ID 83702
 Tel (208) 345-5310

REMIT TO:
 Jacobs Engineering Group Inc
 c/o Bank of America
 800 Market Street
 Lockbox 18713F
 St. Louis, MO 63150-8713

ACH or Wire Transfer:
 ABA Routing Number: 111000012
 Bank Account Number: 3750916030

Sun Valley Water & Sewer District
 Attention: Pat McMahon, General Manager
 P.O. Box 2410
 Sun Valley ID 83353

Date: 10/6/2022
 Project No.: D3535903
 Client No.: 865
 Invoice No.: D3535903-005

INVOICE

For services from August 27, 2022 through September 30, 2022, for Sun Valley Water & Sewer District Engineering Services.

Altitude Valve Replacement

LABOR

Employee Name	Hours	Bill Rate	Amount
Glassey, Corey Lewis	8.25	\$97.87	\$807.43
Oye, Janet Lea	3.25	\$74.56	\$242.32
Solecki, Steven James	0.50	\$140.55	\$70.27
Tolman, Alyce Danielle	2.00	\$142.45	\$284.90
Wiskus, John E	7.00	\$224.27	\$1,569.89
Total Labor	21.00		\$2,974.81

EXPENSES

None this period

Total Expenses \$0.00

Total Amount Due \$2,974.81

Current Amount	\$2,974.81
Previously Invoiced	\$29,628.18
Total Invoiced	\$32,602.99

Report Criteria:

Report type: GL detail

Vendor.Name = (NOT LIKE) "DIG LINE"

Invoice Detail.GL Account = "6743507600","6743507610","6743507800","6743507811","6743507812"

GL Period	Check Issue Date	Check Number	Payee	Invoice Number	Invoice GL Account	Check Amount
09/22	09/30/2022	89076	HDR ENGINEERING, INC.	1200462631	67-4350-7811	2,457.06
Grand Totals:						2,457.06

District Portion 1,228.93



HDR Engineering, Inc.
Boise, ID, 83706-6659
Phone: (208) 387-7000

67-4350-7811
MUM
435004
Contract # 20576

Invoice

1917 S. 67th Street
Omaha, NE 68106-2973
Please send remittance with copy of invoice to:
P.O. Box 74008202
Chicago, IL 60674-8202
ACH/EFT Payments Bank of America ML US
ABA# 081000032
Account# 355004076604

To: Mick Mummert
City of Ketchum-SVWSD
P.O. Box 2315
Ketchum, ID 83340

FINAL Invoice No. 1200462631
Invoice Date September 14, 2022
Period Ending September 6, 2022
Project No.: 10272965 HDR \$2,457.06
Due This Invoice \$2,457.06

Client: 7024

HDR Professional Services from: June 26, 2022 - September 6, 2022
Project Name: Ketchum/Sun Valley Water & Sewer District
Wastewater Facility Planning Study, Ketchum, Idaho
Task Order No.: 13
Billing No. 19

Task 100 Proj Mgmt		
DIRECT LABOR:	Current Hours	Current Amount
Personnel		
Bjerke, Brad	1.00	\$243.00
Jensen, Crystal	2.00	\$326.00
Reed, Cheryl	5.50	\$704.00
Thomas, Kody	10.00	\$1,030.00
Totals:	18.50	\$2,303.00
DIRECT EXPENSES:		Current Amount
Travel Expenses		\$162.87
Total Expenses:		\$162.87
Adjustment to agreement amount:		(\$8.81)
Task 100 Proj Mgmt		\$2,457.06

TOTAL AMOUNT DUE THIS INVOICE \$2,457.06

Task Summary						
	Invoiced this period	Invoiced Previously	Invoiced To Date	Contract Total	Remaining Budget	
Task 100 Proj Mgmt	\$2,457.06	\$18,480.91	\$20,937.97	\$20,800.00	(\$137.97)	100.7%
Task 200 Chapters 1, 2 & 3	\$0.00	\$34,361.54	\$34,361.54	\$34,361.53	(\$0.01)	100.0%
Task 300 Chapters 4, 5 & 6	\$0.00	\$52,468.50	\$52,468.50	\$52,468.50	\$0.00	100.0%
Task 400 Chapters 7 & 8	\$0.00	\$37,032.00	\$37,032.00	\$37,169.97	\$137.97	99.6%
	\$2,457.06	\$142,342.95	\$144,800.00	\$144,800.00	(\$0.00)	100.0%



September 14, 2022

Mick Mummert
City of Ketchum
P.O. Box 2315
Ketchum, ID 83340

Subject: Ketchum/Sun Valley Water & Sewer District – Wastewater Facility Planning Study
Status Report and Invoice for June 26, 2022 to September 6, 2022

Dear Mr. Mummert:

Enclosed is a copy of our billing for engineering services for the wastewater facility planning study project during the invoicing period. The invoice for this period is \$2,457.06. Provided below is a summary of the work completed for each task and budget tracking during this billing cycle.

Task 100 – Project Management

Activities performed during this invoicing period include:

- Project set up.
- Monthly invoicing and progress report
- Staff management and QC

Task 200 – FPS Chapters 1, 2 and 3 (complete)

Activities performed included:

- Preparation of Chapter 1 – Planning Criteria (draft complete)
- Preparation of Chapter 2 – Wastewater Flows and Loads (draft complete)
- Preparation of Chapter 3 – Current Plant Capacity and Performance (draft complete)
- PowerPoint presentation at Workshop for Chapters 1, 2, and 3 on June 17th (completed)
- FPS chapter 1, 2, and 3 reworked draft delivered to Ketchum/SVWSD (completed)

Task 300 – FPS Chapters 4, 5 and 6 (complete)

Activities performed included:

- Preparation of Chapter 4 – Liquid Stream Upgrade Alternatives and Reuse
- Preparation of Chapter 5 – Solids Handling Upgrade Alternatives and Biosolids Disposal
- Preparation of Chapter 6 – Support Facilities
- PowerPoint presentation Workshop for Chapters 4, 5, and 6 was conducted on January 26, 2022 and again on May 24, 2022. Draft Chapter 4, 5, and 6 delivered (May 25, 2022).

Task 400 – FPS Chapters 7 (complete)

Activities performed included:

- Preparation of Chapter 7 – Implementation Plan
- City of Ketchum special public hearing virtual meetings on July 13 and 14
- Modified the CIP for focused 5-year program costs
- Worked on SVWSD sewer rates spreadsheet
- Preparation of final Ketchum/SVWSD WRF Facility Planning Study report for submission to IDEQ

Budget Tracking

A summary of percent spent for the Wastewater Facility Planning Study work is shown below.

- Task 100: Project Management, 100% spent, 100% complete.
- Task 200: FPS Chapters 1, 2 and 3, 100% spent, 100% complete.



City of Ketchum | Status Report
 Invoicing Period from June 26th thru July 30, 2022

- Task 300: FPS Chapters 4, 5 and 6, 100% spent, 100% complete.
- Task 400: FPS Chapters 7 and final presentations, 99.6% spent, 100% complete.

Our invoice includes a project Task summary as shown below.

Task Summary						
	Invoiced this period	Invoiced Previously	Invoiced To Date	Contract Total	Remaining Budget	
Task 100 Proj Mgmt	\$2,457.06	\$18,480.91	\$20,937.97	\$20,800.00	(\$137.97)	100.7%
Task 200 Chapters 1, 2 & 3	\$0.00	\$34,361.54	\$34,361.54	\$34,361.53	(\$0.01)	100.0%
Task 300 Chapters 4, 5 & 6	\$0.00	\$52,468.50	\$52,468.50	\$52,468.50	\$0.00	100.0%
Task 400 Chapters 7 & 8	\$0.00	\$37,032.00	\$37,032.00	\$37,169.97	\$137.97	99.6%
	\$2,457.06	\$142,342.95	\$144,800.00	\$144,800.00	(\$0.00)	100.0%

We appreciate the opportunity to assist you with the Wastewater Facility Planning Study project. If you have questions or comments, please do not hesitate to call me at 208-387-7073.

Sincerely,

HDR ENGINEERING, INC.

Brad Bjerke, PE
 Project Manager

Enclosure

cc: Pepi Ursillo/Water BG Manager

Report Criteria:

Detail report type printed

Vendor Number	Name	Invoice Number	Description	Seq	Invoice Date	Invoice Amount	Discount Amount	Check Amount	Check Number	Check Issue Date
35	Anderson, Anthony	080722JB	HEALTH INSURANCE EX	1	08/07/2022	110.19	.00	110.19	Multiple	Multiple
Total 35:						110.19	.00	110.19		
60	AWWA	7002042122	DUES-12/1/22-11/30/23-P	1	07/27/2022	389.00	.00	389.00	17214	09/19/2022
Total 60:						389.00	.00	389.00		
70	Banyan Technology Inc.	20947	CONSULTING - COMPUT	1	09/02/2022	1,020.00	.00	1,020.00	17215	09/19/2022
		20947	WATER R/M - INSTALL NE	2	09/02/2022	513.30	.00	513.30	17215	09/19/2022
		20947	OFC SUP - SETUP CAME	3	09/02/2022	789.20	.00	789.20	17215	09/19/2022
		20947	KPSI PRESSURE TRANS	4	09/02/2022	2,438.00	.00	2,438.00	17215	09/19/2022
Total 70:						4,760.50	.00	4,760.50		
111	BLAINE COUNTY	406	MAPPING PROJECT - MAI	1	08/30/2022	3,272.35	.00	3,272.35	17216	09/19/2022
Total 111:						3,272.35	.00	3,272.35		
125	Blue Printing	13366	CONSULTING - SUN VALL	1	08/25/2022	280.37	.00	280.37	17217	09/19/2022
		13366	CREDIT TO REMOVE TAX	2	08/25/2022	20.77	.00	20.77	17217	09/19/2022
Total 125:						259.60	.00	259.60		
175	CASELLE INC.	119397	CONTRACT SUPPORT-10	1	09/01/2022	630.00	.00	630.00	9202201	09/20/2022
Total 175:						630.00	.00	630.00		
181	C.H. SPENCER AND COM	401039722	WATER R/M - WELL 13 BA	1	09/03/2022	148.75	.00	148.75	Multiple	Multiple
Total 181:						148.75	.00	148.75		
192	CLEARWATER LANDSCA	22-083382	GROUNDS R/M - TURF M	1	08/15/2022	225.00	.00	225.00	17219	09/19/2022
Total 192:						225.00	.00	225.00		
220	COX BUSINESS SERVICE	091322	INTERNET SERVICE- SE	1	09/13/2022	119.00	.00	119.00	9262201	09/26/2022
Total 220:						119.00	.00	119.00		
237	Data Tel Communications	33667	TELEPHONE EXP - FAX M	1	08/31/2022	95.00	.00	95.00	17220	09/19/2022
Total 237:						95.00	.00	95.00		
270	Dig Line Inc	0068861-IN	DUES & SUBSCRIPTIONS	1	08/31/2022	410.16	.00	410.16	17221	09/19/2022
Total 270:						410.16	.00	410.16		
297	FERGUSON ENTERPRIS	0819504-4	INVENTORY -5-1/4 SAF F	1	08/29/2022	356.90	.00	356.90	17223	09/19/2022
		0831782	WATER R/M - SADDLE RD	1	08/30/2022	5,478.34	.00	5,478.34	17223	09/19/2022
Total 297:						5,835.24	.00	5,835.24		
405	ICRMP	10016-2023-	1/2 OF PREPAID EXP-10/1	1	09/01/2022	24,174.00	.00	24,174.00	17225	09/19/2022

Vendor Number	Name	Invoice Number	Description	Seq	Invoice Date	Invoice Amount	Discount Amount	Check Amount	Check Number	Check Issue Date
Total 405:						24,174.00	.00	24,174.00		
409	IDAHO DEQ	20231618-Q	OCT/NOV/DEC-DRINKING	1	09/01/2022	1,096.00	.00	1,096.00	17226	09/19/2022
Total 409:						1,096.00	.00	1,096.00		
425	EXPRESS PUBLISHING I	12652033	LEGAL NOTICE/BUDGET	1	08/10/2022	315.36	.00	315.36	17222	09/19/2022
Total 425:						315.36	.00	315.36		
430	Idaho Power	092722	SYSTEM UTILITIES-WHIT	1	09/27/2022	2,024.68	.00	2,024.68	10072201	10/07/2022
		092722	SYSTEM UTILITIES-BACK	2	09/27/2022	8.43	.00	8.43	10072201	10/07/2022
		092722	SYSTEM UTILITIES-LOT 1	3	09/27/2022	5.16	.00	5.16	10072201	10/07/2022
		092722	SYSTEM UTILITIES-SAGE	4	09/27/2022	341.45	.00	341.45	10072201	10/07/2022
		092722	SYSTEM UTILITIES-WELL	5	09/27/2022	2,123.15	.00	2,123.15	10072201	10/07/2022
		092722	SYSTEM UTILITIES-SAGE	6	09/27/2022	7.95	.00	7.95	10072201	10/07/2022
		092722	SYSTEM UTILITIES-SKYL	7	09/27/2022	8.43	.00	8.43	10072201	10/07/2022
		092722	SYSTEM UTILITIES-ELKH	8	09/27/2022	29.94	.00	29.94	10072201	10/07/2022
		092722	SYSTEM UTILITIES-REUS	9	09/27/2022	3,315.56	.00	3,315.56	10072201	10/07/2022
		092722	SYSTEM UTILITIES-WELL	10	09/27/2022	1,331.95	.00	1,331.95	10072201	10/07/2022
		092722	SYSTEM UTILITIES-WELL	11	09/27/2022	7,096.30	.00	7,096.30	10072201	10/07/2022
		092722	SYSTEM UTILITIES-WELL	12	09/27/2022	3,144.03	.00	3,144.03	10072201	10/07/2022
		092722	SYSTEM UTILITIES-WELL	13	09/27/2022	3,164.35	.00	3,164.35	10072201	10/07/2022
		092722	SYSTEM UTILITIES-MCH	14	09/27/2022	102.80	.00	102.80	10072201	10/07/2022
		092722	SYSTEM UTILITIES-ST LU	15	09/27/2022	81.82	.00	81.82	10072201	10/07/2022
		092722	SYSTEM UTILITIES-LANE	16	09/27/2022	126.74	.00	126.74	10072201	10/07/2022
		092722	SYSTEM UTILITIES-WELL	17	09/27/2022	1,797.87	.00	1,797.87	10072201	10/07/2022
		092722	SYSTEM UTILITIES-DOLL	18	09/27/2022	8.32	.00	8.32	10072201	10/07/2022
		092722	SYSTEM UTILITIES-WHIT	19	09/27/2022	7.82	.00	7.82	10072201	10/07/2022
		092722	SYSTEM UTILITIES-SKYL	20	09/27/2022	291.72	.00	291.72	10072201	10/07/2022
		092722	SYSTEM UTILITIES-DOLL	21	09/27/2022	2,804.19	.00	2,804.19	10072201	10/07/2022
		092722	SYSTEM UTILITIES-HQ	22	09/27/2022	145.33	.00	145.33	10072201	10/07/2022
		092722	SYSTEM UTILITIES-SUN	23	09/27/2022	19.52	.00	19.52	10072201	10/07/2022
		092722	SYSTEM UTILITIES-SAGE	24	09/27/2022	2,360.68	.00	2,360.68	10072201	10/07/2022
		092722	SYSTEM UTILITIES-WELL	25	09/27/2022	2,537.07	.00	2,537.07	10072201	10/07/2022
		092722	SYSTEM UTILITIES-WELL	26	09/27/2022	42.39	.00	42.39	10072201	10/07/2022
		092722	SYSTEM UTILITIES-WELL	27	09/27/2022	665.96	.00	665.96	10072201	10/07/2022
		092722	SYSTEM UTILITIES-WELL	28	09/27/2022	10.80	.00	10.80	10072201	10/07/2022
		092722	SYSTEM UTILITIES-WELL	29	09/27/2022	746.07	.00	746.07	10072201	10/07/2022
		092722	SYSTEM UTILITIES-WELL	30	09/27/2022	58.58	.00	58.58	10072201	10/07/2022
		092722	SYSTEM UTILITIES-BACK	31	09/27/2022	757.85	.00	757.85	10072201	10/07/2022
		092722	SYSTEM UTILITIES-SUN	32	09/27/2022	7.70	.00	7.70	10072201	10/07/2022
Total 430:						35,174.61	.00	35,174.61		
443	IDAHO WATER USERS A	HEADGATE	HEADGATE GLASS - MB	1	10/10/2022	1,000.00	.00	1,000.00	17255	10/11/2022
Total 443:						1,000.00	.00	1,000.00		
490	Joe's Backhoe Service, Inc	7421296	WATER R/M - WATERLINE	1	08/24/2022	4,749.00	.00	4,749.00	17229	09/19/2022
		7421372	WIP WATER - ALTITUDE V	1	09/09/2022	580.00	.00	580.00	17229	09/19/2022
Total 490:						5,329.00	.00	5,329.00		
515	Ketchum, City of	083122KSTP	KSTP OPERATINGS/AUG	1	08/31/2022	59,863.46	.00	59,863.46	17230	09/19/2022
		083122KSTP	CAPITAL EXP-ENZ USA -	2	08/31/2022	283.10	.00	283.10	17230	09/19/2022

Check issue dates: 9/19/2022 - 10/16/2022

Oct 14, 2022 10:03AM

Vendor Number	Invoice Number	Description	Seq	Invoice Date	Invoice Amount	Discount Amount	Check Amount	Check Number	Issue Date
---------------	----------------	-------------	-----	--------------	----------------	-----------------	--------------	--------------	------------

083122KSTP	CAPITAL EXP-HDR - WAS	3	08/31/2022	8,871.87	.00	8,871.87	17230	09/19/2022
------------	-----------------------	---	------------	----------	-----	----------	-------	------------

Total 515:

69,018.43

575	Magic Valley Labs, Inc	1	08/26/2022	6,105.00	.00	6,105.00	17231	09/19/2022
-----	------------------------	---	------------	----------	-----	----------	-------	------------

Total 575:

6,105.00

620	MUELLER SYSTEMS	1	09/01/2022	1,029.00	.00	1,029.00	17232	09/19/2022
-----	-----------------	---	------------	----------	-----	----------	-------	------------

Total 620:

1,029.00

624	H.D. FOWLER COMPANY	1	08/25/2022	880.35	.00	880.35	17224	09/19/2022
		2	08/25/2022	176.07	.00	176.07	17224	09/19/2022

Total 624:

1,056.42

636	NEUNER, ANDY	1	10/11/2022	54.04	.00	54.04	17253	10/11/2022
-----	--------------	---	------------	-------	-----	-------	-------	------------

Total 636:

54.04

655	Ohio Gulch Transfer Station	1	09/08/2022	1.30	.00	1.30	17234	09/19/2022
-----	-----------------------------	---	------------	------	-----	------	-------	------------

Total 655:

1.30

735	River Run Auto Parts	1	09/14/2022	24.99	.00	24.99	17235	09/19/2022
-----	----------------------	---	------------	-------	-----	-------	-------	------------

Total 735:

24.99

886	THE WATER REPORT	1	08/16/2022	299.00	.00	299.00	17237	09/19/2022
-----	------------------	---	------------	--------	-----	--------	-------	------------

Total 886:

299.00

915	Christensen Inc. dba Unite	1	09/15/2022	357.81	.00	357.81	17238	09/19/2022
		1	09/30/2022	497.09	.00	497.09	17252	10/05/2022
		1	09/27/2022	380.80	.00	380.80	17252	10/05/2022

Total 915:

1,235.70

935	USA Blue Book	1	08/24/2022	185.79	.00	185.79	17239	09/19/2022
-----	---------------	---	------------	--------	-----	--------	-------	------------

Total 935:

185.79

975	Verizon Wireless	1	09/12/2022	71.56	.00	71.56	10102201	10/10/2022
-----	------------------	---	------------	-------	-----	-------	----------	------------

Total 975:

71.56

1005	Walton, Douglas	1	09/10/2022	8,102.01	.00	8,102.01	17241	09/19/2022
------	-----------------	---	------------	----------	-----	----------	-------	------------

Total 1005:

8,102.01

1035	Wells Fargo Payment Remi	1	09/12/2022	134.01	.00	134.01	9302201	09/30/2022
		2	09/12/2022	475.97	.00	475.97	9302201	09/30/2022
		3	09/12/2022	212.99	.00	212.99	9302201	09/30/2022
		4	09/12/2022	62.99	.00	62.99	9302201	09/30/2022

Total 1035:

875.97

Vendor Number	Name	Invoice Number	Description	Seq	Invoice Date	Invoice Amount	Discount Amount	Check Amount	Check Number	Check Issue Date
Total 1035:						885.96	.00	885.96		
1037	Western States Equipment	IN002113848	LANE RANCH LIFT GENE	1	08/16/2022	569.54	.00	569.54	17242	09/19/2022
		IN002113851	SEWER R/M MCHANVILL	1	08/16/2022	564.20	.00	564.20	17242	09/19/2022
		IN002115537	WATER R/M- CRANKSHA	1	08/17/2022	8.02	.00	8.02	17242	09/19/2022
		IN002116969	WATER R/M - PM2 AND OI	1	08/18/2022	579.74	.00	579.74	17242	09/19/2022
		IN002116979	WATER R/M- WELL 13 - P	1	08/18/2022	574.97	.00	574.97	17242	09/19/2022
		IN002116987	WATER R/M- WELL 2 - PM	1	08/18/2022	576.52	.00	576.52	17242	09/19/2022
		IN002117001	WATER R/M - PM2 AND OI	1	08/18/2022	576.46	.00	576.46	17242	09/19/2022
		IN002117002	WATER R/M - DOLLAR PU	1	08/18/2022	700.35	.00	700.35	17242	09/19/2022
		IN002125632	WATER R/M - WELL 12	1	08/26/2022	576.63	.00	576.63	17242	09/19/2022
		IN002129610	WATER R/M - WELL 10 -	1	08/30/2022	784.16	.00	784.16	17242	09/19/2022
Total 1037:						5,510.59	.00	5,510.59		
1093	JEANENE M PARKER	082422	HEALTH INS EXP - EOB 8	1	08/24/2022	25.34	.00	25.34	17228	09/19/2022
		091122	HEALTH INS EXP - SEPT	1	09/11/2022	207.71	.00	207.71	17228	09/19/2022
Total 1093:						233.05	.00	233.05		
1111	VALLEY WIDE COOPERA	60774	OP SUPP - PALLET XTRA	1	08/26/2022	304.50	.00	304.50	17240	09/19/2022
Total 1111:						304.50	.00	304.50		
1124	NATIVE EVERGREEN	2209-189	WATER R/M - LURIE JUN	1	09/14/2022	1,139.58	.00	1,139.58	17233	09/19/2022
Total 1124:						1,139.58	.00	1,139.58		
1126	JACOBS ENGINEERING	D3535901-01	CONSULTING - UTILITY P	1	09/09/2022	5,535.91	.00	5,535.91	17227	09/19/2022
		D3535903-00	WIP WATER - ALTITUDE V	1	09/09/2022	11,601.98	.00	11,601.98	17227	09/19/2022
Total 1126:						17,137.89	.00	17,137.89		
1129	AT&T MOBILITY	2873098460	WATER R/M	1	09/23/2022	1,205.12	.00	1,205.12	10142201	10/14/2022
		2873098460	SEWER R/M	2	09/23/2022	215.20	.00	215.20	10142201	10/14/2022
Total 1129:						1,420.32	.00	1,420.32		
1145	STOREY CONSTRUCTIO	121	WATER R/M - HYDRANT P	1	09/02/2022	4,100.00	.00	4,100.00	17236	09/19/2022
Total 1145:						4,100.00	.00	4,100.00		
Grand Totals:						201,258.89	.00	201,258.89		

Report Criteria:

Check Issue Date	Payee	Employee Number	Reference Number	Check Number	M	Gross	Expense	FICA	FWT	SWT	Deductions	Net	D	Info	F/T
09/11/2022															
PC															
09/15/2022	Anderson, Anthony F.	3	1	9152201		2,820.74	.00	215.79-	238.45-	89.00-	201.96-	2,075.54-	D		.00
09/15/2022	Benson, Christopher N.	4	2	9152202		3,785.52	.00	289.59-	279.28-	114.00-	661.04-	2,441.61-	D		.00
09/15/2022	Neuner, Andrew J.	5	3	9152203		2,612.79	.00	199.88-	199.32-	87.00-	277.08-	1,849.51-	D		.00
09/15/2022	Parker, Jeanene	46	4	9152205		2,476.12	.00	189.42-	142.65-	66.00-	227.29-	1,850.76-	D		.00
09/15/2022	MARY ELIZABETH COLLIN	48	5	9152206		2,629.20	.00	201.13-	237.40-	93.00-	451.17-	1,646.50-	D		.00
09/15/2022	McMahon, Patrick J.	7	6	9152204		4,487.43	.00	343.29-	722.62-	230.00-	321.30-	2,870.22-	D		.00
Total PC:		113				18,811.80	.00	1,439.10-	1,819.72-	679.00-	2,139.84-	12,734.14-			.00
			6	6											

PC Hours Units Types Summary

PC	Pay Code Title	Hours	Units	Net Type	Amount	D	Info Type	Amount
1-00	Regular Pay	207.00	.00	Direct Deposit Net	12,734.14-	D	Informational	.00
2-00	Overtime Pay	14.50	.00	Net	.00		Info Tips Reported	.00
3-01	Vacation Pay	36.00	.00				Fringe Benefit	.00
4-01	Sick Leave Pay	1.00	.00					
6-00	On Call	.00	14.00					
7-00	Holiday Pay	24.00	.00					
Totals:		282.50	14.00		12,734.14-			.00

Total 09/11/2022:		113			18,811.80	.00	1,439.10-	1,819.72-	679.00-	2,139.84-	12,734.14-			.00
			6	6										

09/11/2022 Hours Units Types Summary

PC	Pay Code Title	Hours	Units	Net Type	Amount	D	Info Type	Amount
1-00	Regular Pay	207.00	.00	Direct Deposit Net	12,734.14-	D	Informational	.00
2-00	Overtime Pay	14.50	.00	Net	.00		Info Tips Reported	.00
3-01	Vacation Pay	36.00	.00				Fringe Benefit	.00

PC	Pay Code Title	Hours	Units	Net Type	Amount	D	Info Type	Amount
4-01	Sick Leave Pay	1.00	.00					
6-00	On Call	.00	14.00					
7-00	Holiday Pay	24.00	.00					
Totals:		<u>282.50</u>	<u>14.00</u>		<u>12,734.14-</u>			<u>.00</u>

Grand Totals:	113	18,811.80	.00	1,439.10	1,819.72	679.00	2,139.84	12,734.14	.00
	6								

Grand Totals Hours Units Types Summary

PC	Pay Code Title	Hours	Units	Net Type	Amount	D	Info Type	Amount
1-00	Regular Pay	207.00	.00	Direct Deposit Net	12,734.14	D	Informational	.00
2-00	Overtime Pay	14.50	.00	Net	.00		Info Tips Reported	.00
3-01	Vacation Pay	36.00	.00				Fringe Benefit	.00
4-01	Sick Leave Pay	1.00	.00					
6-00	On Call	.00	14.00					
7-00	Holiday Pay	24.00	.00					
Totals:		282.50	14.00		12,734.14			.00

Report Criteria:

Check Issue Date	Payee	Employee Number	Reference Number	Check Number	M	Gross	Expense	FICA	FWT	SWT	Deductions	Net	D	Info	F/T
09/25/2022															
PC															
09/29/2022	Anderson, Anthony F.	3	1	9292201		2,770.74	.00	211.97-	232.88-	86.00-	198.38-	2,041.51-	D		.00
09/29/2022	Benson, Christopher N.	4	2	9292202		3,038.10	.00	232.41-	196.01-	69.00-	607.53-	1,933.15-	D		.00
09/29/2022	Brown, Douglas P	190	3	17244		300.00	.00	22.95-	.00	.00	21.48-	255.57-	D		.00
09/29/2022	Lake, James A	202	4	9292208		200.00	.00	15.30-	.00	.00	14.32-	170.38-	D		.00
09/29/2022	Loyd, James D.	130	5	17243		300.00	.00	22.95-	.00	.00	.00	277.05-	D		.00
09/29/2022	MARY ELIZABETH COLLIN	48	6	9292206		2,979.20	.00	227.91-	301.18-	112.00-	511.23-	1,826.88-	D		.00
09/29/2022	McMahon, Patrick J.	7	7	9292204		4,487.43	.00	343.29-	722.62-	230.00-	321.30-	2,870.22-	D		.00
09/29/2022	Neuner, Andrew J.	5	8	9292203		2,684.65	.00	205.38-	214.00-	92.00-	282.22-	1,891.05-	D		.00
09/29/2022	Parker, Jeanene	46	9	9292205		2,476.12	.00	189.42-	142.65-	66.00-	227.29-	1,850.76-	D		.00
09/29/2022	PETER M HENDRICKS	203	10	9292209		300.00	.00	22.95-	.00	.00	21.48-	255.57-	D		.00
09/29/2022	Webking, Frederick W	201	11	9292207		300.00	.00	22.95-	.00	.00	21.48-	255.57-	D		.00
Total PC:		1039				19,836.24	.00	1,517.48-	1,809.34-	655.00-	2,226.71-	13,627.71-			.00
			11	11											

PC Hours Units Types Summary

PC	Pay Code Title	Hours	Units	Net Type	Amount	D	Info Type	Amount
1-00	Regular Pay	245.00	.00	Direct Deposit Net	13,095.09-	D	Informational	.00
2-00	Overtime Pay	7.50	.00	Net	532.62-		Info Tips Reported	.00
3-01	Vacation Pay	13.00	.00				Fringe Benefit	.00
4-01	Sick Leave Pay	3.00	.00					
6-00	On Call	.00	14.00					
9-01	Comp Time Pay	1.00	.00					
Totals:		269.50	14.00		13,627.71-			.00

Total 09/25/2022:		1039				19,836.24	.00	1,517.48-	1,809.34-	655.00-	2,226.71-	13,627.71-			.00
			11	11											

09/25/2022 Hours Units Types Summary

PC	Pay Code Title	Hours	Units	Net Type	Amount	D	Info Type	Amount
1-00	Regular Pay	245.00	.00	Direct Deposit Net	13,095.09-	D	Informational	.00
2-00	Overtime Pay	7.50	.00	Net	532.62-		Info Tips Reported	.00
3-01	Vacation Pay	13.00	.00				Fringe Benefit	.00
4-01	Sick Leave Pay	3.00	.00					
6-00	On Call	.00	14.00					
9-01	Comp Time Pay	1.00	.00					
Totals:		<u>269.50</u>	<u>14.00</u>		<u>13,627.71-</u>			<u>.00</u>

Grand Totals:	1039		19,836.24	00	1,517.48-	1,809.34-	655.00-	2,226.71-	13,627.71-	00
		11	11							

Grand Totals Hours Units Types Summary

PC	Pay Code Title	Hours	Units	Net Type	Amount	D	Info Type	Amount
1-00	Regular Pay	245.00	.00	Direct Deposit Net	13,095.09-	D	Informational	.00
2-00	Overtime Pay	7.50	.00	Net	532.62-		Info Tips Reported	.00
3-01	Vacation Pay	13.00	.00				Fringe Benefit	.00
4-01	Sick Leave Pay	3.00	.00					
6-00	On Call	.00	14.00					
9-01	Comp Time Pay	1.00	.00					
Totals:		269.50	14.00		13,627.71-			.00



Prepared For	SUN VALLEY WATER PJ MCMAHON
Account Number	4856 2001 1902 4886
Statement Closing Date	09/12/22
Days in Billing Cycle	31
Next Statement Date	10/13/22

For Customer Service Call:
800-225-5935

Inquiries or Questions:
Wells Fargo SBL PO Box 29482
Phoenix, AZ 85038-8650

Payments:
Payment Remittance Center PO Box 77033
Minneapolis, MN 55480-7733

Credit Line	\$9,000
Available Credit	\$8,114

Payment Information

New Balance	\$885.96
Current Payment Due (Minimum Payment)	\$25.00
Current Payment Due Date	10/07/22

If you wish to pay off your balance in full: The balance noted on your statement is not the payoff amount. Please call 800-225-5935 for payoff information.

Account Summary

Previous Balance	\$448.52
Credits	\$0.00
Payments	\$448.52
Purchases & Other Charges	+ \$885.96
Cash Advances	+ \$0.00
Finance Charges	+ \$0.00
New Balance	= \$885.96

4-03-47 - 134.01
4-02-31 - 475.97
4-03-59 - 212.99
4-03-48 - 62.99

Rate Information

Your rate may vary according to the terms of your agreement.

TYPE OF BALANCE	ANNUAL INTEREST RATE	DAILY FINANCE CHARGE RATE	AVERAGE DAILY BALANCE	PERIODIC FINANCE CHARGES	TRANSACTION FINANCE CHARGES	TOTAL FINANCE CHARGES
PURCHASES	20.490%	.05613%	\$0.00	\$0.00	\$0.00	\$0.00
CASH ADVANCES	26.240%	.07189%	\$0.00	\$0.00	\$0.00	\$0.00
TOTAL				\$0.00	\$0.00	\$0.00

h
ump

Transaction Details

Trans	Post	Reference Number	Description	Credits	Charges
08 15	08 15	2413746KL01QRJYZD	USPS PO 1587500353 SUN VALLEY ID		120.00
08 15	08 15	2475542KL4P4B2TPK	STARBUCKS KETCHUM ID		21.51
08 18	08 18	2405522KNBLJ5T09D	IDAHO LUMBER & HARDWARE TODD@IDLUMBER ID		212.99
08 23	08 23	2469216KV35PPS119	AMZN Mktg US*0011A2XV3 Amzn.com.bill WA		16.02
08 24	08 24	2469216KW2X9QA9AP	AMZN Mktg US*OY0235U83 Amzn.com.bill WA		9.49
08 30	08 30	2445388L302KX13Z7	Grumpys Ketchum ID		112.50
08 31	08 31	2401134L30015SWDW	ZOOM US 888-799-9666 WWW ZOOM US CA		14.99

See reverse side for important information

09.20.22



Transaction Details

<i>Trans</i>	<i>Post</i>	<i>Reference Number</i>	<i>Description</i>	<i>Credits</i>	<i>Charges</i>
09:01	09:01	2420429L4047ZY7HM	GOOGLE GSUITE_svwsd.org 650-2530000 CA		48.00
09:01	09:01	7485620L40A98Q9VN	ONLINE PAYMENT	448.52	
09:02	09:02	2420785L598ZYTL47	BUSINESS AS USUAL KETCHUM ID		330.46

Wells Fargo News

Take advantage of the features that come with Online Banking:

Messages and alerts: Stay informed about your account with updates sent to your email or mobile phone.

Wells Fargo Card Design Studio® service: Make your card as unique as your business. Customize your card design with this free service.

Automatic Payments: Never miss a payment, avoid late charges and protect your credit rating.

Please visit www.wellsfargo.com/biz/business-credit/credit-cards/documents/platinum-visa-guide-to-benefits to review and download the latest Visa Guide to Benefits for your card.

Due to enhanced security technology, you no longer need to let us know when you plan to travel. Please make sure your contact information on Wells Fargo Business Online® is up to date so we may alert you immediately if we find unusual activity.

CLOSING DATE 9/12/2022

DATE	AMT	ACCT
18-Aug	\$212.99	Grounds R/M
23-Aug	\$16.02	Office Supplies
24-Aug	\$9.49	Office Supplies
13-Mar	\$120.00	Office Supplies
21-Aug	\$330.46	Office Supplies
30-Aug	\$134.01	TME
31-Aug	\$62.99	Dues/Subscriptions
TOTAL	\$885.96	

SVWSD WELLS FARGO VISA STATEMENT

Idaho Lumber
Amazon - Typewriter ribbon
Amazon - Typewriter correction cartridge
USPS - Postage
Business As Usual - (2) Fed Ex to Jacobs/Ferguson, Invoice Paper
Grumpys - Crew Lunch & Starbucks
Zoom / Google Suite

Request for Taxpayer Identification Number and Certification

**Give Form to the
requester. Do not
send to the IRS.**

▶ Go to www.irs.gov/FormW9 for instructions and the latest information.

Print or type. See Specific Instructions on page 3.	1 Name (as shown on your income tax return). Name is required on this line; do not leave this line blank. Storey Construction Industries, LLC.	
	2 Business name/disregarded entity name, if different from above	
	3 Check appropriate box for federal tax classification of the person whose name is entered on line 1. Check only one of the following seven boxes.	
	<input type="checkbox"/> Individual/sole proprietor or single-member LLC <input type="checkbox"/> C Corporation <input type="checkbox"/> S Corporation <input type="checkbox"/> Partnership <input type="checkbox"/> Trust/estate	
	<input checked="" type="checkbox"/> Limited liability company. Enter the tax classification (C=C corporation, S=S corporation, P=Partnership) ▶ <u> S </u> Note: Check the appropriate box in the line above for the tax classification of the single-member owner. Do not check LLC if the LLC is classified as a single-member LLC that is disregarded from the owner unless the owner of the LLC is another LLC that is not disregarded from the owner for U.S. federal tax purposes. Otherwise, a single-member LLC that is disregarded from the owner should check the appropriate box for the tax classification of its owner.	
	<input type="checkbox"/> Other (see instructions) ▶	
	4 Exemptions (codes apply only to certain entities, not individuals; see instructions on page 3): Exempt payee code (if any) _____ Exemption from FATCA reporting code (if any) _____ <small>(Applies to accounts maintained outside the U.S.)</small>	
5 Address (number, street, and apt. or suite no.) See instructions. PO Box 429		
6 City, state, and ZIP code Ketchum, ID 83340		
7 List account number(s) here (optional)		
Requester's name and address (optional)		

Part I Taxpayer Identification Number (TIN)

Enter your TIN in the appropriate box. The TIN provided must match the name given on line 1 to avoid backup withholding. For individuals, this is generally your social security number (SSN). However, for a resident alien, sole proprietor, or disregarded entity, see the instructions for Part I, later. For other entities, it is your employer identification number (EIN). If you do not have a number, see *How to get a TIN*, later.

Note: If the account is in more than one name, see the instructions for line 1. Also see *What Name and Number To Give the Requester* for guidelines on whose number to enter.

Social security number										
or										
Employer identification number										
2	7		-	2	3	7	3	8	4	5

Part II Certification

Under penalties of perjury, I certify that:

1. The number shown on this form is my correct taxpayer identification number (or I am waiting for a number to be issued to me); and
2. I am not subject to backup withholding because: (a) I am exempt from backup withholding, or (b) I have not been notified by the Internal Revenue Service (IRS) that I am subject to backup withholding as a result of a failure to report all interest or dividends, or (c) the IRS has notified me that I am no longer subject to backup withholding; and
3. I am a U.S. citizen or other U.S. person (defined below); and
4. The FATCA code(s) entered on this form (if any) indicating that I am exempt from FATCA reporting is correct.

Certification instructions. You must cross out item 2 above if you have been notified by the IRS that you are currently subject to backup withholding because you have failed to report all interest and dividends on your tax return. For real estate transactions, item 2 does not apply. For mortgage interest paid, acquisition or abandonment of secured property, cancellation of debt, contributions to an individual retirement arrangement (IRA), and generally, payments other than interest and dividends, you are not required to sign the certification, but you must provide your correct TIN. See the instructions for Part II, later.

Sign Here	Signature of U.S. person ▶	Date ▶
------------------	----------------------------	--------

General Instructions

Section references are to the Internal Revenue Code unless otherwise noted.

Future developments. For the latest information about developments related to Form W-9 and its instructions, such as legislation enacted after they were published, go to www.irs.gov/FormW9.

Purpose of Form

An individual or entity (Form W-9 requester) who is required to file an information return with the IRS must obtain your correct taxpayer identification number (TIN) which may be your social security number (SSN), individual taxpayer identification number (ITIN), adoption taxpayer identification number (ATIN), or employer identification number (EIN), to report on an information return the amount paid to you, or other amount reportable on an information return. Examples of information returns include, but are not limited to, the following.

- Form 1099-INT (interest earned or paid)

- Form 1099-DIV (dividends, including those from stocks or mutual funds)
- Form 1099-MISC (various types of income, prizes, awards, or gross proceeds)
- Form 1099-B (stock or mutual fund sales and certain other transactions by brokers)
- Form 1099-S (proceeds from real estate transactions)
- Form 1099-K (merchant card and third party network transactions)
- Form 1098 (home mortgage interest), 1098-E (student loan interest), 1098-T (tuition)
- Form 1099-C (canceled debt)
- Form 1099-A (acquisition or abandonment of secured property)

Use Form W-9 only if you are a U.S. person (including a resident alien), to provide your correct TIN.

If you do not return Form W-9 to the requester with a TIN, you might be subject to backup withholding. See What is backup withholding, later.

Water Consumption: Well Water + ReUse Water (16 yrs)

September

	<u>Sun Valley</u>	<u>Elkhorn</u>	<u>ReUse</u>	<u>Total (gal.)</u>
2007	47,594,300	102,223,300	-	149,817,600
2008	52,708,900	57,596,400	-	110,305,300
2009	46,128,500	103,578,900	-	149,707,400
2010	43,385,100	101,010,900	-	144,396,000
2011	55,157,700	110,691,200	-	165,848,900
2012	60,231,400	111,316,800	-	171,548,200
2013	43,727,320	85,872,500	-	129,599,820
2014	41,796,900	106,602,200	-	148,399,100
2015	41,829,300	86,638,000	-	128,467,300
2016	40,600,600	75,805,500	-	116,406,100
2017	46,234,500	74,117,500	7,156,000	127,508,000
2018	47,450,900	94,290,700	13,716,000	155,457,600
2019	45,783,300	89,434,000	10,604,000	145,821,300
2020	51,651,900	99,422,300	17,488,000	168,562,200
2021	47,668,200	89,581,500	13,487,000	150,736,700
2022	43,989,900	75,708,700	10,018,000	129,716,600
Avg	47,246,170	91,493,150	12,078,167	143,268,633

Sorted by Total volume

2012	60,231,400	111,316,800	-	171,548,200
2020	51,651,900	99,422,300	17,488,000	168,562,200
2011	55,157,700	110,691,200	-	165,848,900
2018	47,450,900	94,290,700	13,716,000	155,457,600
2021	47,668,200	89,581,500	13,487,000	150,736,700
2007	47,594,300	102,223,300	-	149,817,600
2009	46,128,500	103,578,900	-	149,707,400
2014	41,796,900	106,602,200	-	148,399,100
2019	45,783,300	89,434,000	10,604,000	145,821,300
2010	43,385,100	101,010,900	-	144,396,000
2022	43,989,900	75,708,700	10,018,000	129,716,600
2013	43,727,320	85,872,500	-	129,599,820
2015	41,829,300	86,638,000	-	128,467,300
2017	46,234,500	74,117,500	7,156,000	127,508,000
2016	40,600,600	75,805,500	-	116,406,100
2008	52,708,900	57,596,400	-	110,305,300

Sewer Flow Readings

Month	Jan-22	Feb-22	Mar-22	Apr-22	May-22	Jun-22	Jul-22	Aug-22	Sep-22
Elkhorn Side Sewer Reading									
current meter reading*	588,945	595,432	603,121	610,565	617,976	625,734	633,046	639,675	645,331
previous meter	<u>582,074</u>	<u>588,945</u>	<u>595,432</u>	<u>603,121</u>	<u>610,565</u>	<u>617,976</u>	<u>625,734</u>	<u>633,046</u>	<u>639,675</u>
subtracted TOTAL	6,871	6,487	7,689	7,444	7,411	7,758	7,312	6,629	5,656
TOTAL Multiplied by 1000	6,871,000	6,487,000	7,689,000	7,444,000	7,411,000	7,758,000	7,312,000	6,629,000	5,656,000
Sun Valley Side Sewer Reading									
current meter reading*	141,783	152,500	164,348	173,975	187,816	202,643	216,428	228,522	238,363
previous meter	<u>130,418</u>	<u>141,783</u>	<u>152,500</u>	<u>164,348</u>	<u>173,975</u>	<u>187,816</u>	<u>202,643</u>	<u>216,428</u>	<u>228,522</u>
subtracted TOTAL	11,365	10,717	11,848	9,627	13,841	14,827	13,785	12,094	9,841
Total Multiplied by 1000	11,365,000	10,717,000	11,848,000	9,627,000	13,841,000	14,827,000	13,785,000	12,094,000	9,841,000
ELKHORN TOTAL	6,871,000	6,487,000	7,689,000	7,444,000	7,411,000	7,758,000	7,312,000	6,629,000	5,656,000
SUN VALLEY TOTAL	11,365,000	10,717,000	11,848,000	9,627,000	13,841,000	14,827,000	13,785,000	12,094,000	9,841,000
SVW&S TOTAL	18,236,000	17,204,000	19,537,000	17,071,000	21,252,000	22,585,000	21,097,000	18,723,000	15,497,000
KETCHUM TOTAL	17,216,000	19,002,000	17,435,000	15,046,000	19,639,000	30,097,000	23,165,000	15,948,000	14,336,000
PLANT TOTAL	35,452,000	36,206,000	36,972,000	32,117,000	40,891,000	52,682,000	44,262,000	34,671,000	29,833,000
SVW &S PERCENTAGE	51.44%	47.52%	52.84%	53.15%	51.97%	42.87%	47.66%	54.00%	51.95%
KETCHUM PERCENTAGE	48.56%	52.48%	47.16%	46.85%	48.03%	57.13%	52.34%	46.00%	48.05%
Ketchum		26782400							
Influent Flow									
current meter reading*	10,488,277	10,518,579	10,552,880	10,582,681	10,621,402	10,672,324	10,713,067	10,746,878	10,774,413
previous meter	<u>10,456,346</u>	<u>10,488,277</u>	<u>10,518,579</u>	<u>10,552,880</u>	<u>10,582,681</u>	<u>10,621,402</u>	<u>10,672,324</u>	<u>10,713,067</u>	<u>10,746,878</u>
subtracted TOTAL	31,931	30,302	34,301	29,801	38,721	50,922	40,743	33,811	27,535
TOTAL Multiplied by 1000	31,931,000	30,302,000	34,301,000	29,801,000	38,721,000	50,922,000	40,743,000	33,811,000	27,535,000
Effluent Flow Meter Reading									
current meter reading*	8,413,394	8,449,600	8,486,572	8,518,689	8,559,580	8,612,262	8,656,524	8,691,195	8,721,028
previous meter	<u>8,377,942</u>	<u>8,413,394</u>	<u>8,449,600</u>	<u>8,486,572</u>	<u>8,518,689</u>	<u>8,559,580</u>	<u>8,612,262</u>	<u>8,656,524</u>	<u>8,691,195</u>
subtracted TOTAL	35,452	36,206	36,972	32,117	40,891	52,682	44,262	34,671	29,833
Total Multiplied by 1000	35,452,000	36,206,000	36,972,000	32,117,000	40,891,000	52,682,000	44,262,000	34,671,000	29,833,000
Reuse Flow Meter Reading									
current meter reading*	618,615	618,615	618,615	620,339	631,982	650,657	672,289	698,003	713,217
previous meter	<u>618,615</u>	<u>618,615</u>	<u>618,615</u>	<u>618,615</u>	<u>620,339</u>	<u>631,982</u>	<u>650,657</u>	<u>672,289</u>	<u>698,003</u>
subtracted TOTAL	0	0	0	1,724	11,643	18,675	21,632	25,714	15,214
TOTAL Multiplied by 1000	0	0	0	1,724,000	11,643,000	18,675,000	21,632,000	25,714,000	15,214,000
Plant Water Meter Reading									
current meter reading*	77,344	77,909	78,643	79,203	79,748	80,254	80,867	81,480	82,073
previous meter	<u>76,679</u>	<u>77,344</u>	<u>77,909</u>	<u>78,643</u>	<u>79,203</u>	<u>79,748</u>	<u>80,254</u>	<u>80,867</u>	<u>81,480</u>
subtracted TOTAL	665	565	734	560	545	506	613	613	593
Total Multiplied by 1000	665,000	565,000	734,000	560,000	545,000	506,000	613,000	613,000	593,000

Sewer Flow Readings

Month	Sep-22	Sep-21	Sep-20	Sep-19	Sep-18	Sep-17	Sep-16	Sep-15	Total	Average
Elkhorn Side Sewer Reading										
current meter reading*	645,331	559,348	505,374	445,446	378,673	324,171	193,851	134,818		
previous meter	<u>639,675</u>	<u>554,815</u>	<u>500,587</u>	<u>440,700</u>	<u>377,514</u>	<u>319,830</u>	<u>189,103</u>	<u>130,839</u>		
subtracted TOTAL	5,656	4,533	4,787	4,746	4,029	4,341	4,748	3,979	36,819	4,602
TOTAL Multiplied by 1000	5,656,000	4,533,000	4,787,000	4,746,000	4,029,000	4,341,000	4,748,000	3,979,000	36,819,000	4,602,375
Sun Valley Side Sewer Reading										
current meter reading*	238,363	99,951	950,763	816,867	654,805	501,584	342,792	198,966	3,804,091	
previous meter	<u>228,522</u>	<u>88,534</u>	<u>942,023</u>	<u>805,724</u>	<u>643,615</u>	<u>490,659</u>	<u>331,745</u>	<u>188,548</u>	<u>3,719,370</u>	
subtracted TOTAL	9,841	11,417	8,740	11,143	11,190	10,925	11,047	10,418	84,721	10,590
Total Multiplied by 1000	9,841,000	11,417,000	8,740,000	11,143,000	11,190,000	10,925,000	11,047,000	10,418,000	84,721,000	10,590,125
ELKHORN TOTAL	5,656,000	4,533,000	4,787,000	4,746,000	4,029,000	4,341,000	4,748,000	3,979,000	36,819,000	4,602,375
SUN VALLEY TOTAL	9,841,000	11,417,000	8,740,000	11,143,000	11,190,000	10,925,000	11,047,000	10,418,000	84,721,000	10,590,125
SVW&S TOTAL	15,497,000	15,950,000	13,527,000	15,889,000	15,219,000	15,266,000	15,795,000	14,397,000	121,540,000	15,192,500
KETCHUM TOTAL	14,336,000	13,451,000	18,646,000	17,106,000	16,467,000	16,077,000	15,557,000	13,911,000	125,551,000	15,693,875
PLANT TOTAL	29,833,000	29,401,000	32,173,000	32,995,000	31,686,000	31,343,000	31,352,000	28,308,000	247,091,000	30,886,375
SVW&S PERCENTAGE	51.95%	54.25%	42.04%	48.16%	48.03%	48.71%	50.38%	50.86%	394.37%	49.30%
KETCHUM PERCENTAGE	48.05%	45.75%	57.96%	51.84%	51.97%	51.29%	49.62%	49.14%	405.63%	50.70%
Ketchum										
Influent Flow										
current meter reading*	10,774,413	10,374,341	9,987,212	9,586,543	9,100,098	8,675,533	8,102,048	7,706,851	74,307,039	
previous meter	<u>10,746,878</u>	<u>10,346,604</u>	<u>9,956,259</u>	<u>9,555,188</u>	<u>9,070,026</u>	<u>8,646,333</u>	<u>8,072,655</u>	<u>7,680,194</u>	<u>74,074,137</u>	
subtracted TOTAL	27,535	27,737	30,953	31,355	30,072	29,200	29,393	26,657	232,902	29,113
TOTAL Multiplied by 1000	27,535,000	27,737,000	30,953,000	31,355,000	30,072,000	29,200,000	29,393,000	26,657,000	232,902,000	29,112,750
Effluent Flow Meter Reading										
current meter reading*	8,721,028	8,285,065	7,871,528	7,445,878	6,932,121	6,484,329	5,889,217	5,473,833	57,102,999	
previous meter	<u>8,691,195</u>	<u>8,255,664</u>	<u>7,839,355</u>	<u>7,412,883</u>	<u>6,900,435</u>	<u>6,452,986</u>	<u>5,857,865</u>	<u>5,445,525</u>	<u>56,855,908</u>	
subtracted TOTAL	29,833	29,401	32,173	32,995	31,686	31,343	31,352	28,308	247,091	30,886
Total Multiplied by 1000	29,833,000	29,401,000	32,173,000	32,995,000	31,686,000	31,343,000	31,352,000	28,308,000	247,091,000	30,886,375
Reuse Flow Meter Reading										
current meter reading*	713,217	613,635	720,852	595,294	492,385	394,258	304,829	205,331	4,039,801	
previous meter	<u>698,003</u>	<u>593,147</u>	<u>699,101</u>	<u>580,858</u>	<u>472,598</u>	<u>382,896</u>	<u>295,337</u>	<u>189,156</u>	<u>3,911,096</u>	
subtracted TOTAL	15,214	20,488	21,751	14,436	19,787	11,362	9,492	16,175	128,705	16,088
TOTAL Multiplied by 1000	15,214,000	20,488,000	21,751,000	14,436,000	19,787,000	11,362,000	9,492,000	16,175,000	128,705,000	16,088,125
Plant Water Meter Reading										
current meter reading*	82,073	75,717	71,130	66,355	60,635	56,114	51,331	46,821	510,176	
previous meter	<u>81,480</u>	<u>75,433</u>	<u>70,822</u>	<u>66,121</u>	<u>60,297</u>	<u>55,772</u>	<u>50,945</u>	<u>46,492</u>	<u>507,362</u>	
subtracted TOTAL	593	284	308	234	338	342	386	329	2,814	352
Total Multiplied by 1000	593,000	284,000	308,000	234,000	338,000	342,000	386,000	329,000	2,814,000	351,750

avg for sept



September 29, 2022

By email: mmummert@ketchumidaho.org

Mick Mummert
City of Ketchum
P.O. Box 2315
Ketchum, ID 83340

Re: Facility Planning Study Approval – City of Ketchum/Sun Valley Water and Sewer District

Dear Mr. Mummert:

The Idaho Department of Environmental Quality (DEQ) received the facility plan entitled *City of Ketchum/Sun Valley Water & Sewer District Wastewater Facility Planning Study* (Facility Plan) submitted to DEQ on September 26, 2022. The Facility Plan was sealed and signed by Brad Bjerke, P.E. on September 19, 2022. DEQ has reviewed the Facility Plan for general conformance with DEQ Rules¹ and determined it is approved for implementation. The next step for project implementation is development of a preliminary engineering report and plans and specifications.

If you have any questions or comments, please contact me at (208) 373-0103 or jeff.kennedy@deq.idaho.gov.

Regards,

A handwritten signature in black ink that reads "Jeff Kennedy".

Jeff Kennedy, E.I.
Water Quality Engineer

JK:am

c: Pat McMahon, Sun Valley Water and Sewer District, pat@svwsd.com
Brad Bjerke, P.E., HDR Engineering, Brad.Bjerke@hdrinc.com
Joe Otero, P.E., DEQ
Raphael Erickson, E.I., DEQ
Jerimiah "J.J." Fenton, DEQ

¹ IDAPA 58.01.16 - Wastewater Rules

SVWSD – Project Report

Daily Operations & Preventative Maintenance

- Altitude Valves (Dollar, SageWillow)
- Reservoirs: Back Pay
- Reservoirs: review of 11 other
- Lift station pumps
- Hydrants
- Local Construction (multiple homes, ADUs & pools, Sunshine, Elkhorn Springs, 60 Cold Springs, Weyyakin, Ketchum watermain, ITD)
- Software update – Aug 2023
- County

Capital Items

- Emergency Generator for Well 11 (and maybe 8)
- KSTP
- White Clouds Inter-tie
- Well 14
- Future: Skyline Booster, Juniper Springs & Wellfield surge

Addressing the Liability Insurance limits,

1. Per ICRMP – Common limits are \$1MM per Occurrence and either \$2MM or \$3MM in the aggregate. The District should also be named additional insured on General Liability. The District can require different limits depending on what the size of the project is.
2. Per Recent Contract (Commercial Backflow Testing Contract) – The contract specifies a Commercial General Liability limit of at least \$1MM per occurrence with a 2MM annual aggregate.

Sandy Moser
Underwriting Manager

Certificate Holder

RE: Additional Insured Request

I am summarizing ICRMP's position regarding additional insured language on our certificates of insurance.

As outlined, the member referenced above is a governmental entity within the State of Idaho. Idaho Code § 6-923 allows for political subdivisions to purchase insurance for "themselves and their employees." This is also specifically prohibited by the Idaho Constitution Article VIII, Section 4:

No county, city, town, township, board of education, or school district, or other subdivision, shall lend, or pledge the credit or faith thereof directly or indirectly, in any manner, to, or in aid of any individual, association or corporation, for any amount or for any purpose whatever, or become responsible for any debt, contract or liability of any individual, association or corporation in or out of this state.


Governmental entities do not have the lawful authority to purchase insurance on behalf of private parties, such as Road Work Ahead Construction Supply, Inc & All Affiliated Companies, or any other entity.

Even though we cannot use the terminology of "additional insured", we can provide you with a Certificate of Insurance, which shows that there is insurance on the property and that we will accept a tender of your defense if you are named party to a lawsuit solely because of your relationship with this member and not as a result of your own conduct.

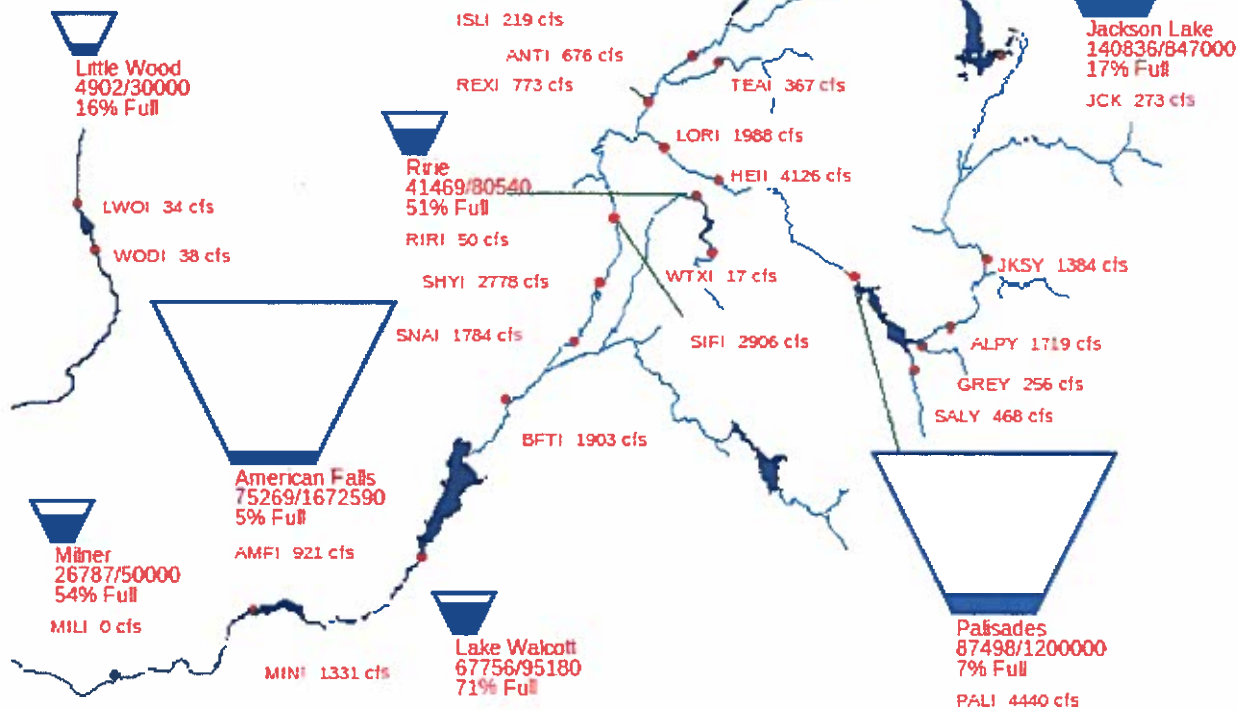
I hope this information will better explain who we are, who our member is and why we cannot supply you with the words "additional insured" on your certificate of insurance. Please let me know as soon as possible that this situation has been resolved in the favor of our member.

Sincerely,

Sandy Moser - Underwriting Manager



10/13/2022



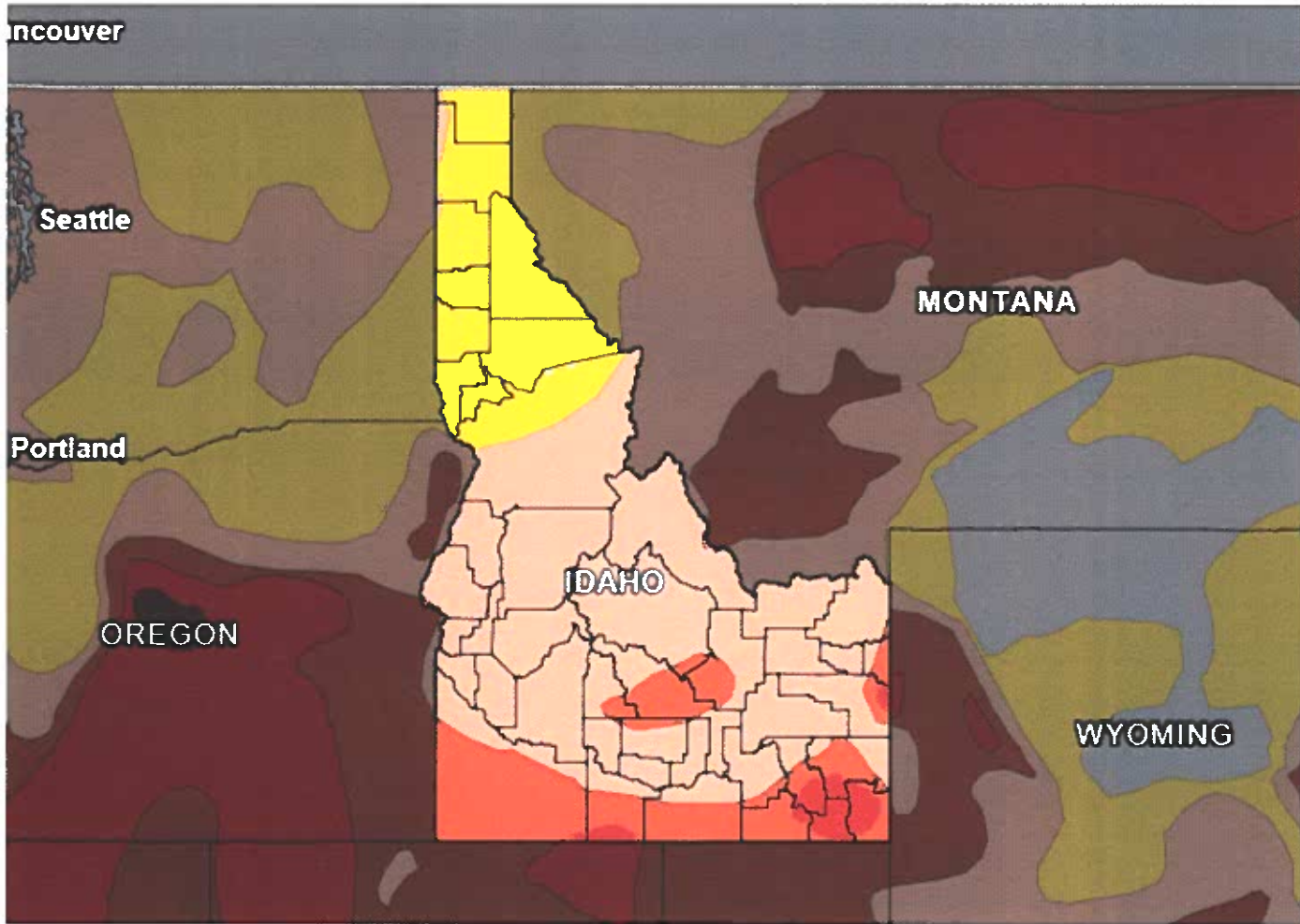
PROVISIONAL DATA - Subject to change

Average daily streamflows indicated in cubic feet per second.
 Reservoir levels current as of midnight on date indicated.
 Click on gaging stations (red dots) for streamflow hydrographs.

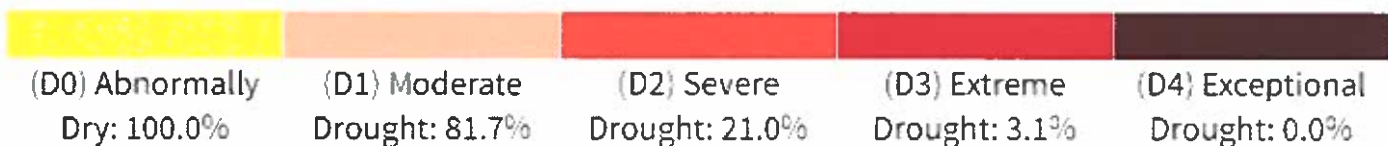
Upper Snake River system is at 12 % of capacity.

(Jackson Lake, Palisades, Grassy Lake, Island Park, Ririe, American Falls, Lake Walcott)

Current U.S. Drought Monitor Conditions for Idaho: Current

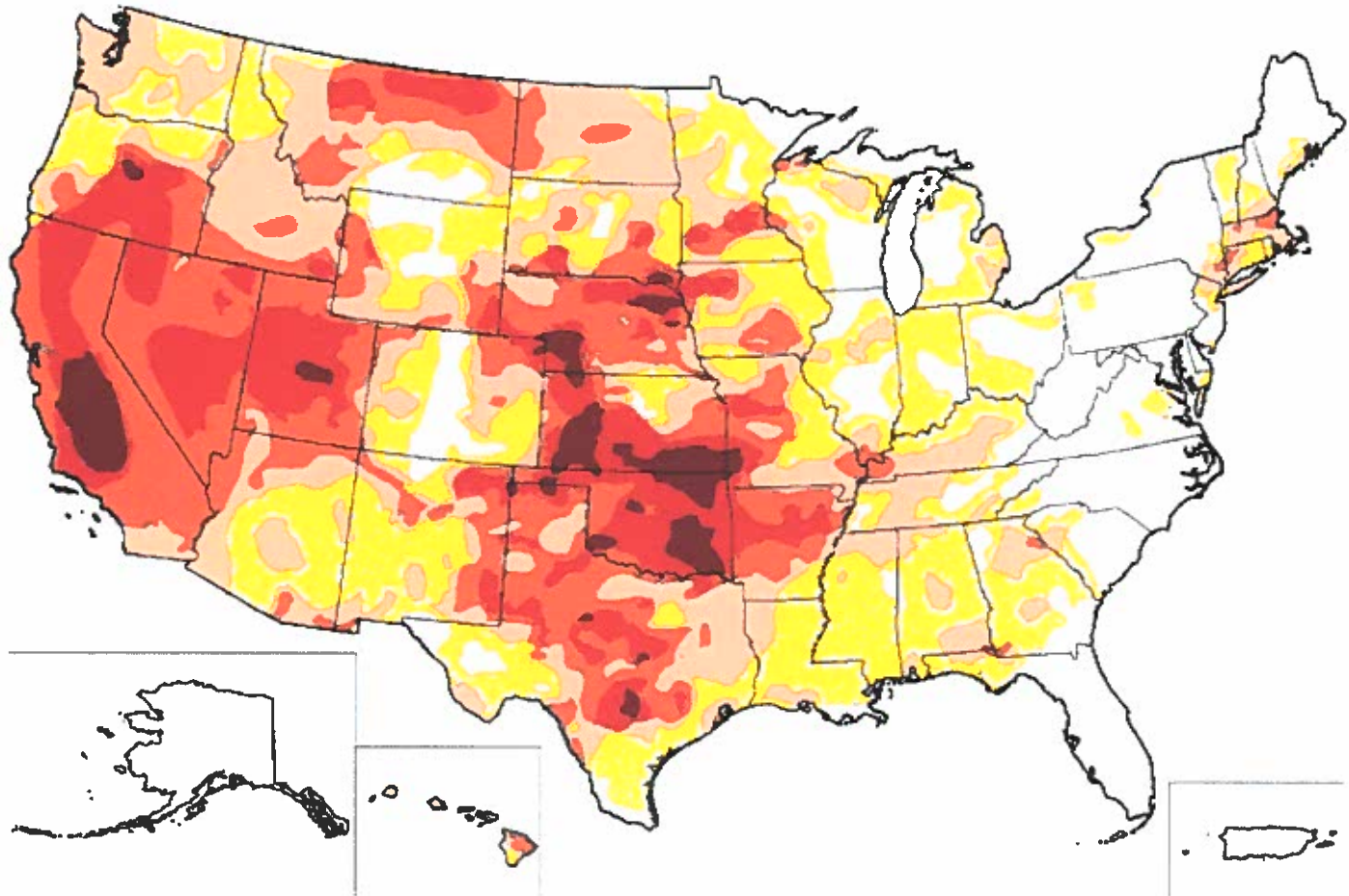


U.S. Drought Monitor for ID



Source(s): NDMC, NOAA, USDA
 Updates Weekly - 10/11/22

U.S. Drought Monitor



U.S. Drought Monitor Categories

- | | |
|---|---|
|  D0 - Abnormally Dry |  D3 - Extreme Drought |
|  D1 - Moderate Drought |  D4 - Exceptional Drought |
|  D2 - Severe Drought | |

Source(s): NDMC, NOAA, USDA
Last Updated - 10/11/22

[Drought.gov](https://drought.gov)