

**SUN VALLEY WATER & SEWER DISTRICT
REGULAR MEETING
AGENDA
IN THE COUNCIL CHAMBER OF THE SUN VALLEY CITY HALL
8:30 A.M., Monday, March 16, 2020**

ALL ITEMS LISTED ON THIS AGENDA ARE POTENTIAL ACTION ITEMS AND VOTES MAY BE TAKEN ON ANY ITEM LISTED

- **CALL TO ORDER**

- **APPROVAL OF MINUTES** Regular Meeting of February 18, 2020

- **FINANCIAL REPORT**

- **APPROVAL CHECK VOUCHERS AND PAYROLL**

1. Payment Approval Report Unpaid over \$5,000 excluding recurring
02/18/20 -03/15/20: \$40,323.48
2. Paid Invoice Report 02/18/20 -03/15/20: \$67,556.27
3. Payroll 01/20/20-02/02/20: \$13,822.86
4. Payroll 02/03/20-02/16/20: \$13,286.79
5. Well Fargo Credit Card Statement: \$ 536.93
6. Vendor List Modifications: None in February

- **SEWER FLOWS FOR FEBRUARY 2020**

ELKHORN	4,511,000	
SUN VALLEY	<u>11,120,000</u>	
TOTAL (SV)	15,631,000	45.95%
KETCHUM	18,387,000	54.05%

- **KSTP REPORT**

- **BANYAN TECHNOLOGIES: Annual Renewal**

- **WELL #14: UPDATE**

- **GALENA GROUND WATER DISTRICT: Update**

- **SNOWPACK LEVEL: IDWR Report**

- **EXECUTIVE SESSION**

Pursuant to, and subject to the limitation of, Idaho Code § 74-206, the Board of Directors may hold an executive session, upon the adoption, by roll call vote, of a motion to do so which includes a description of the exact purpose for which it is being held.

- **ADJOURNMENT**

Any person needing special accommodations to participate in the above noticed meeting should contact the Sun Valley Water & Sewer District prior to the meeting at (208) 622-7610.

**SUN VALLEY WATER AND SEWER DISTRICT
REGULAR MEETING OF THE BOARD OF DIRECTORS
IN THE COUNCIL CHAMBERS OF THE SUN VALLEY CITY HALL**

Tuesday, February 18, 2020 - 8:30 a.m.

PRESENT

Jim Loyd, Chairman
Doug Brown, Secretary
Joseph K. Humphrey, Director
Rick Webking, Director (via call-in)
Jim Lake, Director

ALSO PRESENT

Patrick McMahon, General Manager
Jeanene Parker, Treasurer
Marybeth Collins, Office Manager
Mike Mummert, Wastewater Treatment Plant Superintendent
Evan Robertson, Attorney for the District

CALL TO ORDER

Chairman Loyd called the Regular Meeting to order at 8:29 a.m.

APPROVAL OF MINUTES

Director Lake moved to approve the minutes of January 21, 2020.

Director Humphrey seconded the motion. All present were in favor.

FINANCIAL REPORT AND APPROVAL

Treasurer Parker reported that the dashboard had been redesigned to reflect the 'L2' information for purposes of tying numbers together. Director Webking complimented Jeanene on the updated information, confirming review of both the December and the January information and the clarity of the reported numbers.

Director Webking moved to approve the five items as follows: (1) Approval Report Unpaid over \$5000 excluding recurring for the period 01.21.20 – 02.17.20 for \$38,194.43; (2) the Paid Invoice Report for the period 01.21.20 – 02.17.20 for \$95,838.28; (3) the Payroll Report for the period 12.23.19 – 01.05.20 for \$13,419.45, (4) the Payroll Report for the period 01.06.20 – 01.19.20 for \$13,959.98; and (5) the Wells Fargo Credit Card Statement in the amount of \$1,170.02.

Director Lake seconded the motion. All present were in favor.

WASTEWATER TREATMENT PLANT REPORT

Superintendent Mummert noted that the Ketchum Solid Waste Plant is, in fact, still working well – even through the recent Presidents Day weekend. Superintendent Mummert noted that the Weyyakin neighborhood had requested that the KSTP review its reUse water nitrogen and phosphorous levels, as the homeowners association is experiencing increased algae levels in its water features & ponds, and believes that the reUse water may be contributing to such growth. KSTP currently meets all State and Federal requirements for reUse water, its safety and viability. The Elkhorn Golf Course, also a major consumer of reUse water, is pleased with the water as it currently receives it, and does not prefer adjustment to the chemical makeup. KSTP has taken this request under consideration. Interestingly, on the heels of last months' conversation about a local brewery and waste-mash impacts - there is a treatment plant in Montana which is using spent mash to clear wastewater of nitrogen.

Ketchum plant operations are good, the facility is fully staffed.

ANNUAL AUDIT – ENGAGEMENT LETTER

Director Webking spoke to the Eide Bailly CPA firm understanding of services he had received & executed, related to the annual audit of the books for fiscal year ending November 30, 2019. Explanation that the document is not a contract in the classical sense (having no time frame and being terminated at any time), and the document sets out what both parties are responsible for, including GAAP parameters, related to retaining this firm for the audit year end 11.30.19. Chairman Loyd expressed query in regard to the document's execution, and general conversation around such signatory process at Board level occurred. Attorney Robertson suggested that a motion to approve the engagement letter at hand, as executed in this case by Director Webking, would affirm the Boards approval of this years' auditor.

Director Webking made a motion to approve the Engagement Letter from Eide Bally for an estimated \$15,450 – separate from travel expenses, as executed on February 11, 2020, for the fiscal year ending November 30, 2020. Director Humphrey seconded and the motion passed unanimously.

Chairman Loyd will additionally execute the original engagement letter affirming approval for the Districts' files.

PREVENTATIVE MAINTENANCE

General Manager McMahon spoke to the series of items reflected as planned preventative maintenance repairs for Spring work:

Cla-Val's – this year, as part of the regular rotation for these repairs, many of these are on the schedule for repair. This is simply routine, but critically important – preventative work.

St. Lukes lift station is at its twenty year life and so scheduled repairs are planned, via an entity out of Salt Lake. Detail reflected addresses some material costs.

Repairs for a few of the wells has also been included – repairs are based on use hours and accordingly this work will be conducted in both Spring and Fall of 2020.

Meter replacement information is a follow up to earlier conversation. Meters were originally installed starting in 1998, with a ten year life. As these age, they do not read as accurately, which impacts the revenue for the District.

Roofing repair has been an issue for several years, and is planned finally for Spring 2020.

The truck purchases are specific to the aging of the existing District vehicles, and dovetailing the insurance settlement for the totaled GMC, coupled with trading in the two existing used vehicles.

Director Webking asked about the totaled GMC, with specific reference to SVWSD liability. General Manager McMahon confirmed that there is no pending liability, and he is also okay.

All of these have been approved, and the particular maker of District truck(s) for replacement has been left to the discretion of the Operations Team. Director Webking referenced the budget line item total of \$263,000 and that the rough total of \$220,000 estimated above. Director Webking referenced that not much room was left for the rest of the fiscal year with a view to the budget. Chairman Loyd confirmed that the District operations are not an exact science. Director Lake inquired about how vehicle purchase occurred, the bidding process for such purchase – and discussion of the lengthy auction process for government vehicles. General Manager McMahon inquired about the usefulness of a motion or simply discussion, in referenced to Board intent and 2019 resolution. Attorney Robertson confirmed a motion would be appropriate.

Director Humphrey motioned to approve the purchase of two (2) replacement work vehicles, including the trade in of the existing trucks as well as a proposal not to replace the third vehicle and to apply that insurance payment against the purchase of new trucks.

Director Brown seconded and the motion passed unanimously.

Chairman Loyd inquired about the photo of the couch at the Sage Booster Station. This is an abandoned couch which incurred minor expense for disposal costs at Ohio Gulch, separate from trespass issues. Reference about access to that station by locals, other utility vendors, etc. and pending new development also occurred.

DISTRICT 37

General Manager McMahon spoke to the most recent Water District 37 meeting. Northside Canal Company has a 15CFS water right, and does not want to fund cloud seeding assessed expense based on that right. Reference to the perceived success of cloudseeding for this winter season was expressed. General Manager McMahon, as Chair of that District, has a meeting on Thursday to continue this conversation on participation commitments and shared benefits. The audit for the District was included, Ware & Associates having conducted that audit and financial statement process. Discussion of cost for such review, in relation to the Sun Valley Districts' audit, occurred.

GALENA WATER DISTRICT

General Manager McMahon spoke to the most recent Galena Water District meeting. This District continues to work on a groundwater drafted management plan (roughly the fifth iteration), and the Northside Canal Company factors in this drafted plan related to committed actions (providing water) to satisfy the callers, in an event. Kristy Molyneux, Brockway Engineering, Dave Shaw have all taken the draft of this document in hand. The drafted document, designed to mitigate the immediate impacts of a 'call' on the local areas, seems to be fairly close to ready to present to the IDWR Directors.

WELL 13 & BENEFICIAL USE

Attorney Robertson spoke to the confirmed approval of Well 13. IDWR has reviewed the Water Master Plan Report, and approved the Well accordingly. At the time, IDWR spoke to the Water Master Plan being an acceptable tool for the planned application for Well 14, however, recent conversation suggests that there might be additional supporting documentation required.

Director Webking expressed thanks to Pat for the breadth of information provided for the Board to review.

OTHER BUSINESS

The drafted Spring 2020 quarterly billing insert information is useful. Crawl space drainage into the sewer lines will be an item of focus in the coming weeks. Director Webking suggested the inclusion of a date on the insert. Some discussion of how many homes had crawl space pumping issues. General Manager McMahon estimated 50% of homes which require crawl space drainage were using the sewer lines for crawlspace drainage, an action which unnecessarily burdens the Ketchum Sewer Treatment Plant facility.

The most recent update of the Idaho Open Meeting Law, as prepared by the Attorney General, was reviewed briefly. Posting notice / clarification confirmed that the website holds notice information as well as the City of Sun Valley's locations and posted Agenda actions of communication taken by the District Staff. Attorney Robertson confirmed that there are no issues or concerns for the Sun Valley Water & Sewer District related to this legal guideline.

Attorney Robertson discussed the legal information included in the Board packet, related to the Pocatello suit of water rights. Attorney Robertson noted that he and General Manager McMahon have been in considered review of the merits of unifying the SVWSD rights, the purpose of which is to be equipped to pump the full scope of the water rights within the wells in total, rather than per location. Reference to lenient experience during the adjudication process, and hopes for same going forward. In short, if one well were to reduce or cease function source – could the volume of the right be drawn from a neighboring well or wells within the District larger water right system. This flexibility would be a heavily useful service and support to the members (current and future) of the Sun Valley Water & Sewer District. Transfers of water rights are an issue, as the State looks to see the impacts of the draw from neighboring wells. In the Pocatello case, the Supreme Court allowed for, but put some restrictions on the transfer process – if the new point of diversion does not interfere with other rights (with given dates). This assessment process of quantifying source and volume as well as determining negative impact is at this time very difficult to quantify.

Director Webking inquired about Well 14 (as currently planned) being included as part of the possible submittal in this overlay / transfer process, and Attorney Robertson suggested that, in a first things first basis – that the District is best served by proving up on Well 14 separately. Once this right has been established, then additional points of diversion could be then pursued. Otherwise, the inclusion of the as-yet-unapproved well 14 might suggest lack of demonstrable need based on the theory of the new well.

EXECUTIVE SESSION

None.

ADJOURNMENT

Having no further business to conduct, Chairman Loyd declared the meeting adjourned at 9:08 a.m.

Chairman, Jim Loyd

ATTEST:

Secretary, Doug Brown

DRAFT

SUN VALLEY WATER & SEWER DISTRICT

TO: PAT MCMAHON AND THE BOARD OF DIRECTORS
FROM: JEANENE PARKER
DATE: MARCH 16, 2020
SUBJECT: TREASURER'S REPORT

1. Department Accomplishments
2. Financial Position
3. Financial Results
4. Financial Statements (Caselle)
5. Director Monthly Reporting
6. Capital Projects Report (with backup)
7. Payment Approval Report (Over 5,000) (with backup)
8. Paid Invoice Report
9. Payroll Approval
10. Credit Card Approval

Sun Valley Water & Sewer District - Fiscal Year Ending November 30, 2020							
Format consistent with Approved Budget							
	1/31/2020	1/31/2019	2/29/2020	2/28/2019	FYTD	APPROVED BUDGET	PERCENT ACHIEVED
% Of Fiscal year that has elapsed>>>	17%		25%				
SUMMARY FINANCIAL DASHBOARD							
REVENUES							
Water & Sewer Charges	12,768	7,741	359,494	357,719	746,805	1,365,000	54.71%
Irrigation/Sprinkling Charges	938	276	403	135	2,704	760,000	0.36%
Property Taxes - General	80,261	79,437	80,268	79,437	240,789	963,126	25.00%
Property Taxes - Water & Sewer Bonds	26,145	54,618	26,149	54,618	78,439	313,744	25.00%
State Sales Tax and Other Revenues	21,992	37,692	22,741	25,297	58,985	205,500	28.70%
McHanville LID	554	636	522	665	1,630	9,856	16.54%
Capital Reimbursements							
Total Revenue	142,658	180,400	489,576	517,870	1,129,352	3,617,226	31.22%
Use of (Addition to) Unappropriated Funds	141,068	216,490	-224,886	-303,327	-291,774	1,787,816	-16.32%
Total Revenues	283,726	396,890	264,690	214,543	837,578	5,405,042	15.50%
EXPENDITURES							
Salaries and Related Expenses	55,859	48,393	55,329	51,528	165,617	786,770	21.05%
Operating Expenses	44,910	48,382	31,870	31,597	111,147	1,042,800	10.66%
KSTP Expenses	38,114	36,849	33,670	32,998	100,250	702,000	14.28%
Depreciation & Amortization	80,026	80,026	80,026	80,026	240,078	1,090,000	22.03%
Non Operating Expenditures-Debt Service	63,633	80,026	63,633	18,394	190,900	763,600	25.00%
Capital Improvements	1,183	183,240	160	18,394	29,586	1,019,872	2.90%
Total Monthly Expenditures	283,726	476,916	264,689	232,936	837,578	5,405,042	15.50%
Monthly Excess of Revenues over Expenditures	-141,068	-296,516	224,886	284,934	291,774		
Running Excess/Deficit of Revenues over Expenditures	66,888	-157,733	291,774	127,200	291,774		
Net	0		0		0		
Note: The line "Use of (Addition to) Unappropriated Funds" refers to the use of the revenue budget item called Fund Balance.							

Increased due to quarterly billing

SUN VALLEY WATER & SEWER DIST
BALANCE SHEET
FEBRUARY 29, 2020

ASSETS

CURRENT ASSETS

CASH

1-01-00	CASH - OPERATING CHECKING	161,273.07
1-02-00	CASH - 07 BOND FUND (2018)	554.02
1-04-00	CASH - '04 BOND FUND	333.21
1-05-00	CASH -'04 KSTP CONSTRUCT. FUND	533.36
1-05-01	CASH -'08 MCHANVILLE LID	545.74

TOTAL CASH	163,239.40
------------	------------

TAXES RECEIVABLE

1-06-00	TAXES RECEIVABLE - CURRENT	379,211.79
1-09-00	TAXES RECEIVABLE-CURRENT-BOND	123,421.28

TOTAL TAXES RECEIVABLE	502,633.07
------------------------	------------

ACCOUNTS RECEIVABLE

1-15-00	ACCOUNTS RECEIVABLE - OTHER	639.98
1-16-00	ACCOUNTS RECEIVABLE METERED LO	7,558.90
1-17-00	ACCOUNTS RECEIVABLE W/S TRADE	362,205.63

TOTAL ACCOUNTS RECEIVABLE	370,404.51
---------------------------	------------

1-41-00	INVENTORY OF SUPPLIES	79,551.73
1-48-00	INVESTMENTS-2018 BOND RPAY FND	630,561.09
1-50-00	INVESTMENTS - GENERAL FUND	4,906,038.94
1-51-00	INVESTMENTS - CAP RESERVE FUND	101,048.47
1-52-00	SEWER REPLACEMENT/REPAIR FUND	436,354.83
1-54-00	INVESTMENTS-'04 KSTP CONST FND	2,000.40
1-54-01	INVESTMENTS-'08 MCHANVILLE LID	323,725.04
1-55-00	PREPAID EXPENSES	3,373.96

TOTAL	6,482,654.46
-------	--------------

TOTAL CURRENT ASSETS	6,482,654.46	7,518,931.44
----------------------	--------------	--------------

SUN VALLEY WATER & SEWER DIST
BALANCE SHEET
FEBRUARY 29, 2020

FIXED ASSETS		
PROPERTY PLANT & EQUIPMENT		
1-61-00	FIXED ASSETS - LAND	668,769.88
1-62-00	FIXED ASSETS - BUILDINGS	501,922.59
1-63-00	FIXED ASSETS-IMPR NOT BLDG WTR	17,063,535.23
1-64-00	FIXED ASSETS-IMPR NOT BLDG SEW	4,047,330.44
1-65-00	FIXED ASSETS - MACH/EQ - WATER	395,406.52
1-66-00	FIXED ASSETS - MACH/EQ - SEWER	280,427.32
1-67-00	FIXED ASSETS - OFFICE EQUIPMNT	113,847.47
1-68-00	FIXED ASSETS - W.I.P. - WATER	326,767.79
1-69-00	FIXED ASSETS - W.I.P. - SEWER	1,533,300.25
1-69-50	FIXED ASSETS - REUSE	4,613,070.63
		<hr/>
	TOTAL PROPERTY PLANT & EQUIPMENT	29,544,378.12
ACCUM DEPRECIATION		
1-72-00	DEPRECIATION - BUILDINGS	(485,718.09)
1-73-00	DEPR - IMPR NOT BLDG - WATER	(7,942,544.68)
1-74-00	DEPR - IMPR NOT BLDG - SEWER	(2,280,865.47)
1-75-00	DEPR - MACH/EQUIP - WATER	(368,360.53)
1-76-00	DEPR - MACH/EQUIP - SEWER	(278,583.78)
1-77-00	DEPR - OFFICE EQUIPMENT	(113,203.09)
1-78-00	DEPR - REUSE	(599,381.59)
		<hr/>
	TOTAL ACCUM DEPRECIATION	(12,078,657.23)
DEFERRED CHARGES		
1-96-00	CONTRIBUTION - KSTP (ASSET)	11,882,881.63
1-97-00	ACCUMULATED AMORTIZATION KSTP	(7,397,142.14)
1-99-00	DOF OF RES.-PENSION OBLIGATION	46,822.00
		<hr/>
	TOTAL DEFERRED CHARGES	4,532,561.49
	TOTAL FIXED ASSETS	<u>21,998,282.38</u>
	TOTAL ASSETS	<u><u>29,517,213.82</u></u>

SUN VALLEY WATER & SEWER DIST
BALANCE SHEET
FEBRUARY 29, 2020

LIABILITIES AND EQUITY

LIABILITIES

CURRENT LIABILITIES

2-01-00	ACCOUNTS PAYABLE	63,466.75	
2-11-00	CURRENT PORTION LONG TERM DEBT	528,219.94	
2-12-00	ACCR INT PAYABLE ON BONDS	176,810.09	
2-18-00	SALARIES PAYABLE	4,588.79	
2-21-00	INS - PAYROLL DEDUCT PAYABLE	5,882.02	
2-24-00	DEF COMP - PAYROLL TAXES PAY	103,464.32	
	TOTAL CURRENT LIABILITIES	882,431.91	

LONG TERM LIABILITIES

2-38-00	2009 MCHANVILLE LID PRINCIPAL	71,349.89	
2-39-00	BONDS CURRENT PORTION	(528,219.94)	
2-40-00	2018 BONDS	1,835,751.00	
	TOTAL LONG TERM LIABILITIES	1,378,880.95	

TOTAL LIABILITIES

2,261,312.86

FUND EQUITY

2-63-00	CONTRIBUTIONS FROM DEVELOPERS	4,770,492.58	
2-65-00	NET PENSION LIABILITY	158,901.00	
2-68-00	DIF OF RES-EMPLOYER PENS ASSUM	29,856.00	
2-69-00	DEFERRED INFLOW - TAXES	957,652.51	
2-73-00	RETAINED EARNINGS - RESERVED	1,324,818.74	

UNAPPROPRIATED FUND BALANCE:

2-72-00	RETAINED EARNINGS - UNRESERVED	19,693,020.17	
	REVENUE OVER EXPENDITURES - YTD	321,359.98	
		20,014,380.15	

BALANCE - CURRENT DATE

20,014,380.15

TOTAL FUND EQUITY

27,255,900.96

TOTAL LIABILITIES AND EQUITY

29,517,213.82

SUN VALLEY WATER & SEWER DIST
REVENUES WITH COMPARISON TO BUDGET
FOR THE 3 MONTHS ENDING FEBRUARY 29, 2020

	PERIOD ACTUAL	YTD ACTUAL	BUDGET	UNEARNED	PCNT
WATER AND SEWER REVENUE					
OPERATING REVENUES					
3-38-00	77,940.32	181,558.28	267,000.00	85,441.72	68.0
3-39-00	90,222.74	181,124.62	389,000.00	207,875.38	46.6
3-40-00	88,133.76	177,046.03	265,000.00	87,953.97	66.8
3-41-00	103,197.28	207,075.99	444,000.00	236,924.01	46.6
3-42-00	281.82	2,544.08	295,000.00	292,455.92	.9
3-43-00	121.18	160.03	465,000.00	464,839.97	.0
3-45-00	.00	75.00	750.00	675.00	10.0
3-46-00	.00	75.00	750.00	675.00	10.0
TOTAL OPERATING REVENUES	359,897.08	749,659.03	2,126,500.00	1,376,840.97	35.3
NON-OPERATING REVENUES					
3-01-00	80,267.50	240,788.50	963,126.00	722,337.50	25.0
3-02-00	26,148.80	78,439.46	313,744.00	235,304.54	25.0
3-19-00	279.43	585.16	5,000.00	4,414.84	11.7
3-34-00	13,652.16	13,652.16	45,000.00	31,347.84	30.3
3-47-00	.00	3,000.00	30,000.00	27,000.00	10.0
3-69-00	.00	2,202.95	10,000.00	7,797.05	22.0
3-70-00	.00	12,720.00	.00	(12,720.00)	.0
3-71-00	7,880.37	23,789.95	80,000.00	56,210.05	29.7
3-72-00	162.79	508.75	1,500.00	991.25	33.9
3-73-00	.00	.00	8,000.00	8,000.00	.0
3-74-00	.00	.07	.00	(.07)	.0
3-75-00	3.23	9.78	1,000.00	990.24	1.0
3-78-00	762.92	2,366.37	22,800.00	20,433.63	10.4
3-78-00	521.53	1,829.89	700.00	(929.89)	232.8
3-90-00	.00	.00	9,856.00	9,856.00	.0
TOTAL NON-OPERATING REVENUES	129,678.73	379,693.02	1,490,726.00	1,111,032.98	25.5
TOTAL REVENUE	489,575.81	1,129,352.05	3,617,226.00	2,487,873.95	31.2

SUN VALLEY WATER & SEWER DIST
EXPENDITURES WITH COMPARISON TO BUDGET
FOR THE 3 MONTHS ENDING FEBRUARY 29, 2020

	PERIOD ACTUAL	YTD ACTUAL	BUDGET	UNEXPENDED	PCNT
WATER AND SEWER EXPENSE					
SALARIES & RELATED EXPENSES					
4-01-11 SALARIES - BOARD	.00	1,200.00	8,000.00	6,800.00	15.0
4-01-12 SALARIES - ADMINISTRATION	17,690.88	49,781.13	228,000.00	178,218.87	21.8
4-01-13 SALARIES - OPERATING	21,532.24	64,581.28	300,000.00	235,418.72	21.5
4-01-21 FICA EXPENSE	3,000.62	8,840.59	40,000.00	31,159.41	22.1
4-01-22 HEALTH INSURANCE EXPENSE	8,422.39	27,487.56	138,060.00	110,572.44	19.9
4-01-23 RETIREMENT EXPENSE	4,683.23	13,726.51	63,350.00	49,623.49	21.7
4-01-24 WORKERS' COMPENSATION EXPENSE	.00	.00	9,360.00	9,360.00	.0
TOTAL SALARIES & RELATED EXP	55,329.38	165,617.07	786,770.00	621,152.93	21.1
SUPPLIES					
4-02-31 OFFICE SUPPLIES	1,873.61	4,158.16	8,000.00	3,841.84	52.0
4-02-32 OPERATING SUPPLIES	266.27	1,840.24	10,000.00	8,159.76	18.4
4-02-34 MINOR EQUIPMENT	.00	38.58	2,500.00	2,461.42	1.5
4-02-35 FUEL AND OIL	660.79	2,255.10	10,000.00	7,744.90	22.6
4-02-38 JANITORIAL SUPPLIES	30.97	77.23	1,000.00	922.77	7.7
TOTAL SUPPLIES	2,831.64	8,369.31	31,500.00	23,130.69	28.6
OTHER EXPENSES					
4-03-40 KSTP OPERATIONS	33,670.27	100,249.98	702,000.00	601,750.02	14.3
4-03-41 CONSULTING - PROF FEES	5,360.13	12,150.04	50,000.00	37,849.96	24.3
4-03-42 AUDITING - PROF FEES	.00	.00	23,000.00	23,000.00	.0
4-03-43 ATTORNEY'S FEES	.00	3,465.00	140,000.00	136,535.00	2.5
4-03-44 ADVERTISING & LEGAL PUBLISH	.00	.00	1,000.00	1,000.00	.0
4-03-45 BOND FEES	.00	.00	300.00	300.00	.0
4-03-46 INSURANCE	3,374.00	10,122.00	40,500.00	30,378.00	25.0
4-03-47 TRAVEL, MEETING, ENTERTAINMENT	526.50	690.51	5,000.00	4,309.49	13.8
4-03-48 DUES, SUBSCRIPTIONS	2,835.64	9,647.70	27,000.00	17,352.30	35.7
4-03-49 PERSONNEL TRAINING	163.56	767.41	6,000.00	5,232.59	12.8
4-03-50 STUDIES	.00	.00	60,000.00	60,000.00	.0
4-03-51 TELEPHONE	401.19	2,058.91	12,000.00	9,941.09	17.2
4-03-52 SYSTEM UTILITIES, ELEC/GAS	11,777.83	36,318.05	250,000.00	213,681.95	14.5
4-03-54 RENT - EQUIPMENT OFFICE	248.89	1,244.07	4,000.00	2,755.93	31.1
4-03-57 UTILITIES - MTC BLDG	603.87	1,929.92	6,000.00	4,070.08	32.2
4-03-58 R/M OFFICE EQ	.00	150.00	1,000.00	850.00	15.0
4-03-59 R/M GROUNDS	.00	262.50	25,000.00	24,737.50	1.1
4-03-60 R/M - BUILDINGS	529.43	1,661.79	50,000.00	48,338.21	3.3
4-03-61 R/M - AUTO	286.72	3,645.10	20,000.00	16,354.90	18.2
4-03-62 R/M - WA EQUIPMENT	.00	169.95	2,500.00	2,330.05	6.8
4-03-63 R/M - WATER SYSTEM	2,616.01	9,536.64	180,000.00	170,463.36	5.3
4-03-64 R/M - SEWER SYSTEM	134.95	6,889.22	60,000.00	53,110.78	11.5
4-03-65 R/M - WATER METERS	16.68	16.68	23,000.00	22,983.32	.1
4-03-67 WATER TEST FEES	.00	216.00	5,000.00	4,784.00	4.3
4-03-69 OTHER EXPENSES	163.42	1,836.23	5,000.00	3,163.77	36.7
4-03-70 R/M - REUSE SYSTEM	.00	.00	15,000.00	15,000.00	.0
TOTAL OTHER EXPENSES	62,709.09	203,027.70	1,713,300.00	1,510,272.30	11.9

SUN VALLEY WATER & SEWER DIST
 EXPENDITURES WITH COMPARISON TO BUDGET
 FOR THE 3 MONTHS ENDING FEBRUARY 29, 2020

	PERIOD ACTUAL	YTD ACTUAL	BUDGET	UNEXPENDED	PCNT
CAPITAL					
4-04-70 DEPRECIATION EXPENSE	56,025.27	168,075.81	800,000.00	631,924.19	21.0
4-04-73 AMORTIZ OF CONTRIBUTION - KSTP	24,000.73	72,002.19	290,000.00	217,997.81	24.8
TOTAL CAPITAL	80,026.00	240,078.00	1,090,000.00	849,922.00	22.0
DEBT SERVICE					
4-05-81 INTEREST EXPENSE FOR BONDS	63,633.33	190,899.99	58,744.00	(132,155.99)	325.0
4-05-84 INTEREST EXPENSE- LID	.00	.00	4,531.00	4,531.00	.0
TOTAL DEBT SERVICE	63,633.33	190,899.99	63,275.00	(127,624.99)	301.7
TOTAL DEPARTMENT EXPENSE	264,529.42	807,992.07	3,684,845.00	2,876,852.93	21.9
NET REVENUE OVER EXPENDITURES	225,046.39	321,359.98	(67,619.00)	(388,978.98)	475.3

SUN VALLEY WATER & SEWER DISTRICT COMPARISON JANUARY 2020

	DECEMBER		JANUARY		FEBRUARY		MARCH		APRIL		MAY	
	2019	2018	2020	2019	2020	2019	2019	2018	2019	2018	2019	2018
	WELL PRODUCTION	56,983	54,555	52,314	41,336	45,534	36,466	41,416	44,569	40,012	41,967	79,527
ELKHORN GOLF Domestic	0	0	0	0	0	0	0	0	0	0	0	0
ELKHORN GOLF Reuse	0	0	0	0	0	0	0	0	429	0	5,761	1,073
DOLLAR Snowmaking	10,286	13,843	4,906	1,220	0	3,060	81	62	0	40	0	0
KSTP Plant Total	35,182	36,679	35,418	35,648	34,018	32,337	37,011	38,991	67,405	40,464	54,527	48,799
Ketchum Total	19,357	19,582	19,118	18,750	18,387	17,674	19,871	18,096	37,659	15,214	31,930	26,409
SVWSD Total	15,825	17,097	16,300	16,898	15,631	14,663	17,140	21,522	29,746	25,250	22,597	22,390
SVWSD %	44.98%	46.61%	46.02%	47.40%	45.95%	45.34%	46.31%	55.20%	44.13%	62.40%	41.44%	45.88%
KSTP Operating Expense	28,465	26,417	38,114	36,849	33,670	32,998	36,260	50,899	52,502	39,635	32,221	45,406
System Utility	10,805	11,705	14,439	12,131	12,382	11,831	12,426	13,158	11,189	11,534	23,972	14,805
Property Tax	8,034	65,683	547,498	510,088	28,145	35,453	6,120	4,291	9,334	5,770	10,535	6,526
2004 Bond (Refin 2013)	0	21,827	0	169,522	0	6,686	2,034	1,443	3,102	1,940	3,501	2,194
2007 Bond (Refin 2018)	2,647	23,334	178,598	181,220	9,169	7,148	2,174	1,542	3,316	2,074	3,742	2,346
	JUNE		JULY		AUGUST		SEPTEMBER		OCTOBER		NOVEMBER	
	2019	2018	2019	2018	2019	2018	2019	2018	2019	2018	2019	2018
	WELL PRODUCTION	154,125	138,279	184,780	188,539	187,036	194,420	135,196	141,742	52,323	40,915	47,144
ELKHORN GOLF Domestic	2,845	1,428	1,428	1,428	0	4,802	0	0	0	0	0	0
ELKHORN GOLF Reuse	10,981	10,648	19,105	21,538	18,532	12,105	13,710	13,710	14,267	1,330	0	0
DOLLAR Snowmaking	0	0	0	0	0	0	0	330	3,296,000	440	8,050,000	11,004
KSTP Plant Total	62,548	48,260	53,630	43,212	41,430	39,762	32,995	31,686	32,558	32,887	29,369	27,660
Ketchum Total	39,673	26,701	29,373	21,882	21,260	20,530	17,106	16,467	17,286	14,873	15,797	13,764
SVWSD Total	22,875	21,599	23,757	21,330	20,170	19,232	15,889	15,219	15,272	18,014	13,572	13,896
SVWSD %	36.57%	44.67%	44.19%	49.36%	48.68%	48.37%	48.16%	48.37%	46.91%	54.78%	46.21%	50.24%
KSTP Operating Expense	20,245	38,831	28,326	37,753	44,503	42,277	49,971	39,164	29,256	39,513	56,695	51,394
System Utility	20,760	22,229	29,055	30,377	32,491	31,756	28,777	31,048	18,245	20,832	10,331	10,848
Property Tax 1-06	43,404	36,621	274,023	225,240	10,577	5,307	3,276	18,491	604	1,357	404	17,074
2004 Bond (Refin 2013) 1-09	14,423	12,314	90,983	75,750	3,515	1,785	1,238	1,295	201	456	134	93
2007 Bond (Refin 2018) 1-09	15,419	13,164	97,262	80,978	3,757	1,908	1,323	1,384	215	488	144	43

Sun Valley Water Capital Projects

2020 Fiscal Year	Beginning Balance FROM 11/30/19	Dec	Jan	Feb	YEAR END ADDITIONS 13TH MONTH	Ending Balance	
Capital Water Projects							
2017 Bitterroot Road	\$124,664.51					\$124,664.51	2017 Bitterroot Road
2005 Well #14/Trail Creek	\$183,088.39		\$1,102.50			\$184,190.89	2005 Well #14/Trail Creek
2004 Well #13	\$1,657,587.67					\$1,657,587.67	2004 Well#13
2019 Well #3	\$24,175.09					\$24,175.09	2019 Well #3
2010 Meter	\$9,204.35					\$9,204.35	2010 Meter/CLOSE-REOPEN
SVCO EQ	45,131.80					\$45,131.80	White Clouds
PLC UPGRADE	62,740.33					\$62,740.33	
Auditors JE						\$0.00	
Total	2,106,592.14	\$0.00	1,102.50	0.00	0.00	2,107,694.64	
GL Acct 1.68							
2019/20 CUMULATIVE WATER TOTAL		\$0.00	\$1,102.50	\$1,102.50	\$1,102.50	\$1,102.50	YTD TOTAL FOR 2018/19
KSTP-ASSETS 1.96	11,800,798.23					11,800,798.23	YTD TOTAL FOR 2018/19
Capital Sewer Projects							
KSTP-Headworks/Screen Project	\$1,708,386.81	\$28,243.33	\$80.00	\$160.00		1,736,870.14	KSTP Headworks/Screen Project
Total	\$1,708,386.81	\$28,243.33	\$80.00	\$160.00	\$0.00	\$1,736,870.14	
GL Acct 1.69							
2019/20 CUMULATIVE SEWER TOTAL		\$28,243.33	\$28,323.33	\$28,483.33	\$28,483.33	\$28,483.33	
Monthly Total	3,814,978.95	28,243.33	1,182.50	160.00	0.00	\$3,844,564.78	
Cumulative Total		\$28,243.33	\$29,425.83	\$29,585.83			

Report Criteria:

Report type: GL detail
 Vendor Name = (NOT LIKE) "DIG LINE"
 Invoice Detail, GL Account = "6543507500"- "6543508300", "6743506900"- "6743508300"

GL Period	Check Issue Date	Check Number	Payee	Invoice Number	Invoice GL Account	Check Amount
02/20	02/18/2020	83344	ROBERTS ELECTRIC	2690	67-4350-7809	320.00
Grand Totals:						320.00

Summary by General Ledger Account Number

GL Account	Debit	Credit	Proof
67-2030-0000	.00	320.00-	320.00-
67-4350-7809	320.00	.00	320.00
Grand Totals:	320.00	320.00-	.00



PO Box 3869
 Hailey ID 83333
 (208) 788-3238

Invoice

Date	Invoice #
1/8/2020	2690

Bill To
City of Ketchum PO Box 2315 Ketchum ID 83340

67-4350-7809
 All MP
 435004

Terms	Project
Net 30	Waste Water

Description	Quantity	Rate	Amount
LABOR ONLY Install new pump and test with Brandon, Jeff and Mic.			
Labor - Patrick Ballou	4	80.00	320.00
Subtotal			320.00
Total			\$320.00

Report Criteria:

Detail report.

Invoices with totals above \$5000.00 included.

Only unpaid invoices included.

Vendor.Name = (NOT LIKE) "IDAHO POWER","INTERMOUNTAIN GAS","CASELLE INC.,""CENTURY LINK","COX BUSINESS SERVICES","IDAHO DEQ","Verizon Wireless","WELLS FARGO FINANCIAL LEASING","Wells Fargo Payment Remittance Ctr","AA TANKS CO"

GL Acct No	Vendor Name	Description	Net Invoice Amount
70			
4-02-31 OFFICE SUPPLIES			
	Banyan Technology Inc.	OFC SUPP - NEW SCADA COMPUTER/MONITOR/BATTERY/VOIP GRANDSTR	1,873.61
4-03-41 CONSULTING - PROF FEES			
	Banyan Technology Inc.	CONSULTING - WONDERWARE CONVERSION & PROGRAMMING	4,619.60
Total 70:			6,493.21
515			
1-69-00 FIXED ASSETS - W.I.P. - SEWER			
	Ketchum, City of	HEADWORKS PROJECT- ROBERTS ELECTRIC TO INSTALL NEW PUMP	160.00
4-03-40 KSTP OPERATIONS			
	Ketchum, City of	KSTP OPERATINGS/FEB 2020	33,670.27
Total 515:			33,830.27
Grand Totals:			40,323.48

**SUN VALLEY WATER AND SEWER DISTRICT
SEWER TREATMENT PLANT OPERATIONAL EXPENSES**

MONTH ENDING: February 2020

CHECK #	IN FAVOR OF:	DATE	STP CHARGE	SUN VALLEY 45.95%	DESCRIPTION
	SEE ATTACHED	2/29	\$ 18,737.90	\$ 8,610.07	
	Payroll	2/29	\$ 32,729.56	\$ 15,039.23	
	Retirement	2/29	\$ 3,907.91	\$ 1,795.68	
	FICA	2/29	\$ 2,503.81	\$ 1,150.50	
	Health Insurance	2/29	\$ 14,039.35	\$ 6,451.08	
	Dental Insurance	2/29	\$ 370.55	\$ 170.27	
	Long Term Disability	2/29	\$ 125.32	\$ 57.58	
	NBS - HRA Admin Fees	2/29	\$ 29.94	\$ 13.76	
	Insurance Admin Fees	2/29	\$ 59.63	\$ 27.40	
	NBS - HRA for 2019	2/29	\$ 25.00	\$ 11.49	
	NBS - Vision HRA for 2019	2/29	\$ 321.00	\$ 147.50	
**	Worker's Compensation	2/29	\$ 425.92	\$ 195.71	
TOTALS			\$ 73,275.89	\$ 33,670.27	


KETCHUM PERCENT	54.05%
KETCHUM DOLLAR SHARE	\$ 39,605.62
SUN VALLEY PERCENT	45.95%
SUN VALLEY DOLLAR SHARE	\$ 33,670.27

TOTAL DUE \$ 33,670.27

Capital	Expense	50%
Robert's Electric	\$ 320.00	
	\$ 320.00	

Actual Total Due \$33,830.27

4-03-40 - 33,670.27
1-69-00 - 160.00

APPROVED	
PAID	

Report Criteria:

Report type: GL detail
Vendor Name = (NOT LIKE) "DIG LINE"
Invoice Detail: GL Account = 6543503100,6543503200-6543503600,65435038-6543506100

GL Period	Check Issue Date	Check Number	Payee	Invoice Number	Invoice GL Account	Check Amount
02/20	02/12/2020	21220	US BANK	6243 012720	65-4350-3400	399.50
02/20	02/12/2020	21220	US BANK	9642 012720	65-4350-4900	75.00
02/20	02/12/2020	21220	US BANK	9642 012720	65-4350-6100	13.69
02/20	02/12/2020	21220	US BANK	9642 012720	65-4350-6100	45.98
02/20	02/12/2020	21220	US BANK	9642 012720	65-4350-6100	74.08
02/20	02/12/2020	21220	US BANK	9642 012720	65-4350-6100	49.00
02/20	02/12/2020	21220	US BANK	9642 012720	65-4350-6000	221.96
02/20	02/12/2020	21220	US BANK	9642 012720	65-4350-6100	154.99
02/20	02/12/2020	21220	US BANK	9642 012720	65-4350-6100	364.44
02/20	02/26/2020	83152	McMASTER-CARR SUPPLY CO.	26313389	65-4350-6100	174.57- V
02/20	02/26/2020	83152	McMASTER-CARR SUPPLY CO.	26313389	65-4350-3400	79.89- V
02/20	02/03/2020	83198	ALSCO - AMERICAN LINEN DIVISIO	LBO11772039	65-4350-3200	24.49
02/20	02/03/2020	83198	ALSCO - AMERICAN LINEN DIVISIO	LBO11772040	65-4350-3200	115.01
02/20	02/03/2020	83201	ATKINSONS' MARKET	02828743	65-4350-3200	9.47
02/20	02/03/2020	83201	ATKINSONS' MARKET	05282872	65-4350-3200	8.42
02/20	02/03/2020	83203	BANYAN TECHNOLOGY INC.	20659	65-4350-4200	157.50
02/20	02/03/2020	83209	CHATEAU DRUG CENTER	2179199	65-4350-3200	14.24
02/20	02/03/2020	83216	EASY PACK INC	188890	65-4350-3200	5.00
02/20	02/03/2020	83234	PLATT ELECTRIC SUPPLY	0A67601	65-4350-6100	101.55
02/20	02/03/2020	83234	PLATT ELECTRIC SUPPLY	Z579007	65-4350-6100	72.98
02/20	02/03/2020	83237	RIVER RUN AUTO PARTS	6538-150098	65-4350-6100	4.44
02/20	02/03/2020	83237	RIVER RUN AUTO PARTS	6538-150316	65-4350-6100	.98
02/20	02/03/2020	83238	SAWTOOTH WOOD PRODUCTS, INC.	0000117578	65-4350-6100	384.60
02/20	02/03/2020	83247	UNIFIED OFFICE SERVICES	278512	65-4350-3100	31.93
02/20	02/07/2020	83259	INTERMOUNTAIN GAS	32649330001 012720	65-4350-5200	356.81
02/20	02/07/2020	83259	INTERMOUNTAIN GAS	32649330001 012720	65-4350-5200	502.67
02/20	02/07/2020	83259	INTERMOUNTAIN GAS	32649330001 012720	65-4350-5200	196.32
02/20	02/07/2020	83259	INTERMOUNTAIN GAS	32649330001 012720	65-4350-5200	47.73
02/20	02/07/2020	83259	INTERMOUNTAIN GAS	58208688554 012720	65-4350-5200	9.79
02/20	02/07/2020	83262	UNITED OIL	931468	65-4350-3500	100.93
02/20	02/18/2020	83265	A.C. HOUSTON LUMBER CO.	2002-601137	65-4350-6100	4.64
02/20	02/18/2020	83266	ALSCO - AMERICAN LINEN DIVISIO	LBO11775910	65-4350-3200	24.49
02/20	02/18/2020	83266	ALSCO - AMERICAN LINEN DIVISIO	LBO11775911	65-4350-3200	115.01
02/20	02/18/2020	83268	ANALYTICAL LABORATORIES, INC.	69504	65-4350-4200	293.44
02/20	02/18/2020	83270	BACKGROUND INVESTATION BUREA	CIT025020120-1	65-4350-4200	23.95
02/20	02/18/2020	83284	CHATEAU DRUG CENTER	2186108	65-4350-3200	19.66
02/20	02/18/2020	83285	CHEMTRADE CHEMICALS US LLC	92820836	65-4350-3800	1,960.00
02/20	02/18/2020	83290	COLUMBIA ELECTRIC SUPPLY	8819-573224	65-4350-6100	99.64
02/20	02/18/2020	83291	CONRAD & BISCHOFF	0731641	65-4350-3500	307.00
02/20	02/18/2020	83306	FIRE SERVICES OF IDAHO	53144P	65-4350-4200	221.00
02/20	02/18/2020	83312	HACH	11807505	65-4350-3800	248.69
02/20	02/18/2020	83312	HACH	11812660	65-4350-3800	61.09
02/20	02/18/2020	83315	HOEFER, ZACH	020520	65-4350-4900	216.45
02/20	02/18/2020	83318	IDAHO BUREAU OF OCCUPATIONAL	021020	65-4350-4900	100.00
02/20	02/18/2020	83326	LA QUINTA (MERIDIAN)	728-779225	65-4350-4900	218.00
02/20	02/18/2020	83327	LES SCHWAB	11700606103	65-4350-6000	758.58
02/20	02/18/2020	83327	LES SCHWAB	11700610061	65-4350-6000	87.52
02/20	02/18/2020	83329	LYNCH, BRANDON	013020	65-4350-4900	42.00
02/20	02/18/2020	83332	McMASTER-CARR SUPPLY CO.	30972680	65-4350-3400	272.33
02/20	02/18/2020	83337	NORTH CENTRAL LABORATORIES	434727	65-4350-3800	283.94
02/20	02/18/2020	83341	PIPECO, INC.	S3616291.001	65-4350-6100	20.53

M = Manual Check, V = Void Check

GL Period	Check Issue Date	Check Number	Payee	Invoice Number	Invoice GL Account	Check Amount
02/20	02/18/2020	83359	UPS STORE #2444	7037	65-4350-3200	15.82
02/20	02/18/2020	83359	UPS STORE #2444	7094	65-4350-3200	12.29
02/20	02/18/2020	83359	UPS STORE #2444	7134	65-4350-3200	12.29
02/20	02/18/2020	83359	UPS STORE #2444	7181	65-4350-3200	12.29
02/20	02/18/2020	83359	UPS STORE #2444	7236	65-4350-3200	12.06
02/20	02/25/2020	83368	CENTURY LINK	2087268953 021320	65-4350-5100	53.99
02/20	02/25/2020	83370	IDAHO POWER	2202158701 021420	65-4350-5200	9,003.61
02/20	02/25/2020	83370	IDAHO POWER	2224304721 021020	65-4350-5200	13.34
02/20	02/25/2020	83371	UNITED OIL	932619	65-4350-3500	474.38
02/20	02/25/2020	83372	VERIZON WIRELESS	965494438 021020	65-4350-5100	25.46
02/20	02/25/2020	83372	VERIZON WIRELESS	965494438 021020	65-4350-5100	40.01
02/20	02/26/2020	83373	IDAHO POWER	2202703357 021920	65-4350-5200	95.42
02/20	02/26/2020	83373	IDAHO POWER	2206786259 021920	65-4350-5200	45.48
02/20	02/26/2020	83374	McMASTER-CARR SUPPLY CO.	26313389	65-4350-6100	174.57
02/20	02/26/2020	83374	McMASTER-CARR SUPPLY CO.	26313389	65-4350-3400	79.89

Grand Totals: 18,737.90

Summary by General Ledger Account Number

GL Account	Debit	Credit	Proof
65-2030-0000	254.46	18,992.36-	18,737.90-
65-4350-3100	31.93	.00	31.93
65-4350-3200	400.54	.00	400.54
65-4350-3400	751.72	79.89-	671.83
65-4350-3500	882.31	.00	882.31
65-4350-3800	2,553.72	.00	2,553.72
65-4350-4200	695.89	.00	695.89
65-4350-4900	651.45	.00	651.45
65-4350-5100	119.46	.00	119.46
65-4350-5200	10,271.17	.00	10,271.17
65-4350-6000	1,068.06	.00	1,068.06
65-4350-6100	1,566.11	174.57-	1,391.54
Grand Totals:	19,246.82	19,246.82-	.00

Report Criteria:

Report type: GL detail
Vendor Name = (NOT LIKE) "DIG LINE"
Invoice Detail, GL Account = 6543503100,6543503200-6543503600,65435038-6543506100

Report Criteria:
Detail report type printed

Vendor Number	Name	Invoice Number	Description	Seq	Invoice Date	Invoice Amount	Discount Amount	Check Amount	Check Number	Check Issue Date
35	Anderson, Anthony	012820	REIMBURSEMENT - PER	1	01/28/2020	23.26	.00	23.26	15986	02/18/2020
		021220REIM	REIMBURSEMENT - AA &	1	02/12/2020	43.56	.00	43.56	15986	02/18/2020
		1209-1231-J	HEALTH INSURANCE EX	1	12/31/2019	277.32	.00	277.32	15986	02/18/2020
Total 35:						344.14	.00	344.14		
70	Banyan Technology Inc.	20668	CONSULTING - WONDER	1	01/31/2020	1,530.00	.00	1,530.00	15987	02/18/2020
Total 70:						1,530.00	.00	1,530.00		
85	Benchmark Associates	0719-58	GROUND S R/M - STAKE	1	07/31/2019	262.50	.00	262.50	15988	02/18/2020
		0819-88	WELL#14-SITE MAPPING	1	09/30/2019	1,102.50	.00	1,102.50	15988	02/18/2020
Total 85:						1,365.00	.00	1,365.00		
90	Benson, Chris	011320	HEALTH INS EXP FEB/SA	1	01/13/2020	6.53	.00	6.53	15989	02/18/2020
Total 90:						6.53	.00	6.53		
160	BUREAU OF OCCUPATIO	DWD3-13771	APPLICATION FEE-#DWD	1	02/24/2020	30.00	.00	30.00	16012	02/24/2020
		WWC2-1314	APPLICATION FEE-#WW	1	02/24/2020	30.00	.00	30.00	16012	02/24/2020
Total 160:						60.00	.00	60.00		
175	CASELLE INC.	100219	CONTRACT SUPPORT-3/	1	02/01/2020	811.00	.00	811.00	2182001	02/18/2020
Total 175:						811.00	.00	811.00		
180	CH2M Hill Inc.	154047CH01	ADMIN GENERAL CONSU	1	02/04/2020	1,685.63	.00	1,685.63	15991	02/18/2020
Total 180:						1,685.63	.00	1,685.63		
185	Chateau Drug	2177723-	OP SUP - LAUNDRY DET	1	01/17/2020	11.49	.00	11.49	15992	02/18/2020
		2182798	OFFICE SUPPLIES - CLIP	1	01/30/2020	2.99	.00	2.99	15992	02/18/2020
Total 185:						14.48	.00	14.48		
190	Clear Creek Disposal	0001294965	ON CALL SVC 1/17/20	1	01/27/2020	41.81	.00	41.81	15993	02/18/2020
Total 190:						41.81	.00	41.81		
220	COX BUSINESS SERVICE	021420	INTERNET SERVICE- FEB	1	02/14/2020	89.00	.00	89.00	16010	02/21/2020
Total 220:						89.00	.00	89.00		
270	Dig Line Inc	0063003-IN	DUES & SUBSCRIPTIONS	1	01/31/2020	71.90	.00	71.90	15994	02/18/2020
Total 270:						71.90	.00	71.90		
365	Houston Lumber Co.	2001-597195	OP SUP - DUCT WORK, D	1	01/21/2020	19.96	.00	19.96	15995	02/18/2020
Total 365:						19.96	.00	19.96		
430	Idaho Power	022520	SYSTEM UTILITIES-WHIT	1	02/25/2020	507.11	.00	507.11	3062001	03/06/2020

Vendor Number	Name	Invoice Number	Description	Seq	Invoice Date	Invoice Amount	Discount Amount	Check Amount	Check Number	Check Issue Date
		022520	SYSTEM UTILITIES-BACK	2	02/25/2020	12.43	.00	12.43	3062001	03/06/2020
		022520	SYSTEM UTILITIES-LOT 1	3	02/25/2020	5.90	.00	5.90	3062001	03/06/2020
		022520	SYSTEM UTILITIES-SAGE	4	02/25/2020	382.12	.00	382.12	3062001	03/06/2020
		022520	SYSTEM UTILITIES-WELL	5	02/25/2020	501.98	.00	501.98	3062001	03/06/2020
		022520	SYSTEM UTILITIES-SAGE	6	02/25/2020	11.01	.00	11.01	3062001	03/06/2020
		022520	SYSTEM UTILITIES-SKYL	7	02/25/2020	12.11	.00	12.11	3062001	03/06/2020
		022520	SYSTEM UTILITIES-ELKH	8	02/25/2020	28.57	.00	28.57	3062001	03/06/2020
		022520	SYSTEM UTILITIES-REUS	9	02/25/2020	595.99	.00	595.99	3062001	03/06/2020
		022520	SYSTEM UTILITIES-WELL	10	02/25/2020	407.34	.00	407.34	3062001	03/06/2020
		022520	SYSTEM UTILITIES-WELL	11	02/25/2020	3,138.01	.00	3,138.01	3062001	03/06/2020
		022520	SYSTEM UTILITIES-WELL	12	02/25/2020	183.43	.00	183.43	3062001	03/06/2020
		022520	SYSTEM UTILITIES-WELL	13	02/25/2020	159.41	.00	159.41	3062001	03/06/2020
		022520	SYSTEM UTILITIES-MCH	14	02/25/2020	167.11	.00	167.11	3062001	03/06/2020
		022520	SYSTEM UTILITIES-ST LU	15	02/25/2020	218.89	.00	218.89	3062001	03/06/2020
		022520	SYSTEM UTILITIES-LANE	16	02/25/2020	116.10	.00	116.10	3062001	03/06/2020
		022520	SYSTEM UTILITIES-WELL	17	02/25/2020	836.43	.00	836.43	3062001	03/06/2020
		022520	SYSTEM UTILITIES-DOLL	18	02/25/2020	10.14	.00	10.14	3062001	03/06/2020
		022520	SYSTEM UTILITIES-WHIT	19	02/25/2020	7.06	.00	7.06	3062001	03/06/2020
		022520	SYSTEM UTILITIES-SKYL	20	02/25/2020	90.62	.00	90.62	3062001	03/06/2020
		022520	SYSTEM UTILITIES-DOLL	21	02/25/2020	629.89	.00	629.89	3062001	03/06/2020
		022520	SYSTEM UTILITIES-HEAD	22	02/25/2020	355.06	.00	355.06	3062001	03/06/2020
		022520	SYSTEM UTILITIES-SUN	23	02/25/2020	47.77	.00	47.77	3062001	03/06/2020
		022520	SYSTEM UTILITIES-SAGE	24	02/25/2020	907.47	.00	907.47	3062001	03/06/2020
		022520	SYSTEM UTILITIES-WELL	25	02/25/2020	1,607.34	.00	1,607.34	3062001	03/06/2020
		022520	SYSTEM UTILITIES-WELL	26	02/25/2020	148.39	.00	148.39	3062001	03/06/2020
		022520	SYSTEM UTILITIES-WELL	27	02/25/2020	497.10	.00	497.10	3062001	03/06/2020
		022520	SYSTEM UTILITIES-WELL	28	02/25/2020	10.34	.00	10.34	3062001	03/06/2020
		022520	SYSTEM UTILITIES-WELL	29	02/25/2020	300.83	.00	300.83	3062001	03/06/2020
		022520	SYSTEM UTILITIES-WELL	30	02/25/2020	84.83	.00	84.83	3062001	03/06/2020
		022520	SYSTEM UTILITIES-BACK	31	02/25/2020	39.57	.00	39.57	3062001	03/06/2020
		022520	SYSTEM UTILITIES-SUN	32	02/25/2020	6.85	.00	6.85	3062001	03/06/2020
						<u>12,027.20</u>	<u>.00</u>	<u>12,027.20</u>		
	Total 430:									
451	INDEPENDENT AUTOMO	20368	AUTO R/M - 2018 GMC 15	1	12/13/2019	121.55	.00	121.55	15996	02/18/2020
		20425	AUTO R/M - 2008 GMC SI	1	01/02/2020	2,762.69	.00	2,762.69	15996	02/18/2020
						<u>2,884.24</u>	<u>.00</u>	<u>2,884.24</u>		
	Total 451:									
460	Intermountain Gas Co	022420	SYSTEM UTILITIES-WELL	1	02/24/2020	21.95	.00	21.95	16015	03/05/2020
		022420	SYSTEM UTILITIES-SAGE	2	02/24/2020	9.79	.00	9.79	16015	03/05/2020
		022420	SYSTEM UTILITIES - HQ	3	02/24/2020	248.81	.00	248.81	16015	03/05/2020
		022420	SYSTEM UTILITIES-WHIT	4	02/24/2020	12.42	.00	12.42	16015	03/05/2020
		022420	SYSTEM UTILITIES-WELL	5	02/24/2020	10.53	.00	10.53	16015	03/05/2020
		022420	SYSTEM UTILITIES-WELL	6	02/24/2020	12.96	.00	12.96	16015	03/05/2020
		022420	SYSTEM UTILITIES-MCH	7	02/24/2020	10.53	.00	10.53	16015	03/05/2020
		022420	SYSTEM UTILITIES-LANE	8	02/24/2020	9.79	.00	9.79	16015	03/05/2020
		022420	SYSTEM UTILITIES - REU	9	02/24/2020	17.72	.00	17.72	16015	03/05/2020
						<u>354.50</u>	<u>.00</u>	<u>354.50</u>		
	Total 460:									
490	Joe's Backhoe Service, Inc	236767	H20 R/M- PAINTBRUSH -	1	01/25/2020	2,626.00	.00	2,626.00	15998	02/18/2020
						<u>2,626.00</u>	<u>.00</u>	<u>2,626.00</u>		
	Total 490:									
515	Ketchum, City of	013120	KSTP OPERATINGS/FEB	1	01/31/2020	38,114.43	.00	38,114.43	15999	02/18/2020
		013120	HEADWORKS PROJECT-	2	01/31/2020	80.00	.00	80.00	15999	02/18/2020

Vendor Number	Name	Invoice Number	Description	Seq	Invoice Date	Invoice Amount	Discount Amount	Check Amount	Check Number	Check Issue Date
Total 515:						38,194.43	.00	38,194.43		
575	Magic Valley Labs, Inc	15121	H2O TEST FEES/JAN	1	01/30/2020	90.00	.00	90.00	16000	02/18/2020
Total 575:						90.00	.00	90.00		
655	Ohio Gulch Transfer Statio	139491	COUCH DISPOSAL LEFT	1	01/27/2020	9.00	.00	9.00	16002	02/18/2020
Total 655:						9.00	.00	9.00		
710	CENTURY LINK	020120	TELEPHONE EXP/JAN	1	02/01/2020	421.30	.00	421.30	15990	02/18/2020
Total 710:						421.30	.00	421.30		
741	J. EVAN ROBERTSON P.A	11477	ATTORNEY'S FEES - DEC	1	12/31/2019	1,715.00	.00	1,715.00	15997	02/18/2020
Total 741:						1,715.00	.00	1,715.00		
745	MARCO ROMERO COMP	36273	CONSULTING - DISCUSS	1	02/11/2020	95.00	.00	95.00	16001	02/18/2020
Total 745:						95.00	.00	95.00		
915	United Oil	931604	GAS & OIL EXPENSE-TH	1	01/31/2020	436.16	.00	436.16	16003	02/18/2020
Total 915:						436.16	.00	436.16		
935	USA Blue Book	116238	SEWER R&M - FULL BOD	1	01/15/2020	283.45	.00	283.45	16004	02/18/2020
		120003	SEWER R&M - 65' WORK	1	01/20/2020	1,118.55	.00	1,118.55	16004	02/18/2020
		131148	SEWER R&M - SPLIT MO	1	01/30/2020	67.50	.00	67.50	16004	02/18/2020
Total 935:						1,469.50	.00	1,469.50		
945	Utility Management System	16059	SEWER R/M-ST LUKE'S L	1	01/16/2020	236.48	.00	236.48	16005	02/18/2020
Total 945:						236.48	.00	236.48		
975	Verizon Wireless	9848838932	CELL PHONES-JAN 22-FE	1	02/21/2020	72.19	.00	72.19	16016	03/05/2020
Total 975:						72.19	.00	72.19		
1022	WELLS FARGO FINANCIA	5009180903	COPIER LEASE- 2/5/20-3/	1	02/06/2020	248.89	.00	248.89	16013	02/24/2020
Total 1022:						248.89	.00	248.89		
1035	Wells Fargo Payment Remi	021120	TM&E- LUNCH - PM/CB L	1	02/11/2020	40.00	.00	40.00	16011	02/21/2020
		021120	TM&E-THRIFTY CAR REN	2	02/11/2020	256.50	.00	256.50	16011	02/21/2020
		021120	TM&E-RIVERSIDE HOTEL	3	02/11/2020	230.00	.00	230.00	16011	02/21/2020
		021120	BLDG R/M - CED - DRYER	4	02/11/2020	10.43	.00	10.43	16011	02/21/2020
Total 1035:						536.93	.00	536.93		
1106	WENDY KIRKPATRICK	013120	CONSULTING - JANUARY	1	01/31/2020	300.00	.00	300.00	16006	02/18/2020
Total 1106:						300.00	.00	300.00		

Vendor Number	Name	Invoice Number	Description	Seq	Invoice Date	Invoice Amount	Discount Amount	Check Amount	Check Number	Check Issue Date
Grand Totals:						<u>67,556.27</u>	<u>.00</u>	<u>67,556.27</u>		

Report Criteria:
Detail report type printed

Report Criteria:

Deposit date: 2/6/2020
ACH file created: C:\Users\Joanne\Desktop\PAYROLL DIRECT DEPOSIT\ACHFILE020620.ach
Organization's offset record not included
Ordered by employee number

Employee Number	Name	Routing Number	Account Number	Type	Amount	Net Amount	Prenotice
3	Anderson, Anthony F.	123103729	153395134488	Checking Deposit	2,136.57	2,136.57	
4	Benson, Christopher N.	325070980	3087013409	Checking Deposit	2,093.32	2,093.32	
5	Neuner, Andrew J.	124103799	2323774337	Checking Deposit	1,575.78	1,575.78	
7	McMahon, Patrick J.	123103729	153354009554	Checking Deposit	2,649.03	2,649.03	
8	JADE ERICKSON	325070980	3087014043	Checking Deposit	1,846.27	1,846.27	
46	Parker, Jeanene	324173383	1400002058159	Checking Deposit	265.00	.00	
46	Parker, Jeanene	324173383	1010002058159	Savings Deposit	25.00	.00	
46	Parker, Jeanene	123171955	0813200018304	Checking Deposit	1,520.03	1,810.03	
48	MARY ELIZABETH COLLINS	124000054	435305792	Checking Deposit	1,711.86	1,711.86	
Total:						13,822.86-	

Transaction count: 9
Debit total: .00
Credit total: 13,822.86-

17168657
APPROVED
PAID

Criteria:
Deposit date: 2/20/2020
ACH file created: C:\Users\Joanne\Desktop\PAYROLL DIRECT DEPOSIT\ACHFILE022020.ach
Organization's offset record not included
Ordered by employee number

Employee Number	Name	Routing Number	Account Number	Type	Amount	Net Amount	Prenotice
3	Anderson, Anthony F.	123103729	153395134486	Checking Deposit	1,837.61	1,837.61	
4	Benson, Christopher N.	325070980	3087013409	Checking Deposit	1,633.61	1,633.61	
5	Neuner, Andrew J.	124103799	2323774337	Checking Deposit	1,670.87	1,670.87	
7	McMahon, Patrick J.	123103729	153354009554	Checking Deposit	2,733.39	2,733.39	
8	JADE ERICKSON	325070980	3087014043	Checking Deposit	2,109.93	2,109.93	
46	Parker, Jeanene	324173383	1400002058159	Checking Deposit	265.00	.00	
46	Parker, Jeanene	324173383	1010002058159	Savings Deposit	25.00	.00	
46	Parker, Jeanene	123171955	0813200018304	Checking Deposit	1,339.52	1,629.52	
48	MARY ELIZABETH COLLINS	124000054	435305792	Checking Deposit	1,671.86	1,671.86	
Total:						13,286.79-	

Transaction count: 9
Debit total: .00
Credit total: 13,286.79-

APPROVED *[Signature]*
DATE _____

#17357819
02.18.20

Prepared For	SUN VALLEY WATER PJ MCMAHON
Account Number	[REDACTED]
Statement Closing Date	02/11/20
Days in Billing Cycle	29
Next Statement Date	03/13/20

Credit Line	\$9,000
Available Credit	\$8,463

For 24-Hour Customer Service Call:
800-225-5935

Inquiries or Questions:
Wells Fargo SBL PO Box 29482
Phoenix, AZ 85038-8650

Payments:
Payment Remittance Center PO Box 77033
Minneapolis, MN 55480-7733

Payment Information

New Balance	\$536.93
Current Payment Due (Minimum Payment)	\$25.00
Current Payment Due Date	03/07/20

If you wish to pay off your balance in full: The balance noted on your statement is not the payoff amount. Please call 800-225-5935 for payoff information.

Account Summary

Previous Balance		\$1,170.02
Credits	-	\$11.06
Payments	-	\$1,170.02
Purchases & Other Charges	+	\$547.99
Cash Advances	+	\$0.00
Finance Charges	+	\$0.00
New Balance	=	\$536.93

4-03-60 - 10.43
4-03-47 526.50
APPRO *[Signature]*
PAID _____

Rate Information

Your rate may vary according to the terms of your agreement.

TYPE OF BALANCE	ANNUAL INTEREST RATE	DAILY FINANCE CHARGE RATE	AVERAGE DAILY BALANCE	PERIODIC FINANCE CHARGES	TRANSACTION FINANCE CHARGES	TOTAL FINANCE CHARGES
PURCHASES	19.740%	.05408%	\$0.00	\$0.00	\$0.00	\$0.00
CASH ADVANCES	25.490%	.06983%	\$0.00	\$0.00	\$0.00	\$0.00
TOTAL				\$0.00	\$0.00	\$0.00

Important Information

TOTAL *FINANCE CHARGE* BILLED IN 2019 \$0.00

TOTAL *FINANCE CHARGE* PAID IN 2019 \$0.00

THE ENCLOSED CUSTOMER AGREEMENT HAS IMPORTANT CHANGES TO SOME OF THE TERMS AND CONDITIONS ASSOCIATED WITH YOUR ACCOUNT. PLEASE KEEP THIS AGREEMENT FOR YOUR RECORDS AS IT REPLACES ALL VERSIONS THAT WERE PREVIOUSLY SENT. THANK YOU FOR CHOOSING WELLS FARGO.

See reverse side for important information.



Transaction Details

Trans	Post	Reference Number	Description	Credits	Charges
01/22	01/22	2463269D75SBS4TGA	THRIFTY CAR RENTAL OF MOU MOUNTAIN HOME ID		256.50 ✓
01/23	01/23	2475542D8JL8NPG3N	RIVERSIDE HOTEL BOISE ID		230.00
01/28	01/28	2426979DQ5SBWZ4RS	THE KNEADERY KETCHUM ID		40.00
02/01	02/01	7485620DH26RZE311	PAYMENT THANK YOU	1,170.02	
02/03	02/03	2476790DK41SGTX9R	3755 CED 208-7888399 ID		11.06
02/03	02/03	2476790DK41SGTX99	3755 CED 208-7888399 ID		10.43 ✓
02/03	02/03	7476790DK41SGSJQL	3755 CED HAILEY ID	11.06	

Wells Fargo News

What can alerts do for your business?*

Receive timely updates on your business credit card account via email or text. Alerts allow you to control and receive only the messages that are important to you. Sign up for alerts during your Wells Fargo Business Online® session by going to your Business Card account screen and selecting the Manage Alerts menu option.

Not enrolled in Online banking? Enroll today at wellsfargo.com/biz/online-banking

**Availability may be affected by your mobile carrier's coverage area. Your mobile carrier's message and data rates may apply.*

21-1
P-197

CLOSING DATE 2/11/2020

DATE	AMT	ACCT
22-Jan	256.50	TRAVEL/MEALS/ENTER
23-Jan	230.00	TRAVEL/MEALS/ENTER
28-Jan	40.00	TRAVEL/MEALS/ENTER
3-Feb	10.43	BUILDING R/M
TOTAL	536.93	

SVWSD WELLS FARGO VISA STATEMENT

Thrifty Car Rental - Mountain Home - (Vehicle Replacement after accident)
Riverside Hotel - Pat -Boise Meetings
The Kneadery - Lunch Pat & Chris
Consolidated Electrical Distributors - Dryer Hookup

Sewer Flow Readings			
Month of February 2020			
Elkhorn Side Sewer Reading			
	current meter reading		467,568
	previous meter		463,057
	subtracted TOTAL		4,511
	TOTAL Multiplied by 1000		4,511,000
Sun Valley Side Sewer Reading			
	current meter reading		871,345
	previous meter		860,225
	subtracted TOTAL		11,120
	TOTAL Multiplied by 1000		11,120,000
	ELKHORN TOTAL		4,511,000
	SUN VALLEY TOTAL		11,120,000
	SVW&S TOTAL		15,631,000
	KETCHUM TOTAL		18,387,000
	PLANT TOTAL		34,018,000
	SVW&S PERCENTAGE		45.95%
	KETCHUM PERCENTAGE		54.05%

Ketchum / Sun Valley
Wastewater Treatment Plant
Flow Readings For the Month of:
Feb-20

INFLUENT FLOW METER READING:

Current meter reading:	<u>9,738,504</u>
Previous meter reading:	<u>9,706,790</u>
Subtracted Total:	<u>31,714</u>
Total Multiplied by 1000:	<u>31,714,000</u>

EFFLUENT FLOW METER READING:

Current meter reading:	<u>7,612,423</u>
Previous meter reading:	<u>7,578,405</u>
Subtracted Total:	<u>34,018</u>
Total Multiplied by 1000:	<u>34,018,000</u>

REUSE FLOW METER READING:

Current meter reading:	<u>597,679</u>
Previous meter reading:	<u>597,679</u>
Subtracted Total:	<u>-</u>
Total Multiplied by 1000:	<u>-</u>

PLANT WATER METER READING:

Current meter reading:	<u>67,921</u>
Previous meter reading:	<u>67,587</u>
Subtracted Total:	<u>334</u>
Total Multiplied by 1000:	<u>334,000</u>

Completed by: *MW*Checked by: *MM*

Banyan Technology Inc.

Comprehensive Service Agreement

THIS AGREEMENT entered into this 1st day of April, 2020 between Sun Valley Water and Sewer District hereinafter referred to as the "CLIENT" and Banyan Technology Inc., hereinafter referred to as "Banyan".

WITNESSETH:

WHEREAS, BANYAN intends to offer CLIENT comprehensive support for their existing Supervisory Control and Data Acquisition System (SCADA System.) The SCADA system consists of Programmable Controllers, Radios, and Graphical Interface Terminals all used to automatically control the water system, log critical data, and report abnormal or emergency conditions to the system operator.

NOW, THEREFORE, the CLIENT and BANYAN in consideration of their mutual covenants herein agree in respect as set forth below.

CLIENT INFORMATION AND RESPONSIBILITIES

The CLIENT will furnish to BANYAN, as required for performance of BANYAN's services, data prepared by or services of others without limitation, all of which BANYAN may use and rely upon in performing services under this Agreement.

The CLIENT will arrange for access to and make provisions for BANYAN to enter upon public and private property as required for BANYAN to perform services under this Agreement.

The CLIENT will provide a toll free telephone number which will enable BANYAN the ability to access the SCADA system from anywhere within the 48 contiguous states.

The CLIENT shall maintain the necessary spare parts needed to repair the system in the event of a failure.

SERVICES TO BE PERFORMED BY BANYAN AND BILLING RATES TO BE PAID BY CLIENT

1. BANYAN will conduct one monthly project visit to access system status and report to the CLIENT any problems that need to be addressed. Monthly visits may also be used to conduct training and make modifications to existing equipment or software.
2. BANYAN will provide 24/7 telephone support to CLIENT to assist in resolving system problems.
3. BANYAN will maintain backup media of all programs necessary to restore any part of the system in the event of a failure.
4. BANYAN will provide priority onsite response to trouble-shoot and repair failures within the SCADA system.

The lump sum cost of the above outlined services from 4/1/2020 to 4/1/2021 shall be \$ 6,940.00

The Notice to Proceed, by the Client, verbal or written, constitutes acceptance of this Agreement. THE ATTACHED "TERMS AND CONDITIONS" ARE PART OF THIS AGREEMENT. THE CLIENT AGREES TO SAID TERMS AND CONDITIONS.

IN WITNESS WHEREOF, the parties hereto have executed this Agreement as of the day and year first above written.

CLIENT:

By (signature)

BANYAN:



**STATE OF IDAHO
DEPARTMENT OF WATER RESOURCES**

APPLICATION FOR TRANSFER OF WATER RIGHT – POINT(S) OF DIVERSION

This form may be used to apply to change and/or add points of diversion for existing water rights and to report an ownership change for a water right(s) in connection with the proposed point of diversion change(s). Do not use this form to apply for changes to other elements of a water right. See the [Application for Transfer Instructions](#) for help completing this form and for mailing addresses of Department offices where your application can be submitted.

Check all that apply:

- Change diversion point(s) Add diversion point(s) Ownership change Ownership split
 Transfer is for changes pursuant to [Idaho Code § 42-221.O.8](#). Attach an explanation and any supporting documentation.

1. **APPLICANT(S)** Sun Valley Water & Sewer District Phone 208.622-9507

2. **MAILING ADDRESS** Post Office Box 2400 City Sun Valley
 State Idaho Zip 83353 Email pat@svwsd.com

- If the applicant is not an individual and not registered to do business in the State of Idaho, attach documentation identifying officers authorized to sign for the applicant.
 If the applicant is not the current water right(s) owner, attach documentation of authority to file the application.
 If the application includes a change in ownership of water right(s), attach a copy of the conveyance document, such as a warranty deed, court decree, contract of sale, etc. The conveyance document must include a legal description of the property conveyed or description of the water right if no land is conveyed. Additional fee(s) are required for water right ownership changes; see Item 9 for the [fee schedule](#).

If the ownership change resulted in the water right(s) being split, how did the division occur? Mark one:

- The water rights or claims were divided as specifically identified in a deed, contract, or other conveyance document.
 The water rights or claims were divided proportionately based on the portion of their place(s) of use acquired by the new owner.
 If the application is not signed by the applicant, attach a Power of Attorney or other documentation providing authority to sign for the applicant.

3. **LIST WATER RIGHT NUMBER(S)** 37-02722; 37-07102; 37-07147; 37-21151; 37-21465; 37-22444; 37-22445 and 37-22447

- Attach a copy of the water right(s) as recorded, available at [idwr.idaho.gov](#), *Water Right Transfers, Step 1*, or by contacting any Department office.

4. **TOTAL AMOUNT OF WATER** transferred is _____ cubic feet per second and/or _____ acre-feet per annum.
(diversion rate) (storage volume)

5. **POINT OF DIVERSION** – Describe all the point(s) of diversion to be included on the water right(s) after the proposed change.

- Attach Eastern Snake Plain Aquifer (ESPA) analysis if this transfer proposes to change a point of diversion affecting the ESPA. ESPA analysis information is available at [idwr.idaho.gov](#), *Water Rights, Water Right Transfers, Modeling Resources*.

New?	Lot	¼	¼	¼	Sec	Twp	Rge	County	Source	Local name or tag #
									please	
									see	
									attached	
									detail	

6. GENERAL INFORMATION

a. Describe the complete diversion system, including how you will accommodate a measuring device and lockable controlling works should they be required now or in the future:

b. Who owns the property at the point(s) of diversion? Sun Valley Water & Sewer District
If other than the applicant, describe the arrangement enabling the applicant to access the property for the diversion system:

c. To your knowledge, has/is any portion of the water right(s) proposed to be changed:

Yes No

undergone a period of five or more consecutive years of non-use,

currently used in a mitigation plan limiting the use of water under the right(s), or

currently enrolled in a Federal set-aside program limiting the use of water under the right(s)?

If yes, describe:

d. Is any portion of the water right(s) proposed to be changed currently leased to the Water Supply Bank? Yes No

If yes and there are multiple owners, attach a Lessor Designation form.

If yes, the individual owner or designated lessor must complete, sign and attach an IRS Form W-9.
(Disregard if these items are on file and ownership has not changed.)

7. MAP – Attach a map of the diversion, measurement, control and distribution system. Include the place of use if a split of the water right occurred. Clearly label the map with township, range, section and ¼ ¼ of section information. You may create a map at idwr.idaho.gov, *Water Rights, Water Right Transfers, File a Transfer Application, Step 2C*.

8. SIGNATURE – The information in this application is true to the best of my knowledge. I understand any willful misrepresentations in this application may result in rejection of the application or cancellation of an approval.

Signature of applicant or authorized agent Print name and title if applicable Date

Signature of applicant or authorized agent Print name and title if applicable Date

9. FEE – The application filing fee provided in Idaho Code § 42-221.O, must be submitted with the application for transfer. Applications for changes pursuant to Idaho Code § 42-221.O.8. require a filing fee of \$50 per water right. All other application fees are based on the total amount of water proposed for transfer in Item 4: the larger fee for either cubic feet per second (diversion rate) or acre-feet per annum (storage volume). The Fee Schedule is available at www.idwr.idaho.gov, *Water Right Transfers, Step 4* and in the Application for Transfer Instructions.

FOR DEPARTMENT USE ONLY

Transfer includes _____ pages of attachments. Received by _____ Date _____

Fee paid _____ Date _____ Received by _____ Receipt # _____

Preliminary review by _____ Date _____ Active in the Water Supply Bank? Yes No

W-9 received? Yes No Name on W-9 _____ W-9 forwarded to fiscal? Yes No

(Do NOT scan the W-9 – confidential information is held by fiscal only)

From: Albert Barker <apb@idahowaters.com>
Subject: FW: 03092020_SnowpackUpdate_SWEMap
Date: March 9, 2020 at 5:29:18 PM PDT
To: "jkmoly@BasicISP.net" <jkmoly@BasicISP.net>, "miloovas@gmail.com" <miloovas@gmail.com>, 'Justin stevenson' <justinflood75@hotmail.com>, "'Sharon Lee (slee247@mac.com)'" <slee247@mac.com>
Cc: 'Dave Shaw' <dshaw@erresources.com>

It's looking more and more bleak for the Big Wood, Little Wood and Big Lost.

From: Hoekema, David <David.Hoekema@idwr.idaho.gov>
Sent: Monday, March 9, 2020 12:45 PM
To: Anders, Matthew <Matthew.Anders@idwr.idaho.gov>; Cefalo, James <James.Cefalo@idwr.idaho.gov>; Eaton, Sam <sam.eaton@gov.idaho.gov>; Elise Teton <eteton@sbtribes.com>; Geisler, Ethan <Ethan.Geisler@idwr.idaho.gov>; Hipke, Wesley <Wesley.Hipke@idwr.idaho.gov>; IWRB Members <IWRBMembers@idwr.idaho.gov>; John Homan <Jwhoman@gmail.com>; Jones, Doug <Doug.Jones@idwr.idaho.gov>; Ferguson, Kara <Kara.Ferguson@idwr.idaho.gov>; Keen, Shelley <Shelley.Keen@idwr.idaho.gov>; Lee Heider <lhieder@senate.idaho.gov>; Lori Tardy <ltardy@sbtribes.com>; Luke, Tim <Tim.Luke@idwr.idaho.gov>; Macheel, Collin <Collin.Macheel@idwr.idaho.gov>; Mark Stephensen <mstephensen@bhs.idaho.gov>; Miller, Nick <Nick.Miller@idwr.idaho.gov>; Ragan, Brian <Brian.Ragan@idwr.idaho.gov>; Representative Gestrin <tgestrin@house.idaho.gov>; Rick Raymondi <rsray5@hotmail.com>; Sanabria, Tito <Tito.Sanabria@idwr.idaho.gov>; Skinner, Corey <Corey.Skinner@idwr.idaho.gov>; Spackman, Gary <Gary.Spackman@idwr.idaho.gov>; Stuebner, Steve <sstuebner@cableone.net>; Susan Cleverley <scleverley@bhs.idaho.gov>; Trent Simon (friend of Rick Raymondi) <riverboarder99@gmail.com>; Vincent, Sean <Sean.Vincent@idwr.idaho.gov>; Weaver, Mathew <Mathew.Weaver@idwr.idaho.gov>; Zach Hauge <zach.hauge@gov.idaho.gov>

Subject: 03092020_SnowpackUpdate_SWEMap

Snowpack Trackers,

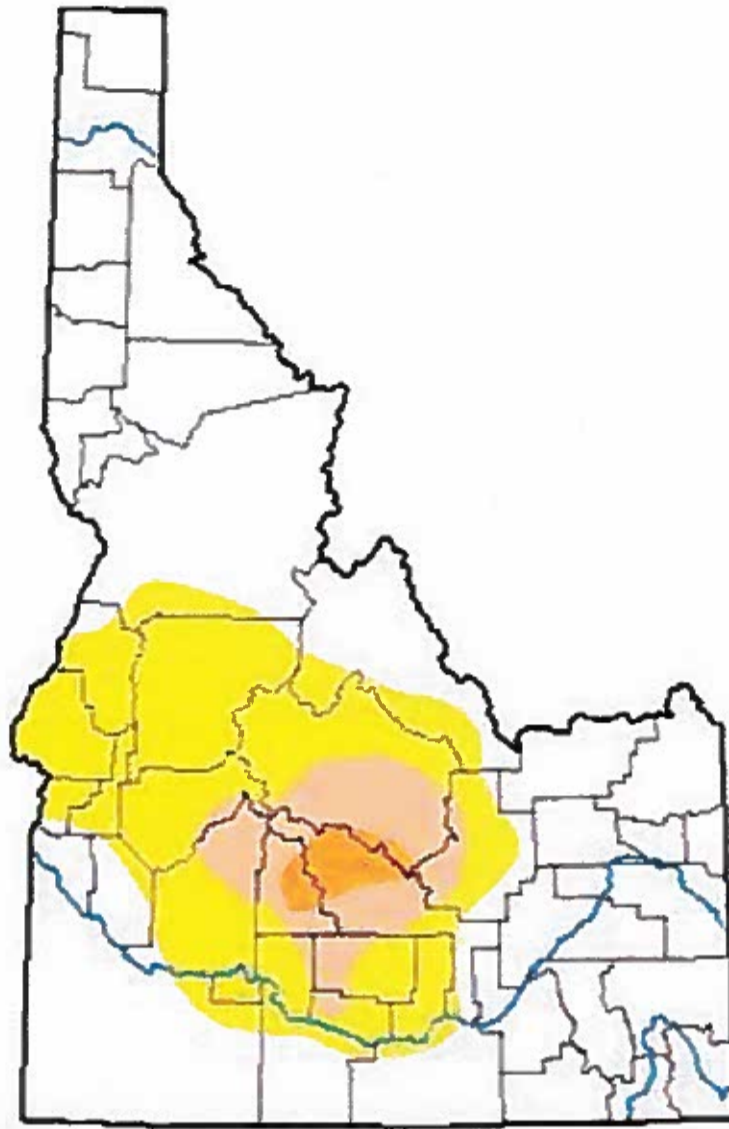
Since last week we have seen the median SWE decline by -3%. This dry trend is likely to continue for another week. Currently the statewide average basin condition for median snowpack is 95%. Currently the average stateside basin condition is 85% of annual peak snowpack.

However, snowpack conditions in the Big Wood, Little Wood, and Big Lost River basins are quickly approaching records lows for the season. The snow is especially low in the Pioneer Mountains, Boulder, and Smoky Mountains. SWE at Chocolate Gulch Snotel station north of Ketchum is the second lowest on record for this time of year. SWE at the Lost-Wood Divide, Hyndman, and Swede Peak Snotel stations have set record lows for this time of year. All three of these Snotel sites have been operated for 39 to 40 years. From a snowpack perspective both the Little Wood and Big Lost Basins are categorized as being in *extreme* drought with the Big Wood only slightly better, being categorized as *severe*.







The overall drought condition of this region was degraded to *severe* by the United States Drought Monitor last Thursday.

U.S. Drought Monitor Idaho

March 3, 2020
(Released Thursday, Mar. 5, 2020)
Valid 7 a.m. EST



Intensity:

-  None
-  D0 Abnormally Dry
-  D1 Moderate Drought
-  D2 Severe Drought
-  D3 Extreme Drought
-  D4 Exceptional Drought

The Drought Monitor focuses on broad-scale conditions. Local conditions may vary. For more information on the Drought Monitor, go to <https://droughtmonitor.unl.edu/About.aspx>

Author:

Adam Hartman
NOAA/NWS/NCEP/CPC



droughtmonitor.unl.edu

Mountain Snow Water Equivalent

As of Monday, March 9, 2020
Idaho Snow Survey SNOTEL Data

Percent of Median (1981-2010)

