

**SUN VALLEY WATER & SEWER DISTRICT
REGULAR MEETING
AGENDA
IN THE COUNCIL CHAMBER OF THE SUN VALLEY CITY HALL
8:30 A.M, Tuesday, January 21, 2020**

ALL ITEMS LISTED ON THIS AGENDA ARE POTENTIAL ACTION ITEMS AND VOTES MAY BE TAKEN ON ANY ITEM LISTED

- **CALL TO ORDER**
- **APPROVAL OF MINUTES** Regular Meeting of December 16, 2019
- **FINANCIAL REPORT**
- **APPROVAL CHECK VOUCHERS AND PAYROLL**
 1. Payment Approval Report Unpaid over \$5,000 excluding recurring 12/16/19 -01/20/20: \$56,708.61
 2. Paid Invoice Report 12/16/19 -01/20/20: \$91,014.56
 3. Payroll 11/25/19-12/08/19: \$11,931.13
 4. Payroll 12/09/19-12/22/19: \$13,461.50
 5. Well Fargo Credit Card Statement: \$2,557.14
 6. Zion's Bank Interest Payment for 2018 Bond \$29,372.05 due 2/10/20
 7. State Insurance Fund Dividend Received for 2019 - \$317.00
 8. Vendor List Modifications: None in December

- **SEWER FLOWS FOR DECEMBER 2019**

ELKHORN	4,720,000	
SUN VALLEY	11,105,000	
TOTAL	15,825,000	44.98%
KETCHUM	19,357,000	55.02%

- **KSTP REPORT**

- **WATER DISTRICT 37: UPDATE**

- **GALENA WATER DISTRICT: UPDATE**

- **ROSE COURT APPLICATION STATUS**

- **EXECUTIVE SESSION**

Pursuant to, and subject to the limitation of, Idaho Code § 74-206, the Board of Directors may hold an executive session, upon the adoption, by roll call vote, of a motion to do so which includes a description of the exact purpose for which it is being held.

- **ADJOURNMENT**

Any person needing special accommodations to participate in the above noticed meeting should contact the Sun Valley Water & Sewer District prior to the meeting at (208) 622-7610.

**SUN VALLEY WATER AND SEWER DISTRICT
REGULAR MEETING OF THE BOARD OF DIRECTORS
IN THE COUNCIL CHAMBERS OF THE SUN VALLEY CITY HALL
Monday, December 16, 2019 - 8:30 a.m.**

PRESENT

Jim Loyd, Chairman
Doug Brown, Secretary
Joseph K. Humphrey, Director
Rick Webking, Director
Jim Lake, Director

ALSO PRESENT

Patrick McMahon, General Manager
Jeanene Parker, Treasurer
Marybeth Collins, Office Manager
Mike Mummert, Wastewater Treatment Plant Superintendent
Evan Robertson, Attorney for the District
Peter Hendricks, Mayor, City of Sun Valley
Bryce Ternet, Community Development Director, City of Sun Valley

CALL TO ORDER

Chairman Loyd called the Regular Meeting to order at 8:31 a.m.

APPROVAL OF MINUTES

Director Webking moved to approve the minutes of November 18, 2019.

Director Brown seconded the motion. All present were in favor.

FINANCIAL REPORT AND APPROVAL

Treasurer Parker reported that the November billing has been accomplished.

Director Webking and Treasurer Parker discussed billing features, November monthly billing reporting, accrual and journal entry posting for the fiscal year end, the variation analysis narrative reflecting notes about the most recent month, and shared agreement to ensure confidence in the financial condition reflected in the reporting. Discussion by Director Webking with the Board related to a change in procedure for the books, based on changes with the CPA audit timing, process and expense. Director Webking and the SVW&SD office staff will make address this new responsibility prior to the next Board meeting and with the goal of closing the Districts books in timely fashion.

Director Webking suggested that providing more description for each of the credit card charges, for

purposes of public record would be helpful. Secretary Brown inquired about the Digline membership fee and its usefulness to the District in the protection of its assets.

Director Webking moved to approve the six items as follows: (1) Approval Report Unpaid over \$5000 excluding recurring for the period 11/18-12/15/19 for \$57,971.26, (2) the Paid Invoice Report for the period 11/18-12/15/19 for \$79,136.69, (3) the Payroll Report for the period 10/28/19-11/10/19 for \$12,002.94, (4) the Payroll Report for the period 11/11/19-11/24/19 for \$12,110.30, (5) the Wells Fargo Credit Card Statement in the amount of \$999.05, and (6) the Vendor list modification (Buffalo Electric)

Director Brown seconded the motion. All present were in favor.

FINANCIAL – ANNUAL APPROVAL FOR RECURRING INVOICES

Director Webking moved to approve the list providing approval for the upcoming fiscal year related to recurring expenses.

Director Brown seconded the motion. The motion passed unanimously.

WASTEWATER TREATMENT PLANT REPORT

Superintendent Mummert noted that the Ketchum Solid Waste Plant is interviewing for new staff. He spoke to recent discussion with the Southern Idaho Solid Waste District, EPA regulatory adjustments and an opportunity for both the current methods of solid waste handling processes. A solution needs to be established, and in the interim – storage of solids is being accomplished – and there is space available at the site to do so. Composting options for the future were reviewed. Board query about locations, regulations, capital requirements and the like occurred. Discussion of soil health, revenue opportunities and current locations, and other local benefits. Various ideas were expressed such as existing contractors accomplishing this composting process, the simplicity of ‘tipping’, practical needs of landscaping companies, aesthetic impacts around Ohio Gulch.

Ketchum plant operations are smooth and neighbor relationships are good.

DISTRICT 37

Pat McMahon spoke to the most recent Water District 37 meeting. There is an annual meeting coming up as well in January, in Shoshone. Discussion of federal permitting to clean up a canal leak. There is caution as yet about how to solve, and whom will take the lead – based on scope of engagement, varying authorities and federal processes. Impact of this ongoing leak such as ‘calls’ being made to northern water rights based on the damaged canal were also considered. Cloud seeding, and possible rights around such area and action, were considered with Evan Robertson’s inputs. In effect, the existing evidence of the success rate of cloud seeding and its possible negative impacts makes this difficult to quantify, and Mr. Robertson is not aware of any existing precedent of rights in cloud ownership or rights compromised via negative impact. Idaho Power has great confidence in cloud seeding as a successful action. Idaho Power fully funds efforts in the Payette Basin, but shares investment expense in areas where agricultural efforts exist. Discussion about invitation to have Idaho Power speak with the Board. Current cost proposal for cloud seeding expense reflects the addition of a second plane as well as contract for data analysis for this project.

EMPLOYEE POLICY CHANGE DISCUSSION

Discussion of the two items carried forward from the November meeting: (1) an update to the on-call daily rate of pay and (2) a discussion of current vacation parameters related to employee benefits for SVW+SD associates. A spectrum of benefits with local government entities as well as utility districts in resort areas in the Northwest was reviewed. Director Webking inquired about specific proposal. Pat McMahon noted that the goal of the District is to retain the employees it has invested in, which is accomplished through multiple actions including a good benefits process. After Board discussion of personal experience, review of details reflected in the review document, discussion with Mike Mummert about City of Ketchum policies (given that he is interviewing new associates), how comp time is handled, Director Webking noted that the City of Sun Valley's vacation structure seemed a natural pairing for the Sun Valley Water District to adopt. Pat McMahon concurred.

Director Webking motioned that effective December 1, 2019 (the start of a new fiscal year), to (a) approve the on call payment to increase to \$50 per day, (b) a three percent (3%) rate of pay increase for all Sun Valley Water & Sewer employees, and (c) to adopt the City of Sun Valley vacation parameters as summarized in the review sheet which is as follows: Continuous employment (b) parameters as summarized in the review sheet which is as follows: Continuous employment (c) vacation benefits are established at Zero – Two years = 80 hrs. / yr.; Three – Five years = 120hrs / yr.; Six – Nine years = 140 hrs. / yr.; Ten – Fifteen years = 160 hrs. / yr.; and Sixteen years and more = 200hrs/yr.

Director Brown seconded the motion. The motion passed unanimously.

OTHER BUSINESS

Discussion of hats, water quality discussion locally, any updates on the Rose Court proposal (pricing still in process) and Atkinsons staffing gift cards.

Director Humphrey moved to approve a gift card for each employee at \$175.

Director Brown seconded the motion. The motion passed unanimously.

EXECUTIVE SESSION

None.

ADJOURNMENT

Having no further business to conduct, Chairman Loyd declared the meeting adjourned at 9:27 a.m.

Chairman, Jim Loyd

ATTEST:

Secretary, Doug Brown

SUN VALLEY WATER & SEWER DISTRICT

TO: PAT MCMAHON AND THE BOARD OF DIRECTORS
FROM: JEANENE PARKER
DATE: JANUARY 21, 2020
SUBJECT: TREASURER'S REPORT

1. Department Accomplishments
2. Financial Position
3. Financial Results
4. Financial Statements (Caselle)
5. Director Monthly Reporting
6. Payment Approval Report (Over 5,000)
7. Paid Invoice Report
8. Payroll Approval
9. Credit Card Approval
10. Capital Projects Report
11. 2018 Bond Interest Payment

Sun Valley Water & Sewer District - Fiscal Year Ending November 30, 2020					
Format consistent with Approved Budget	12/31/2019	12/31/2018	FYTD	APPROVED BUDGET	PERCENT ACHIEVED
% Of Fiscal year that has elapsed>>>	8%				
SUMMARY FINANCIAL DASHBOARD					
REVENUES					
Water & Sewer Charges	374,543	380,095	374,543	1,365,000	27.44%
Irrigation/Sprinkling Charges	1,363	287	1,363	760,000	0.18%
Property Taxes - General	50,874	79,437	50,874	963,126	5.28%
Property Taxes - Water & Sewer Bonds	57,917	54,618	57,917	313,744	18.46%
State Sales Tax and Other Revenues	14,252	9,632	14,252	205,500	6.94%
McHanville LID	554	598	554	9,857	5.62%
Capital Reimbursements	0	0	0		
	499,503	524,666	499,503	3,617,227	13.81%
EXPENDITURES					
Salaries and Related Expenses	54,151	47,765	54,151	786,770	6.88%
Operating Expenses	32,530	27,283	32,530	1,042,800	3.12%
KSTP Expenses	28,465	26,417	28,465	702,000	4.05%
Capital Replacement			0	350,000	
Depreciation & Amortization	80,026	80,026	80,026	1,090,000	7.34%
Non Operating Expenditures-Debt Service	4,895	0	4,895	763,600	0.64%
Total Monthly Expenditures	200,067	181,491	200,067	4,735,170	4.23%
Monthly Excess of Revenues over Expenditures	299,436	343,176	299,436	-1,117,943	
Running Excess/Deficit of Revenues over Expenditures	299,436	343,176	299,436		
Capital Improvements	-28,243		-28,243	-1,019,872	Unspent 991,629
Use of (Addition to) Unappropriated Funds	-271,193		-271,193		
Net	-	-	-	(2,137,815.00)	

Sun Valley Water & Sewer District		
Fiscal Year Ending November 30, 2020		
Format Consistent with Approved Budget		
	11/30/2019	12/31/2019
% Of Fiscal year that has elapsed>>>	FYE	8%
SUMMARY BALANCE SHEET		
ASSETS		
Cash - Operating	155,259	194,639
Cash - Restricted	2,244	4,920
Investments	5,459,530	5,718,926
TOTAL CASH & EQUIVALENTS	5,617,033	5,918,485
Taxes Receivable	1,425	1,296,140
Accounts Receivable	176,043	129,758
Other Current Assets	65,562	62,548
TOTAL CURRENT ASSETS	5,860,062	7,406,930
Property Plant & Equipment Net of Acc Depreciation	17,604,211	17,576,429
Deferred Charge, Net Amortization, KSTP Contributions Assets, net of accumulated amortization	4,604,564	4,580,563
TOTAL ASSETS	28,068,837	29,563,921
LIABILITIES		
Current Portion of Long Term Debt	528,220	528,220
Other Current Liabilities	211,974	210,920
TOTAL CURRENT LIABILITIES	740,194	739,140
Bonds Payable	1,378,881	1,378,881
TOTAL LIABILITIES	2,119,075	2,118,021
NET POSITION	25,949,762	27,445,901
NET POSITION		
Contributions from Developers	4,770,493	4,770,493
Net Pension Liability	188,557	188,557
Deferred Inflow - Taxes	0	1,196,702
Retained Earnings - Reserved	1,324,819	1,324,819
Retained Earnings - Unappropriated	19,665,307	19,965,330
	25,949,176	27,445,901
BONDS OUTSTANDING		
2013 Issue - Bond Premium	0	0
2007 GO Bond Principle	0	0
2018 Bond, 4.200-4.50% due Aug 2024	1,835,751	1,835,751
2009 McHanville LID Bonds, 6.35% due 2029	71,350	71,350
Bonds Current Portion	(528,220)	(528,220)
	1,378,881	1,378,881

SUN VALLEY WATER & SEWER DIST
BALANCE SHEET
JANUARY 31, 2020

<u>ASSETS</u>		
CURRENT ASSETS		
CASH		
1-01-00	CASH - OPERATING CHECKING	266,720.31
1-02-00	CASH - 07 BOND FUND (2018)	3,507.59
1-04-00	CASH - '04 BOND FUND	333.20
1-05-00	CASH -'04 KSTP CONSTRUCT. FUND	533.34
1-05-01	CASH -'08 MCHANVILLE LID	545.71
	TOTAL CASH	271,640.15
TAXES RECEIVABLE		
1-06-00	TAXES RECEIVABLE - CURRENT	602,459.37
1-07-00	TAXES RECEIVABLE - DELINQUENT	766.64
1-09-00	TAXES RECEIVABLE-CURRENT-BOND	692,382.95
1-10-00	TAXES REC DELIQUENT-BOND	530.72
	TOTAL TAXES RECEIVABLE	1,296,139.68
ACCOUNTS RECEIVABLE		
1-15-00	ACCOUNTS RECEIVABLE - OTHER	639.98
1-16-00	ACCOUNTS RECEIVABLE METERED LO	2,333.72
1-17-00	ACCOUNTS RECEIVABLE W/S TRADE	23,564.74
	TOTAL ACCOUNTS RECEIVABLE	26,538.44
1-41-00	INVENTORY OF SUPPLIES	52,425.70
1-48-00	INVESTMENTS-2018 BOND RPAY FND	466,996.62
1-50-00	INVESTMENTS - GENERAL FUND	4,390,218.45
1-51-00	INVESTMENTS - CAP RESERVE FUND	100,712.78
1-52-00	SEWER REPLACEMENT/REPAIR FUND	436,354.83
1-54-00	INVESTMENTS-'04 KSTP CONST FND	1,993.76
1-54-01	INVESTMENTS-'08 MCHANVILLE LID	322,649.62
1-55-00	PREPAID EXPENSES	10,121.96
	TOTAL	5,781,473.72
	TOTAL CURRENT ASSETS	7,375,791.99

SUN VALLEY WATER & SEWER DIST
BALANCE SHEET
JANUARY 31, 2020

FIXED ASSETS		
PROPERTY PLANT & EQUIPMENT		
1-61-00	FIXED ASSETS - LAND	668,769.88
1-62-00	FIXED ASSETS - BUILDINGS	501,922.59
1-63-00	FIXED ASSETS-IMPR NOT BLDG WTR	17,063,535.23
1-64-00	FIXED ASSETS-IMPR NOT BLDG SEW	4,047,330.44
1-65-00	FIXED ASSETS - MACH/EQ - WATER	395,406.52
1-66-00	FIXED ASSETS - MACH/EQ - SEWER	280,427.32
1-67-00	FIXED ASSETS - OFFICE EQUIPMNT	113,847.47
1-68-00	FIXED ASSETS - W.I.P. - WATER	325,665.29
1-69-00	FIXED ASSETS - W.I.P. - SEWER	1,533,060.25
1-69-50	FIXED ASSETS - REUSE	4,613,070.63
		29,543,035.62
TOTAL PROPERTY PLANT & EQUIPMENT		
ACCUM DEPRECIATION		
1-72-00	DEPRECIATION - BUILDINGS	(495,629.15)
1-73-00	DEPR - IMPR NOT BLDG - WATER	(7,868,295.68)
1-74-00	DEPR - IMPR NOT BLDG - SEWER	(2,263,981.63)
1-75-00	DEPR - MACH/EQUIP - WATER	(366,693.53)
1-76-00	DEPR - MACH/EQUIP - SEWER	(278,302.56)
1-77-00	DEPR - OFFICE EQUIPMENT	(113,092.11)
1-78-00	DEPR - REUSE	(580,612.03)
		(11,966,606.69)
TOTAL ACCUM DEPRECIATION		
DEFERRED CHARGES		
1-96-00	CONTRIBUTION - KSTP (ASSET)	11,882,881.63
1-97-00	ACCUMULATED AMORTIZATION KSTP	(7,349,140.68)
1-99-00	DOF OF RES.-PENSION OBLIGATION	46,822.00
		4,580,562.95
TOTAL DEFERRED CHARGES		
TOTAL FIXED ASSETS		22,156,991.88
TOTAL ASSETS		29,532,783.87

SUN VALLEY WATER & SEWER DIST
BALANCE SHEET
JANUARY 31, 2020

LIABILITIES AND EQUITY

LIABILITIES

CURRENT LIABILITIES

2-01-00	ACCOUNTS PAYABLE	74,620.16	
2-11-00	CURRENT PORTION LONG TERM DEBT	528,219.94	
2-12-00	ACCR INT PAYABLE ON BONDS	19,767.57	
2-16-00	SALARIES PAYABLE	4,588.79	
2-17-00	SIT - PAYROLL TAXES PAYABLE	642.00	
2-21-00	INS - PAYROLL DEDUCT PAYABLE	5,882.02	
2-24-00	DEF COMP - PAYROLL TAXES PAY	103,464.32	
	TOTAL CURRENT LIABILITIES	737,184.80	

LONG TERM LIABILITIES

2-38-00	2009 MCHANVILLE LID PRINCIPAL	71,349.89	
2-39-00	BONDS CURRENT PORTION	(528,219.94)	
2-40-00	2018 BONDS	1,835,751.00	
	TOTAL LONG TERM LIABILITIES	1,378,880.95	

TOTAL LIABILITIES

2,116,065.75

FUND EQUITY

2-63-00	CONTRIBUTIONS FROM DEVELOPERS	4,770,492.56	
2-65-00	NET PENSION LIABILITY	158,901.00	
2-68-00	DIF OF RES-EMPLOYER PENS ASSUM	29,656.00	
2-69-00	DEFERRED INFLOW - TAXES	1,196,701.91	
2-73-00	RETAINED EARNINGS - RESERVED	1,324,818.74	

UNAPPROPRIATED FUND BALANCE:

2-72-00	RETAINED EARNINGS - UNRESERVED	19,665,894.14	
	REVENUE OVER EXPENDITURES - YTD	270,253.77	

BALANCE - CURRENT DATE

19,936,147.91

TOTAL FUND EQUITY

27,416,718.12

TOTAL LIABILITIES AND EQUITY

29,532,783.87

SUN VALLEY WATER & SEWER DIST
REVENUES WITH COMPARISON TO BUDGET
FOR THE 2 MONTHS ENDING JANUARY 31, 2020

	PERIOD ACTUAL	YTD ACTUAL	BUDGET	UNEARNED	PCNT
WATER AND SEWER REVENUE					
OPERATING REVENUES					
3-38-00 WATER MO. CHGS - SV SIDE	.00	93,556.23	267,000.00	173,443.77	35.0
3-39-00 WATER MO. CHGS - ELKHORN SIDE	.00	90,004.96	389,000.00	298,995.04	23.1
3-40-00 SEWER MO. CHGS - SV SIDE	.00	87,921.24	265,000.00	177,078.76	33.2
3-41-00 SEWER MO CHGS - ELKHORN SIDE	.00	103,060.57	444,000.00	340,939.43	23.2
3-42-00 SUMMER SPRINKLING - SV SIDE	.00	1,359.82	295,000.00	293,640.18	.5
3-43-00 SUMMER SPRINKLING - ELKHORN	.00	3.14	465,000.00	464,996.86	.0
3-45-00 WATER CONNECTION FEE	.00	75.00	750.00	675.00	10.0
3-46-00 SEWER CONNECTION FEE	.00	75.00	750.00	675.00	10.0
TOTAL OPERATING REVENUES	.00	376,055.96	2,126,500.00	1,750,444.04	17.7
NON-OPERATING REVENUES					
3-01-00 GENERAL PROPERTY TAXES	.00	50,874.42	963,126.00	912,251.58	5.3
3-02-00 BOND PROPERTY TAXES	.00	57,916.67	313,744.00	255,827.33	18.5
3-19-00 PENALTY/INTEREST ON DEL TAXES	.00	16.33	5,000.00	4,983.67	.3
3-34-00 STATE SALES TAX	.00	.00	45,000.00	45,000.00	.0
3-47-00 CAPITAL IMPRV H/U FEES-SEWER	.00	3,000.00	30,000.00	27,000.00	10.0
3-69-00 OTHER REVENUES	.00	2,202.95	10,000.00	7,797.05	22.0
3-71-00 INTEREST REV - GENERAL FUND	.00	7,905.11	80,000.00	72,094.89	9.9
3-72-00 INTEREST REV - CAPITAL RESERV	.00	173.06	1,500.00	1,326.94	11.5
3-73-00 INT REV - SEWER REPL/REPAIR	.00	.00	8,000.00	8,000.00	.0
3-74-00 INTEREST REV - '04 BOND FUND	.00	.06	.00	(.06)	.0
3-75-00 INTEREST REV- '04 KSTP CONSTR.	.00	3.10	1,000.00	996.90	.3
3-76-00 INTEREST REV- '07 BOND FUND	.00	801.33	22,800.00	21,998.67	3.5
3-78-00 INTEREST REV- '08 LID MCHAN.	.00	554.44	700.00	145.56	79.2
3-90-00 REIMBURSED PROJECT COSTS	.00	.00	9,856.00	9,856.00	.0
TOTAL NON-OPERATING REVENUES	.00	123,447.47	1,490,726.00	1,367,278.53	8.3
TOTAL REVENUE	.00	499,503.43	3,617,226.00	3,117,722.57	13.8

SUN VALLEY WATER & SEWER DIST
EXPENDITURES WITH COMPARISON TO BUDGET
FOR THE 2 MONTHS ENDING JANUARY 31, 2020

	PERIOD ACTUAL	YTD ACTUAL	BUDGET	UNEXPENDED	PCNT
WATER AND SEWER EXPENSE					
SALARIES & RELATED EXPENSES					
4-01-11 SALARIES - BOARD	.00	1,200.00	8,000.00	6,800.00	15.0
4-01-12 SALARIES - ADMINISTRATION	7,811.70	23,244.81	228,000.00	204,755.19	10.2
4-01-13 SALARIES - OPERATING	11,000.95	31,855.77	300,000.00	268,144.23	10.6
4-01-21 FICA EXPENSE	1,439.17	4,306.99	40,000.00	35,693.01	10.8
4-01-22 HEALTH INSURANCE EXPENSE	(94.14)	9,296.58	138,060.00	128,763.42	6.7
4-01-23 RETIREMENT EXPENSE	2,246.23	6,650.66	63,350.00	56,699.34	10.5
4-01-24 WORKERS' COMPENSATION EXPENSE	.00	.00	9,360.00	9,360.00	.0
TOTAL SALARIES & RELATED EXP	22,403.91	76,554.81	786,770.00	710,215.19	9.7
SUPPLIES					
4-02-31 OFFICE SUPPLIES	893.46	1,131.91	8,000.00	6,868.09	14.2
4-02-32 OPERATING SUPPLIES	.00	1,518.53	10,000.00	8,481.47	15.2
4-02-34 MINOR EQUIPMENT	.00	38.58	2,500.00	2,461.42	1.5
4-02-35 FUEL AND OIL	368.37	1,158.15	10,000.00	8,841.85	11.6
4-02-38 JANITORIAL SUPPLIES	.00	46.26	1,000.00	953.74	4.6
TOTAL SUPPLIES	1,261.83	3,893.43	31,500.00	27,606.57	12.4
OTHER EXPENSES					
4-03-40 KSTP OPERATIONS	.00	28,465.28	702,000.00	673,534.72	4.1
4-03-41 CONSULTING - PROF FEES	2,366.70	3,274.28	50,000.00	46,725.72	6.6
4-03-42 AUDITING - PROF FEES	.00	.00	23,000.00	23,000.00	.0
4-03-43 ATTORNEY'S FEES	.00	.00	140,000.00	140,000.00	.0
4-03-44 ADVERTISING & LEGAL PUBLISH	.00	.00	1,000.00	1,000.00	.0
4-03-45 BOND FEES	.00	.00	300.00	300.00	.0
4-03-46 INSURANCE	.00	3,374.00	40,500.00	37,126.00	8.3
4-03-47 TRAVEL, MEETING, ENTERTAINMENT	10.09	104.39	5,000.00	4,895.61	2.1
4-03-48 DUES, SUBSCRIPTIONS	1,228.16	6,740.16	27,000.00	20,259.84	25.0
4-03-49 PERSONNEL TRAINING	.00	603.85	6,000.00	5,396.15	10.1
4-03-50 STUDIES	.00	.00	60,000.00	60,000.00	.0
4-03-51 TELEPHONE	240.00	1,075.23	12,000.00	10,924.77	9.0
4-03-52 SYSTEM UTILITIES, ELEC/GAS	.00	10,805.48	250,000.00	239,194.52	4.3
4-03-54 RENT - EQUIPMENT OFFICE	.00	759.11	4,000.00	3,240.89	19.0
4-03-57 UTILITIES - MTC BLDG	.00	579.90	6,000.00	5,420.10	9.7
4-03-58 R/M OFFICE EQ	150.00	150.00	1,000.00	850.00	15.0
4-03-59 R/M GROUNDS	.00	.00	25,000.00	25,000.00	.0
4-03-60 R/M - BUILDINGS	.00	1,132.36	50,000.00	48,867.64	2.3
4-03-61 R/M - AUTO	13.98	474.14	20,000.00	19,525.86	2.4
4-03-62 R/M - WA EQUIPMENT	.00	169.95	2,500.00	2,330.05	6.8
4-03-63 R/M - WATER SYSTEM	1,230.83	4,294.63	180,000.00	175,705.37	2.4
4-03-64 R/M - SEWER SYSTEM	.00	87.51	60,000.00	59,912.49	.2
4-03-65 R/M - WATER METERS	.00	.00	23,000.00	23,000.00	.0
4-03-67 WATER TEST FEES	.00	126.00	5,000.00	4,874.00	2.5
4-03-69 OTHER EXPENSES	276.95	1,663.81	5,000.00	3,336.19	33.3
4-03-70 R/M - REUSE SYSTEM	.00	.00	15,000.00	15,000.00	.0
TOTAL OTHER EXPENSES	5,516.71	63,880.08	1,713,300.00	1,649,419.92	3.7

SUN VALLEY WATER & SEWER DIST
 EXPENDITURES WITH COMPARISON TO BUDGET
 FOR THE 2 MONTHS ENDING JANUARY 31, 2020

	PERIOD ACTUAL	YTD ACTUAL	BUDGET	UNEXPENDED	PCNT
CAPITAL					
4-04-70 DEPRECIATION EXPENSE	.00	56,025.27	800,000.00	743,974.73	7.0
4-04-73 AMORTIZ OF CONTRIBUTION - KSTP	.00	24,000.73	290,000.00	265,999.27	8.3
TOTAL CAPITAL	.00	80,026.00	1,090,000.00	1,009,974.00	7.3
DEBT SERVICE					
4-05-81 INTEREST EXPENSE FOR BONDS	.00	4,895.34	58,744.00	53,848.66	8.3
4-05-84 INTEREST EXPENSE- LID	.00	.00	4,531.00	4,531.00	.0
TOTAL DEBT SERVICE	.00	4,895.34	63,275.00	58,379.66	7.7
TOTAL DEPARTMENT EXPENSE	29,182.45	229,249.66	3,684,845.00	3,455,595.34	6.2
NET REVENUE OVER EXPENDITURES	(29,182.45)	270,253.77	(67,619.00)	(337,872.77)	399.7

SUN VALLEY WATER & SEWER DISTRICT COMPARISON DECEMBER 2019

	DECEMBER		JANUARY		FEBRUARY		MARCH		APRIL		MAY	
	2019	2018	2019	2018	2019	2018	2019	2018	2019	2018	2019	2018
	WELL PRODUCTION	56,983	54,555	41,336	46,770	36,466	58,647	41,416	44,569	40,012	41,967	79,527
ELKHORN GOLF Domestic	0	0	0	0	0	0	0	0	0	0	0	0
ELKHORN GOLF Reuse	0	0	0	0	0	0	0	0	429	0	5,761	1,073
DOLLAR Snowmaking	10,286	13,843	1,220	5,817	0	3,060	81	62	0	40	0	0
KSTP Plant Total	35,182	36,679	35,648	33,191	32,337	32,404	37,011	38,991	67,405	40,464	54,527	48,799
Ketchum Total	19,357	19,582	18,750	18,096	17,674	18,096	19,871	18,096	37,659	15,214	31,930	26,409
SVWSD Total	15,825	17,097	16,898	15,095	14,663	15,030	17,140	21,522	29,746	25,250	22,597	22,390
SVWSD %	44.98%	46.61%	47.40%	45.48%	45.34%	46.38%	46.31%	55.20%	44.13%	62.40%	41.44%	45.88%
KSTP Operating Expense	28,465	26,417	36,849	33,211	32,998	39,617	36,260	50,899	52,502	39,635	32,221	45,406
System Utility	10,805	11,705	12,131	11,331	11,831	11,533	12,426	13,158	11,189	11,534	23,972	14,805
Property Tax	8,034	65,683	510,088	527,738	35,453	39,613	6,120	4,291	9,334	5,770	10,535	6,526
2004 Bond (Refin 2013)	28	21,827	169,522	177,456	6,686	13,320	2,034	1,443	3,102	1,940	3,501	2,194
2007 Bond (Refin 2018)	2,647	23,334	181,220	189,704	7,148	14,239	2,174	1,542	3,316	2,074	3,742	2,346
	JUNE		JULY		AUGUST		SEPTEMBER		OCTOBER		NOVEMBER	
	2019	2018	2019	2018	2019	2018	2019	2018	2019	2018	2019	2018
WELL PRODUCTION	154,125	138,279	184,780	188,539	187,036	194,420	135,196	141,742	52,323	40,915	47,144	45,163
ELKHORN GOLF Domestic	2,845	1,428	1,428	1,428	0	4,802	0	0	0	0	0	0
ELKHORN GOLF Reuse	10,981	10,648	19,105	21,538	18,532	12,105	13,710	13,710	14,267	1,330	0	0
DOLLAR Snowmaking	0	0	0	0	0	0	0	330	3,296,000	440	8,050,000	11,004
KSTP Plant Total	62,548	48,260	53,630	43,212	41,430	39,762	32,995	31,686	32,558	32,887	29,369	27,660
Ketchum Total	39,673	26,701	29,373	21,882	21,260	20,530	17,106	16,467	17,286	14,873	15,797	13,764
SVWSD Total	22,875	21,599	23,757	21,330	20,170	19,232	15,889	15,219	15,272	18,014	13,572	13,896
SVWSD %	36.57%	44.67%	44.19%	49.36%	48.68%	48.37%	48.16%	48.37%	46.91%	54.78%	46.21%	50.24%
KSTP Operating Expense	20,245	38,831	28,326	37,753	44,503	42,277	49,971	39,164	29,256	39,513	56,695	51,394
System Utility	20,760	22,229	29,055	30,377	32,491	31,756	28,777	31,048	18,245	20,832	10,331	10,848
Property Tax 1-06	43,404	36,621	274,023	225,240	10,577	5,307	3,276	18,491	604	1,357	404	17,074
2004 Bond (Refin 2013) 1-09	14,423	12,314	90,983	75,750	3,515	1,785	1,238	1,295	201	456	134	93
2007 Bond (Refin 2018) 1-09	15,419	13,164	97,262	80,978	3,757	1,908	1,323	1,384	215	488	144	43

Report Criteria:

Detail report.

Invoices with totals above \$5000.00 included.

Only unpaid invoices included.

Vendor.Name = (NOT LIKE) "IDAHO POWER","INTERMOUNTAIN GAS","CASELLE INC. ","CENTURY LINK","COX BUSINESS SERVICES","IDAHO DEQ","Verizon Wireless","WELLS FARGO FINANCIAL LEASING","Wells Fargo Payment Remittance Ctr","AA TANKS CO"

GL Acct No	Vendor Name	Description	Net Invoice Amount
515			
1-69-00	FIXED ASSETS - W.I.P. - SEWER		
	Ketchum, City of	HEADWORKS PROJECT- HDR ENGINEERING, RSCI RETAINAGE	28,243.33
4-03-40	KSTP OPERATIONS		
	Ketchum, City of	KSTP OPERATINGS/DEC 2019	28,465.28
	Total 515:		56,708.61
	Grand Totals:		56,708.61

**SUN VALLEY WATER AND SEWER DISTRICT
SEWER TREATMENT PLANT OPERATIONAL EXPENSES**

MONTH ENDING: December 2019

CHECK #	IN FAVOR OF:	DATE	STP CHARGE	SUN VALLEY 44.98%	DESCRIPTION
	SEE ATTACHED	12/31	\$ 16,910.12	\$ 7,606.17	
	Payroll	12/31	\$ 27,274.63	\$ 12,268.13	
	Retirement	12/31	\$ 3,256.59	\$ 1,464.81	
	FICA	12/31	\$ 2,086.51	\$ 938.51	
	Health Insurance	12/31	\$ 12,808.35	\$ 5,761.20	
	Dental Insurance	12/31	\$ 325.44	\$ 146.38	
	Long Term Disability	12/31	\$ 125.32	\$ 56.37	
	NBS - HRA Admin Fees	12/31	\$ 26.59	\$ 11.96	
	Insurance Admin Fees	12/31	\$ 50.63	\$ 22.77	
	NBS - HRA for 2019	12/31	\$ -	\$ -	
	NBS - Vision HRA for 2019	12/31	\$ 112.80	\$ 50.74	
**	Worker's Compensation	12/31	\$ 307.33	\$ 138.24	
TOTALS			\$ 63,284.31	\$ 28,465.28	


KETCHUM PERCENT	55.02%
KETCHUM DOLLAR SHARE	\$ 34,819.03
SUN VALLEY PERCENT	44.98%
SUN VALLEY DOLLAR SHARE	\$ 28,465.28

TOTAL DUE \$ 28,465.28

Capital	Expense	50%
HDR Engineering	\$ 820.50	
RSCI	\$ 55,666.15	
	\$ 56,486.65	

Actual Total Due \$56,708.61

4-03-40 KSTP Opr Exp - 28,465.28
1-69-00 Sewer Projects 28,243.33

APPROVED 
PAID _____

Report Criteria:

Report type: GL detail
Vendor Name = (NOT LIKE) "DIG LINE"
Invoice Detail, GL Account = 6543503100,6543503200-6543503600,65435038-6543506100

GL Period	Check Issue Date	Check Number	Payee	Invoice Number	Invoice GL Account	Check Amount
12/19	12/02/2019	82805	ALSCO - AMERICAN LINEN DIVISIO	LBO11752765	65-4350-3200	24.49
12/19	12/02/2019	82805	ALSCO - AMERICAN LINEN DIVISIO	LBO11752766	65-4350-3200	115.01
12/19	12/02/2019	82805	ALSCO - AMERICAN LINEN DIVISIO	LBO11756727	65-4350-3200	24.49
12/19	12/02/2019	82805	ALSCO - AMERICAN LINEN DIVISIO	LBO11756728	65-4350-3200	115.01
12/19	12/02/2019	82809	ATKINSONS' MARKET	04854149	65-4350-3200	5.68
12/19	12/02/2019	82809	ATKINSONS' MARKET	06472265	65-4350-3200	5.68
12/19	12/02/2019	82821	CENTRAL DRUG SYSTEM, INC.	302181	65-4350-4200	225.00
12/19	12/02/2019	82822	CHATEAU DRUG CENTER	2146519	65-4350-3200	11.66
12/19	12/02/2019	82822	CHATEAU DRUG CENTER	2146877	65-4350-3200	11.12
12/19	12/02/2019	82822	CHATEAU DRUG CENTER	2147161	65-4350-3200	15.18
12/19	12/02/2019	82851	NORTH CENTRAL LABORATORIES	431370	65-4350-3800	221.67
12/19	12/02/2019	82854	PIPECO, INC.	S3579657.001	65-4350-6100	1.60
12/19	12/02/2019	82854	PIPECO, INC.	S3581310.001	65-4350-6100	58.54
12/19	12/02/2019	82855	PLATT ELECTRIC SUPPLY	X672175	65-4350-6100	91.72
12/19	12/02/2019	82856	RIVER RUN AUTO PARTS	6538-147995	65-4350-6000	39.99
12/19	12/02/2019	82862	THATCHER COMPANY, Inc.	1482450	65-4350-3800	404.20
12/19	12/02/2019	82866	USA BLUEBOOK	070090	65-4350-6100	95.20
12/19	12/06/2019	82876	IDAHO POWER	2202703357 111919	65-4350-5200	87.13
12/19	12/06/2019	82876	IDAHO POWER	2206786259 111919	65-4350-5200	23.49
12/19	12/06/2019	82877	INTERMOUNTAIN GAS	3264933000 112219	65-4350-5200	145.85
12/19	12/06/2019	82877	INTERMOUNTAIN GAS	3264933000 112219	65-4350-5200	253.85
12/19	12/06/2019	82877	INTERMOUNTAIN GAS	3264933000 112219	65-4350-5200	102.87
12/19	12/06/2019	82877	INTERMOUNTAIN GAS	3264933000 112219	65-4350-5200	31.60
12/19	12/06/2019	82877	INTERMOUNTAIN GAS	58208688554 112219	65-4350-5200	9.79
12/19	12/16/2019	82886	A.C. HOUSTON LUMBER CO.	1911-580710	65-4350-3200	23.38
12/19	12/16/2019	82886	A.C. HOUSTON LUMBER CO.	1911-581319	65-4350-3200	26.78
12/19	12/16/2019	82886	A.C. HOUSTON LUMBER CO.	1912-584210	65-4350-3200	21.99
12/19	12/16/2019	82886	A.C. HOUSTON LUMBER CO.	1912-584214	65-4350-3200	21.99
12/19	12/16/2019	82890	ALSCO - AMERICAN LINEN DIVISIO	LBO11760612	65-4350-3200	24.49
12/19	12/16/2019	82890	ALSCO - AMERICAN LINEN DIVISIO	LBO11760613	65-4350-3200	115.01
12/19	12/16/2019	82891	ANALYTICAL LABORATORIES, INC.	67337	65-4350-4200	682.01
12/19	12/16/2019	82891	ANALYTICAL LABORATORIES, INC.	68089	65-4350-4200	306.52
12/19	12/16/2019	82893	ATKINSONS' MARKET	08016878	65-4350-3200	6.06
12/19	12/16/2019	82915	D & B SUPPLY INC.	95884	65-4350-3200	89.97
12/19	12/16/2019	82923	FERGUSON ENTERPRISES, LLC	0731742	65-4350-6100	15.00
12/19	12/16/2019	82925	GALENA ENGINEERING, INC.	20337 120119	65-4350-4200	482.50
12/19	12/16/2019	82946	MAGIC VALLEY LABS, INC.	14398	65-4350-4200	40.00
12/19	12/16/2019	82948	McMASTER-CARR SUPPLY CO.	23116102	65-4350-6100	55.63
12/19	12/16/2019	82952	NAPA AUTO PARTS	953668	65-4350-6100	32.40
12/19	12/16/2019	82952	NAPA AUTO PARTS	975800	65-4350-6100	14.29
12/19	12/16/2019	82954	NORTHWEST EQUIP SALES MACK,IN	167072T	65-4350-6000	107.40
12/19	12/16/2019	82954	NORTHWEST EQUIP SALES MACK,IN	167129T	65-4350-6000	847.02
12/19	12/16/2019	82963	RIVER RUN AUTO PARTS	6538-148450	65-4350-6000	60.85
12/19	12/16/2019	82963	RIVER RUN AUTO PARTS	6538-148627	65-4350-6100	49.20
12/19	12/16/2019	82964	S & C ASSOCIATES LLC	1467 - 1493	65-4350-4200	27.50
12/19	12/16/2019	82970	STANDARD PLUMBING SUPPLY CO.	KJKK88	65-4350-6100	11.09
12/19	12/16/2019	82974	SUN VALLEY WATER & SEWER DIST.	120619	65-4350-4200	1,067.05
12/19	12/16/2019	82976	THATCHER COMPANY, Inc.	1483519	65-4350-3800	1,873.49
12/19	12/16/2019	82978	TREASURE VALLEY COFFEE INC.	2160 06405663	65-4350-3200	71.25
12/19	12/16/2019	82979	UNITED OIL	926846	65-4350-3500	82.66
12/19	12/16/2019	82980	UPS STORE #2444	8655	65-4350-3200	12.78

482.50 N/A

GL Period	Check Issue Date	Check Number	Payee	Invoice Number	Invoice GL Account	Check Amount
12/19	12/16/2019	82980	UPS STORE #2444	6699	65-4350-3200	12.78
12/19	12/16/2019	82980	UPS STORE #2444	6744	65-4350-3200	13.16
12/19	12/16/2019	82980	UPS STORE #2444	6787	65-4350-3200	30.83
12/19	12/16/2019	82982	VERT, JEFF	120319	65-4350-4900	183.73
12/19	12/20/2019	82991	IDAHO POWER	2202158701 121319	65-4350-5200	6,921.51
12/19	12/20/2019	82991	IDAHO POWER	2224304721 121019	65-4350-5200	13.59
12/19	12/20/2019	82992	UNITED OIL	928020	65-4350-3500	147.72
12/19	12/20/2019	82993	VERIZON WIRELESS	965494438 121019	65-4350-5100	25.62
12/19	12/20/2019	82993	VERIZON WIRELESS	965494438 121019	65-4350-5100	40.01
12/19	12/30/2019	82994	CENTURY LINK	2087268953 121319	65-4350-5100	54.42
12/19	12/30/2019	82995	IDAHO POWER	2202703357 121919	65-4350-5200	100.92
12/19	12/30/2019	82995	IDAHO POWER	2206786259 121919	65-4350-5200	35.86
12/19	12/12/2019	121219	US BANK	9642 112519	65-4350-6100	33.98
12/19	12/12/2019	121219	US BANK	9642 112519	65-4350-6100	511.48
12/19	12/12/2019	121219	US BANK	9642 112519	65-4350-6100	815.60
12/19	12/12/2019	121219	US BANK	9642 112519	65-4350-6100	47.99
12/19	12/12/2019	121219	US BANK	9642 112519	65-4350-6100	32.90
12/19	12/12/2019	121219	US BANK	9642 112519	65-4350-6000	44.76
12/19	12/12/2019	121219	US BANK	9642 112519	65-4350-3400	150.01

Grand Totals: 17,392.62 16910.12

Summary by General Ledger Account Number

GL Account	Debit	Credit	Proof
65-2030-0000	46.69	17,439.31-	17,392.62-
65-4350-3200	798.79	.00	798.79
65-4350-3400	150.01	.00	150.01
65-4350-3500	230.38	.00	230.38
65-4350-3800	2,499.36	.00	2,499.36
65-4350-4200	2,810.58	.00	2,810.58
65-4350-4900	183.73	.00	183.73
65-4350-5100	120.05	.00	120.05
65-4350-5200	7,726.46	.00	7,726.46
65-4350-6000	1,100.02	.00	1,100.02
65-4350-6100	1,819.93	46.69-	1,773.24
Grand Totals:	17,486.00	17,486.00-	.00

Report Criteria:

Report type: GL detail
Vendor.Name = (NOT LIKE) "DIG LINE"
Invoice Detail.GL Account = 6543503100,6543503200,6543503600,65435038-6543506100

Report Criteria:

Report type: GL detail
 Vendor Name = (NOT LIKE) "DIG LINE"
 Invoice Detail.GL Account = "6543507500"- "6543508300", "6743506900"- "6743508300"

GL Period	Check Issue Date	Check Number	Payee	Invoice Number	Invoice GL Account	Check Amount
12/19	12/02/2019	82834	HDR ENGINEERING, INC.	1200231094	67-4350-7810	820.50
12/19	12/02/2019	82857	RSCI	15 20187	67-4350-7810	55,666.15
Grand Totals:						56,486.65

Summary by General Ledger Account Number

GL Account	Debit	Credit	Proof
67-2030-0000	.00	56,486.65-	56,486.65-
67-4350-7810	56,486.65	.00	56,486.65
Grand Totals:	56,486.65	56,486.65-	.00

67-4350-7B10
 Contract # 20175
 Bill #
 435004



Invoice
 Please send remittance with copy of invoice to
 HDR, Inc.
 US Engineering Accounts Receivable
 PO Box 74008202
 Chicago, IL 60674-8202

To: City of Ketchum/SVSWD
 Mick Mummert
 Wastewater Superintendent
 PO Box 2316
 Ketchum, ID 83340

Invoice Number 1200231094
 Invoice Date November 21, 2019
 Period Ending October 26, 2019

Project Number 10112020 \$820.50
 DC Engineering \$0.00

Client: Contract: 20175 Amount Due \$820.50

For Professional Services performed in connection with City of Ketchum/SVSWD Headworks Construction Engineering Services
 September 29, 2019 - October 26, 2019

CITY OF KETCHUM/SVSWD

Task 1-Construction Administration

LABOR COSTS	Hours	Extension	LABOR	EXPENSE	TOTAL
Bjerke, Brad	0.50	\$110.50			
Quick, Sarah	1.00	\$105.00			
TOTAL LABOR	1.50		\$215.50		
DIRECT COSTS					
Printing/Photocopying				\$0.00	
TOTAL EXPENSES				\$0.00	
TOTAL Task 1-Construction Administration					\$215.50

Task 4-System Commissioning

LABOR COSTS	Hours	Extension	LABOR	EXPENSE	TOTAL
Bjerke, Brad	1.00	\$221.00			
Raibley, Adam	8.00	\$384.00			
TOTAL LABOR	9.00		\$605.00		
TOTAL Task 4-System Commissioning					\$605.00

TOTAL DUE THIS INVOICE \$820.50

Project Summary

	CONTRACT AMOUNT	CURRENT INVOICE	INVOICED PREVIOUSLY	TOTAL INVOICED	CONTRACT BALANCE	PERCENTAGE SPENT
HDR Engineering	\$226,800.00	\$820.50	\$200,535.11	\$201,355.61	\$25,444.39	89%
DC Engineering	\$18,000.00	\$0.00	\$16,822.50	\$16,822.50	\$1,077.50	94%
TOTAL	\$244,800.00	\$820.50	\$217,467.61	\$219,776.11	\$26,621.89	90%

Task Summary

	CONTRACT AMOUNT	CURRENT INVOICE	INVOICED PREVIOUSLY	TOTAL INVOICED	CONTRACT BALANCE	PERCENTAGE SPENT
Task 1-Construction Administration	\$29,000.00	\$215.50	\$26,393.38	\$26,608.88	\$2,391.12	92%
Task 2-Construction Engineering	\$159,050.00	\$0.00	\$157,889.44	\$157,889.44	\$1,160.56	99%
Task 3-Field Services	\$0.00	\$0.00	\$0.00	\$0.00	\$0.00	0%
Task 4-System Commissioning	\$30,850.00	\$605.00	\$14,120.29	\$14,725.29	\$16,124.71	48%
Task 5-Project Close-out (Record Drawings)	\$25,900.00	\$0.00	\$19,054.50	\$19,054.50	\$6,845.50	74%
TOTAL	\$244,800.00	\$820.50	\$217,467.61	\$219,776.11	\$26,621.89	90%



November 21, 2019

Mick Mummert
Wastewater Superintendent
City of Ketchum
P.O. Box 2315
Ketchum, ID 83340

Subject: Ketchum / Sun Valley Water & Sewer District - Headworks Construction Engineering Services
Status Report and Invoice for September 29, 2019 through October 26, 2019.

Dear Mr. Mummert:

Enclosed is a copy of our billing for engineering services for the Headworks construction project during the invoicing period. Provided below is a summary of the work completed for each task and budget tracking during this billing cycle.

Task 1 – Construction Management and Administration

Activities performed during this invoicing period include:

- Administration of project engineering financials

Task 2 – Construction Engineering

Activities performed in included:

- None this period.

Task 3 – Field Services

No fee associated with this task. Work being completed by Ketchum staff.

Task 4 – System Commissioning

Engineering services for system commissioning included:

- Miscellaneous work on punch list items.

Task 5 – Project Close-out (Record Drawings)

Engineering services for close-out included:

- Final O&M manual preparation.
- Review of record drawings

Budget Tracking

A summary of percent spent for the Services during Construction work is shown below.

- Task 1: Construction Administration is 92% spent.
- Task 2: Construction Engineering 99% spent.
- Task 4: System Commissioning is 48% spent.
- Task 5: Project Close-out (Record Drawings) 74% spent.

hdrinc.com

412 E. Parkcenter Blvd., Suite 100 Boise, ID 83706-6659
T 208.387.7000 F 208.387.7100



Our invoice includes a project financial summary for both HDR and our subcontractors. With completion planned in the fall, we expect to be under the contracted budget. Our budget summary through October is shown below.

1. HDR budget expended this period was \$820.50 for a cumulative total of \$201,355.61
 - HDR budget: \$226,800
 - HDR budget expended: 89%
2. DC Engineering (electrical subcontractor) budget expended this period was \$0.00 for a cumulative total of \$16,922.50
 - DC Engineering budget: \$18,000
 - Budget expended: 94%
3. Total budget is \$244,800 and total invoiced to date \$219,776.11. Invoice this period: **\$820.50.**
4. Contract balance: \$26,521.89

Final engineering work remaining includes:

- Record drawing preparation.
- Change order for final contract credit and time adjustment.
- Final payment application.

We appreciate the opportunity to assist you with the Headworks Construction Engineering project. If you have questions or comments, please do not hesitate to call me at 208-387-7073.

Sincerely,

HDR ENGINEERING, INC.

Brad Bjerke, PE
Project Manager

Enclosure

cc: Pepi Ursillo/Water BG Manager

File 00103.257441

TO OWNER/CLIENT:
 City of Ketchum
 480 East Ave. N
 Ketchum, Idaho 83340

PROJECT:
 505 - Ketchum/SVWSD Headworks Improvements
 110 River Ranch Road
 Ketchum, Idaho 83340

APPLICATION NO: 15
INVOICE NO: 15
PERIOD: 07/01/19 - 11/12/19
PROJECT NO: 505
CONTRACT DATE: 05/21/2018

DISTRIBUTION TO:

67-4350-7810
 Contract # 20167
 All
 435004

FROM CONTRACTOR:
 RSCI
 333 West Ross Street, Ste. 200
 Boise, Idaho 83706

VIA ARCHITECT/ENGINEER:
 Brad Bjork (HDR)
 412 Parkcenter Blvd Suite 100
 Boise, 83706

CONTRACT FOR: 505 - Ketchum/SVWSD Headworks Improvements Prime Contract
CONTRACTOR'S APPLICATION FOR PAYMENT

Application is made for payment, as shown below, in connection with the Contract. Continuation Sheet is attached.

1. Original Contract Sum	\$ 2,481,380.00
2. Net change by change orders	(\$85,940.74)
3. Contract sum to date (line 1 ± 2)	\$ 2,415,419.26
4. Total completed and stored to date (Column G on G703)	\$ 2,415,419.26
5. Retainage:	
a. 0.00% of completed work:	\$ 0.00
b. 0.00% of stored material:	\$ 0.00
Total retainage (Line 5a + 5b or total in column I of G702)	\$ 0.00
6. Total earned less retainage (Line 4 less Line 5 Total)	\$ 2,415,419.26
7. Less previous certificates for payment (Line 6 from prior certificate)	\$ 2,359,753.11
8. Current payment due:	\$ 55,666.15
9. Balance to finish, including retainage (Line 3 less Line 6)	\$ 0.00

The undersigned certifies that to the best of the Contractor's knowledge, information and belief, the Work covered by this Application for Payment has been completed in accordance with the Contract documents, that all amounts have been paid by the Contractor for Work which previous Certificates for payment were issued and payments received from the Owner/Client, and that current payments shown herein is now due.

CONTRACTOR: RSCI

By: [Signature] Date: 11-25-2019
 State of: Idaho
 County of: Ada
 Subscribed and sworn to before me this 25 day of November, 2019

Notary Public: Yareta R. Niles
 My commission expires: 6-20-25



ARCHITECT'S/ENGINEER'S CERTIFICATE FOR PAYMENT

In accordance with the Contract Documents, based on the on-site observations and the data comprising this application, the Architect/Engineer certifies to the Owner/Client that to the best of the Architect's/Engineer's knowledge, information and belief that Work is in accordance with the Contract Documents, and the Contractor is entitled to payment of the AMOUNT CERTIFIED.

AMOUNT CERTIFIED: \$ 55,666.15

(Attach explanation if amount certified differs from the amount applied for. Initial all figures on this Application and on the Continuation Sheet that are changed to confirm to the amount certified)

ARCHITECT/ENGINEER:
 By: [Signature] Date: 11-26-2019

This certificate is not negotiable. The amount certified is payable only to the contract named herein. Issuance, payment and acceptance of payment are without prejudice to the rights of the Owner/Client or Contractor under this Contract.

CHANGE ORDER SUMMARY	ADDITIONS	DEDUCTIONS
Total changes approved in previous months by Owner/Client:	\$ 95,411.54	(\$151,597.28)
Total approved this Month:	\$ 0.00	(\$9,756.00)
Totals:	\$ 95,411.54	(\$161,352.28)
Net change by change orders:	(\$65,940.74)	

Document G702, APPLICATION AND CERTIFICATE FOR PAYMENT, containing Contractor's signed Certification is attached.
 Use Column I on Contracts where variable retainage for line items apply.

APPLICATION NUMBER: 15
 APPLICATION DATE: 11/12/2019
 PERIOD: 07/01/19 - 11/12/19

ARCHITECTS/ENGINEERS PROJECT NO:

Contract Lines

ITEM NO.	DESCRIPTION OF WORK	SCHEDULED VALUE	WORK COMPLETED		MATERIALS PRESENTLY STORED (NOT IN D OR E)	TOTAL COMPLETED AND STORED TO DATE (D+E+F)	% (G / C)	BALANCE TO FINISH (C - G)	RETAINAGE
			FROM PREVIOUS APPLICATION (D + E)	THIS PERIOD					
1	ADMIN Mobilize	\$ 59,500.00	\$ 59,500.00	\$ 0.00	\$ 0.00	\$ 59,500.00	100.00%	\$ 0.00	\$ 0.00
2	ADMIN Performance & Payment Bonds	\$ 20,850.00	\$ 20,850.00	\$ 0.00	\$ 0.00	\$ 20,850.00	100.00%	\$ 0.00	\$ 0.00
3	ADMIN DIV 01/ Contract Submittals	\$ 36,047.00	\$ 36,047.00	\$ 0.00	\$ 0.00	\$ 36,047.00	100.00%	\$ 0.00	\$ 0.00
4	DEMO Demo Site Asphalt	\$ 16,800.00	\$ 16,800.00	\$ 0.00	\$ 0.00	\$ 16,800.00	100.00%	\$ 0.00	\$ 0.00
5	DEMO Demo Screen Building	\$ 25,200.00	\$ 25,200.00	\$ 0.00	\$ 0.00	\$ 25,200.00	100.00%	\$ 0.00	\$ 0.00
6	DEMO Demo UG Pipe	\$ 36,400.00	\$ 36,400.00	\$ 0.00	\$ 0.00	\$ 36,400.00	100.00%	\$ 0.00	\$ 0.00
7	DEMO Demo Existing Bar Rack	\$ 3,500.00	\$ 3,500.00	\$ 0.00	\$ 0.00	\$ 3,500.00	100.00%	\$ 0.00	\$ 0.00
8	SITE Chain Link Fence	\$ 6,800.00	\$ 6,800.00	\$ 0.00	\$ 0.00	\$ 6,800.00	100.00%	\$ 0.00	\$ 0.00
9	SITE Bollards	\$ 2,980.00	\$ 2,980.00	\$ 0.00	\$ 0.00	\$ 2,980.00	100.00%	\$ 0.00	\$ 0.00
10	SITE Site Grading	\$ 3,750.00	\$ 3,750.00	\$ 0.00	\$ 0.00	\$ 3,750.00	100.00%	\$ 0.00	\$ 0.00
11	SITE Base Course	\$ 15,600.00	\$ 15,600.00	\$ 0.00	\$ 0.00	\$ 15,600.00	100.00%	\$ 0.00	\$ 0.00
12	SITE Underground Electrical	\$ 26,500.00	\$ 26,500.00	\$ 0.00	\$ 0.00	\$ 26,500.00	100.00%	\$ 0.00	\$ 0.00
13	HW Splitter Box Structural Excavation	\$ 13,650.00	\$ 13,650.00	\$ 0.00	\$ 0.00	\$ 13,650.00	100.00%	\$ 0.00	\$ 0.00
14	HW Splitter Box Structural Fill	\$ 7,540.00	\$ 7,540.00	\$ 0.00	\$ 0.00	\$ 7,540.00	100.00%	\$ 0.00	\$ 0.00
15	HW Splitter Box Concrete Base Slab	\$ 44,100.00	\$ 44,100.00	\$ 0.00	\$ 0.00	\$ 44,100.00	100.00%	\$ 0.00	\$ 0.00
16	HW Splitter Box Concrete Walls	\$ 63,800.00	\$ 63,800.00	\$ 0.00	\$ 0.00	\$ 63,800.00	100.00%	\$ 0.00	\$ 0.00
17	HW Splitter Box Grating & Embeds	\$ 19,500.00	\$ 19,500.00	\$ 0.00	\$ 0.00	\$ 19,500.00	100.00%	\$ 0.00	\$ 0.00
18	HW Splitter Box Wall Spools	\$ 84,500.00	\$ 84,500.00	\$ 0.00	\$ 0.00	\$ 84,500.00	100.00%	\$ 0.00	\$ 0.00
19	HW Gates SG-111 & SG-112	\$ 49,400.00	\$ 49,400.00	\$ 0.00	\$ 0.00	\$ 49,400.00	100.00%	\$ 0.00	\$ 0.00
20	HW Screen Channel Excavation	\$ 24,700.00	\$ 24,700.00	\$ 0.00	\$ 0.00	\$ 24,700.00	100.00%	\$ 0.00	\$ 0.00
21	HW Screen Channel Structural Fill	\$ 17,680.00	\$ 17,680.00	\$ 0.00	\$ 0.00	\$ 17,680.00	100.00%	\$ 0.00	\$ 0.00
22	HW Screen Channel Concrete Slab	\$ 56,800.00	\$ 56,800.00	\$ 0.00	\$ 0.00	\$ 56,800.00	100.00%	\$ 0.00	\$ 0.00
23	HW Screen Channel Concrete Walls	\$ 85,950.00	\$ 85,950.00	\$ 0.00	\$ 0.00	\$ 85,950.00	100.00%	\$ 0.00	\$ 0.00
24	HW Screen Channel Grating & Embeds	\$ 32,500.00	\$ 32,500.00	\$ 0.00	\$ 0.00	\$ 32,500.00	100.00%	\$ 0.00	\$ 0.00

A ITEM NO.	B DESCRIPTION OF WORK	C SCHEDULED VALUE	D WORK COMPLETED		F MATERIALS PRESENTLY STORED (NOT IN D OR E)	G TOTAL COMPLETED AND STORED TO DATE (D+E+F)	H % (G / C)	I BALANCE TO FINISH (C - G)	RETAINAGE
			FROM PREVIOUS APPLICATION (D + E)	THIS PERIOD					
			25	HW Screen Channel Wall Spools					
26	HW CLSM Fill	\$ 56,550.00	\$ 56,550.00	\$ 0.00	\$ 0.00	\$ 56,550.00	100.00%	\$ 0.00	\$ 0.00
27	HW Backfill	\$ 20,150.00	\$ 20,150.00	\$ 0.00	\$ 0.00	\$ 20,150.00	100.00%	\$ 0.00	\$ 0.00
28	HW Building Concrete Footings	\$ 37,400.00	\$ 37,400.00	\$ 0.00	\$ 0.00	\$ 37,400.00	100.00%	\$ 0.00	\$ 0.00
29	HW Building Concrete Stem Walls	\$ 37,400.00	\$ 37,400.00	\$ 0.00	\$ 0.00	\$ 37,400.00	100.00%	\$ 0.00	\$ 0.00
30	HW Electrical Room Elevated Concrete Slab	\$ 22,400.00	\$ 22,400.00	\$ 0.00	\$ 0.00	\$ 22,400.00	100.00%	\$ 0.00	\$ 0.00
31	HW Masonry	\$ 136,500.00	\$ 136,500.00	\$ 0.00	\$ 0.00	\$ 136,500.00	100.00%	\$ 0.00	\$ 0.00
32	HW EIFS	\$ 36,400.00	\$ 36,400.00	\$ 0.00	\$ 0.00	\$ 36,400.00	100.00%	\$ 0.00	\$ 0.00
33	HW Concrete Slab on Grade	\$ 46,800.00	\$ 46,800.00	\$ 0.00	\$ 0.00	\$ 46,800.00	100.00%	\$ 0.00	\$ 0.00
34	HW Exterior Concrete Slabs & Pads	\$ 18,000.00	\$ 18,000.00	\$ 0.00	\$ 0.00	\$ 18,000.00	100.00%	\$ 0.00	\$ 0.00
35	HW Steel Deck & Joists	\$ 22,000.00	\$ 22,000.00	\$ 0.00	\$ 0.00	\$ 22,000.00	100.00%	\$ 0.00	\$ 0.00
36	HW Roofing	\$ 45,000.00	\$ 45,000.00	\$ 0.00	\$ 0.00	\$ 45,000.00	100.00%	\$ 0.00	\$ 0.00
37	HW Overhead Rolling Doors	\$ 28,000.00	\$ 11,644.00	\$ 0.00	\$ 16,356.00	\$ 28,000.00	100.00%	\$ 0.00	\$ 0.00
38	HW Doors & Hardware	\$ 12,500.00	\$ 12,500.00	\$ 0.00	\$ 0.00	\$ 12,500.00	100.00%	\$ 0.00	\$ 0.00
39	HW Owner Furnished Equipment Install	\$ 26,500.00	\$ 26,500.00	\$ 0.00	\$ 0.00	\$ 26,500.00	100.00%	\$ 0.00	\$ 0.00
40	HW Lighting	\$ 35,000.00	\$ 35,000.00	\$ 0.00	\$ 0.00	\$ 35,000.00	100.00%	\$ 0.00	\$ 0.00
41	HW Set Electrical Gear & Distribution	\$ 37,400.00	\$ 37,400.00	\$ 0.00	\$ 0.00	\$ 37,400.00	100.00%	\$ 0.00	\$ 0.00
42	HW Fire Alarm System	\$ 32,600.00	\$ 32,600.00	\$ 0.00	\$ 0.00	\$ 32,600.00	100.00%	\$ 0.00	\$ 0.00
43	HW Process Instrumentation & Controls	\$ 78,900.00	\$ 64,440.00	\$ 0.00	\$ 14,460.00	\$ 78,900.00	100.00%	\$ 0.00	\$ 0.00
44	HW Conduit & Raceways	\$ 137,800.00	\$ 137,800.00	\$ 0.00	\$ 0.00	\$ 137,800.00	100.00%	\$ 0.00	\$ 0.00
45	HW Conductors & Terminations	\$ 98,000.00	\$ 98,000.00	\$ 0.00	\$ 0.00	\$ 98,000.00	100.00%	\$ 0.00	\$ 0.00
46	HW Plumbing	\$ 51,500.00	\$ 51,500.00	\$ 0.00	\$ 0.00	\$ 51,500.00	100.00%	\$ 0.00	\$ 0.00
47	HW HVAC	\$ 140,000.00	\$ 140,000.00	\$ 0.00	\$ 0.00	\$ 140,000.00	100.00%	\$ 0.00	\$ 0.00
48	HW ODA Fiberglass Duct Work	\$ 110,000.00	\$ 110,000.00	\$ 0.00	\$ 0.00	\$ 110,000.00	100.00%	\$ 0.00	\$ 0.00
49	HW Coatings	\$ 35,000.00	\$ 35,000.00	\$ 0.00	\$ 0.00	\$ 35,000.00	100.00%	\$ 0.00	\$ 0.00
50	YARD Temporary Bypass Piping	\$ 105,000.00	\$ 105,000.00	\$ 0.00	\$ 0.00	\$ 105,000.00	100.00%	\$ 0.00	\$ 0.00
51	YARD 24" Sewer	\$ 24,080.00	\$ 24,080.00	\$ 0.00	\$ 0.00	\$ 24,080.00	100.00%	\$ 0.00	\$ 0.00
52	YARD 18" Sewer	\$ 53,240.00	\$ 53,240.00	\$ 0.00	\$ 0.00	\$ 53,240.00	100.00%	\$ 0.00	\$ 0.00
53	YARD 2" W2	\$ 45,080.00	\$ 45,080.00	\$ 0.00	\$ 0.00	\$ 45,080.00	100.00%	\$ 0.00	\$ 0.00
54	YARD 12" ODA	\$ 21,880.00	\$ 21,880.00	\$ 0.00	\$ 0.00	\$ 21,880.00	100.00%	\$ 0.00	\$ 0.00
55	YARD 4" Drain	\$ 14,600.00	\$ 14,600.00	\$ 0.00	\$ 0.00	\$ 14,600.00	100.00%	\$ 0.00	\$ 0.00

ITEM NO.	DESCRIPTION OF WORK	SCHEDULED VALUE	WORK COMPLETED		MATERIALS PRESENTLY STORED (NOT IN D OR E)	TOTAL COMPLETED AND STORED TO DATE (D+E+F)	% (G / C)	BALANCE TO FINISH (C - G)	RETAINAGE
			FROM PREVIOUS APPLICATION (D + E)	THIS PERIOD					
56	VE Pre-award Value Engineering Items	\$ 145,133.00	\$ 145,133.00	\$ 0.00	\$ 0.00	\$ 145,133.00	100.00%	\$ 0.00	\$ 0.00
TOTALS:		\$ 2,481,360.00	\$ 2,450,544.00	\$ 0.00	\$ 30,816.00	\$ 2,481,360.00	100.00%	\$ 0.00	\$ 0.00

Whole Change Order Packages

ITEM NO.	DESCRIPTION OF WORK	SCHEDULED VALUE	WORK COMPLETED		MATERIALS PRESENTLY STORED (NOT IN D OR E)	TOTAL COMPLETED AND STORED TO DATE (D+E+F)	% (G / C)	BALANCE TO FINISH (C - G)	RETAINAGE
			FROM PREVIOUS APPLICATION (D + E)	THIS PERIOD					
57	PCCO#001								
57.1	COR#001 Pre-award Value Engineering	(\$145,133.00)	(\$145,133.00)	\$ 0.00	\$ 0.00	(\$145,133.00)	100.00%	\$ 0.00	\$ 0.00
58	PCCO#002								
58.1	COR#004 Engineer's Office Trailer	(\$2,250.00)	(\$2,250.00)	\$ 0.00	\$ 0.00	(\$2,250.00)	100.00%	\$ 0.00	\$ 0.00
58.2	COR#007 RFI-011 - Thicker Slab Encountered at Existing Screen Building	\$ 4,483.00	\$ 4,483.00	\$ 0.00	\$ 0.00	\$ 4,483.00	100.00%	\$ 0.00	\$ 0.00
58.3	COR#005 RFI-007 - Asbestos Containing Material Encountered 15" Pipe	\$ 4,003.00	\$ 4,003.00	\$ 0.00	\$ 0.00	\$ 4,003.00	100.00%	\$ 0.00	\$ 0.00
58.4	COR#011 RFI-014 - Flume Manhole Concrete	\$ 6,350.00	\$ 6,350.00	\$ 0.00	\$ 0.00	\$ 6,350.00	100.00%	\$ 0.00	\$ 0.00
58.5	COR#013 RFI-018 - Concrete Mass at Screen Channel	\$ 4,522.00	\$ 4,522.00	\$ 0.00	\$ 0.00	\$ 4,522.00	100.00%	\$ 0.00	\$ 0.00
58.6	COR#016 Work Change Directive No. 004 - Plumbing Piping Changes	\$ 4,428.00	\$ 4,428.00	\$ 0.00	\$ 0.00	\$ 4,428.00	100.00%	\$ 0.00	\$ 0.00
59	PCCO#003								
59.1	COR#012 RFI-015 - Existing 24" Pipe Alignment Corrections	\$ 2,323.00	\$ 2,323.00	\$ 0.00	\$ 0.00	\$ 2,323.00	100.00%	\$ 0.00	\$ 0.00
59.2	COR#017 Work Change Directive No. 005 - Increase CMU Wall Height by 24"	\$ 10,387.00	\$ 10,387.00	\$ 0.00	\$ 0.00	\$ 10,387.00	100.00%	\$ 0.00	\$ 0.00
59.3	COR#020 RFI-020 - Plug Existing 24" Diameter Pipe Penetration at Pump Station	\$ 2,209.00	\$ 2,209.00	\$ 0.00	\$ 0.00	\$ 2,209.00	100.00%	\$ 0.00	\$ 0.00
59.4	COR#009 Work Change Directive No. 003 - ODA Revisions	\$ 9,047.00	\$ 9,047.00	\$ 0.00	\$ 0.00	\$ 9,047.00	100.00%	\$ 0.00	\$ 0.00
59.5	COR#022 RFI-024 - Delete Hose Reels and Add Hose Racks	(\$1,378.00)	(\$1,378.00)	\$ 0.00	\$ 0.00	(\$1,378.00)	100.00%	\$ 0.00	\$ 0.00

ITEM NO.	DESCRIPTION OF WORK	SCHEDULED VALUE	WORK COMPLETED		MATERIALS PRESENTLY STORED (NOT IN D OR E)	TOTAL COMPLETED AND STORED TO DATE (D+E+F)	% (G / C)	BALANCE TO FINISH (C - G)	RETAINAGE
			FROM PREVIOUS APPLICATION (D + E)	THIS PERIOD					
			59.6	COR#019 Design, Fabricate, & Install 316 SS Mounting Bracket Extensions					
60	PCCO#004								
60.1	COR#023 Contract Adjustment for Weather Sensitive Work	\$ 0.00	\$ 0.00	\$ 0.00	\$ 0.00	\$ 0.00	100.00%	\$ 0.00	\$ 0.00
60.2	COR#025 Delete 2 Pressure Transmitters and Add 2 Differential Pressure Gauges	(\$2,226.60)	(\$2,226.60)	\$ 0.00	\$ 0.00	(\$2,226.60)	100.00%	\$ 0.00	\$ 0.00
60.3	COR#026 Work Change Directive No. 006 - Add Snow Melt System at OH Door Openings	\$ 15,196.77	\$ 15,196.77	\$ 0.00	\$ 0.00	\$ 15,196.77	100.00%	\$ 0.00	\$ 0.00
60.4	COR#016 Work Change Directive No. 002 - Electrical Changes	\$ 12,167.87	\$ 12,167.87	\$ 0.00	\$ 0.00	\$ 12,167.87	100.00%	\$ 0.00	\$ 0.00
60.5	COR#027 RFI-004 - Additional Concrete Around Existing Pump Station	\$ 2,949.57	\$ 2,949.57	\$ 0.00	\$ 0.00	\$ 2,949.57	100.00%	\$ 0.00	\$ 0.00
60.6	COR#028 Rotate Carbon Scrubber 180 Degrees	\$ 2,007.15	\$ 2,007.15	\$ 0.00	\$ 0.00	\$ 2,007.15	100.00%	\$ 0.00	\$ 0.00
60.7	COR#024 Modify Splitter Box Baffle Wall	\$ 3,317.22	\$ 3,317.22	\$ 0.00	\$ 0.00	\$ 3,317.22	100.00%	\$ 0.00	\$ 0.00
61	PCCO#005								
61.1	COR#029 Convert OH Door Operators to Manual Chain Models to Comply with Area Classification and Provide Original Equipment to Owner (Rev. 1)	(\$2,955.00)	\$ 0.00	(\$-2,955.00)	\$ 0.00	(\$2,955.00)	100.00%	\$ 0.00	\$ 0.00
61.2	COR#030 Final CO Items	(\$6,800.00)	\$ 0.00	(\$-6,800.00)	\$ 0.00	(\$6,800.00)	100.00%	\$ 0.00	\$ 0.00
TOTALS:		(\$72,675.02)	(\$82,920.02)	(\$9,755.00)	\$ 0.00	(\$72,675.02)	100.00%	\$ 0.00	\$ 0.00

Grand Totals

ITEM NO.	DESCRIPTION OF WORK	SCHEDULED VALUE	WORK COMPLETED		MATERIALS PRESENTLY STORED (NOT IN D OR E)	TOTAL COMPLETED AND STORED TO DATE (D+E+F)	% (G / C)	BALANCE TO FINISH (C - G)	RETAINAGE
			FROM PREVIOUS APPLICATION (D + E)	THIS PERIOD					
			GRAND TOTALS:						

Report Criteria:

Detail report type printed

Vendor Number	Name	Invoice Number	Description	Seq	Invoice Date	Invoice Amount	Discount Amount	Check Amount	Check Number	Check Issue Date
35	Anderson, Anthony	102219-1106	HEALTH INSURE EXP-AN	1	11/01/2019	62.56	.00	62.56	15894	12/16/2019
Total 35:						62.56	.00	62.56		
50	Atkinson's Market	02797753	JANITORIAL SUPPLIES-N	1	11/12/2019	1.80	.00	1.80	15928	12/16/2019
		05247626	BLDG R/M - DISTILLED W	1	11/26/2019	6.91	.00	6.91	15895	12/16/2019
		121619	EMPLOYEE BONUSES	1	12/16/2019	1,225.00	.00	1,225.00	15929	12/16/2019
Total 50:						1,233.71	.00	1,233.71		
61	PNWS-AWWA	2020IWUC	2020 IWUC MEMBERSHIP	1	12/09/2019	200.00	.00	200.00	15919	12/16/2019
Total 61:						200.00	.00	200.00		
70	Banyan Technology Inc.	20640	CONSULTING - WONDER	1	11/30/2019	3,330.92	.00	3,330.92	15896	12/16/2019
		20640	OFC SUPP - EZTOUCH S	2	11/30/2019	139.00	.00	139.00	15896	12/16/2019
		20640	H2O R/M - WELL 13 NETW	3	11/30/2019	1,135.92	.00	1,135.92	15896	12/16/2019
Total 70:						4,605.84	.00	4,605.84		
90	Benson, Chris	111119-SARA	HEALTH INS EXP NOV/SA	1	11/11/2019	8.80	.00	8.80	15897	12/16/2019
Total 90:						8.80	.00	8.80		
175	CASELLE INC.	98934	CONTRACT SUPPORT-1/	1	12/01/2019	611.00	.00	611.00	15898	12/16/2019
Total 175:						611.00	.00	611.00		
185	Chateau Drug	2145525	JANITORIAL SUP/HAND S	1	11/15/2019	9.98	.00	9.98	15900	12/16/2019
Total 185:						9.98	.00	9.98		
190	Clear Creek Disposal	0001279364	ON CALL SVC 10/29/19	1	11/25/2019	41.81	.00	41.81	15901	12/16/2019
Total 190:						41.81	.00	41.81		
220	COX BUSINESS SERVICE	121419	INTERNET SERVICE- DE	1	12/14/2019	89.00	.00	89.00	15931	12/23/2019
Total 220:						89.00	.00	89.00		
245	Davis Embroidery	34756	OP SUP-6 WORK SHIRTS	1	12/05/2019	37.12	.00	37.12	15902	12/16/2019
Total 245:						37.12	.00	37.12		
270	Dig Line Inc	0061738-IN	DUES & SUBSCRIPTIONS	1	11/30/2019	117.06	.00	117.06	15903	12/16/2019
Total 270:						117.06	.00	117.06		
315	G C Systems Inc	38597	H2O R/M-FITTINGS/TUBIN	1	11/13/2019	57.39	.00	57.39	15905	12/16/2019
Total 315:						57.39	.00	57.39		
321	GALENA GROUND WATE	1697	2020 ASSESSMENT (37-2	1	12/01/2019	386.25	.00	386.25	15906	12/16/2019
		1719	2020 ASSESSMENT (37-2	1	12/01/2019	58.13	.00	58.13	15906	12/16/2019

Vendor Number	Name	Invoice Number	Description	Seq	Invoice Date	Invoice Amount	Discount Amount	Check Amount	Check Number	Check Issue Date
		1720	2020 ASSESSMENT (37-2	1	12/01/2019	97.50	.00	97.50	15906	12/16/2019
		1721	2020 ASSESSMENT (37-2	1	12/01/2019	178.13	.00	178.13	15906	12/16/2019
		1752	2020 ASSESSMENT (37-2	1	12/01/2019	680.63	.00	680.63	15906	12/16/2019
		1769	2020 ASSESSMENT (37-7	1	12/01/2019	1,687.50	.00	1,687.50	15906	12/16/2019
		1773	2020 ASSESSMENT (37-7	1	12/01/2019	28.13	.00	28.13	15906	12/16/2019
		1892	2020 ASSESSMENT (37-8	1	12/01/2019	110.63	.00	110.63	15906	12/16/2019
		Total 321:				3,226.90	.00	3,226.90		
365	Houston Lumber Co.	1910-564358	BLDG R/M - ROLL OF POL	1	11/24/2019	92.56	.00	92.56	15908	12/16/2019
		1912-584976	OP SUP-WORK GLOVES	1	12/09/2019	19.99	.00	19.99	15908	12/16/2019
		Total 365:				112.55	.00	112.55		
390	Glenn Hunter	8326	GRNDS R/M-BITTERROO	1	12/14/2019	1,985.00	.00	1,985.00	15907	12/16/2019
		Total 390:				1,985.00	.00	1,985.00		
409	IDAHO DEQ	20201622-Q	JAN/FEB/MARCH-DRINKI	1	12/02/2019	908.00	.00	908.00	15909	12/16/2019
		Total 409:				908.00	.00	908.00		
430	Idaho Power	122619	SYSTEM UTILITIES-WHIT	1	12/26/2019	506.36	.00	506.36	10720	01/07/2020
		122619	SYSTEM UTILITIES-BACK	2	12/26/2019	10.91	.00	10.91	10720	01/07/2020
		122619	SYSTEM UTILITIES-LOT 1	3	12/26/2019	5.78	.00	5.78	10720	01/07/2020
		122619	SYSTEM UTILITIES-SAGE	4	12/26/2019	321.12	.00	321.12	10720	01/07/2020
		122619	SYSTEM UTILITIES-WELL	5	12/26/2019	738.73	.00	738.73	10720	01/07/2020
		122619	SYSTEM UTILITIES-SAGE	6	12/26/2019	11.68	.00	11.68	10720	01/07/2020
		122619	SYSTEM UTILITIES-SKYL	7	12/26/2019	10.46	.00	10.46	10720	01/07/2020
		122619	SYSTEM UTILITIES-ELKH	8	12/26/2019	29.94	.00	29.94	10720	01/07/2020
		122619	SYSTEM UTILITIES-REUS	9	12/26/2019	563.21	.00	563.21	10720	01/07/2020
		122619	SYSTEM UTILITIES-WELL	10	12/26/2019	397.45	.00	397.45	10720	01/07/2020
		122619	SYSTEM UTILITIES-WELL	11	12/26/2019	2,805.90	.00	2,805.90	10720	01/07/2020
		122619	SYSTEM UTILITIES-WELL	12	12/26/2019	183.50	.00	183.50	10720	01/07/2020
		122619	SYSTEM UTILITIES-WELL	13	12/26/2019	190.93	.00	190.93	10720	01/07/2020
		122619	SYSTEM UTILITIES-MCH	14	12/26/2019	208.45	.00	208.45	10720	01/07/2020
		122619	SYSTEM UTILITIES-ST LU	15	12/26/2019	125.11	.00	125.11	10720	01/07/2020
		122619	SYSTEM UTILITIES-LANE	16	12/26/2019	113.09	.00	113.09	10720	01/07/2020
		122619	SYSTEM UTILITIES-WELL	17	12/26/2019	828.62	.00	828.62	10720	01/07/2020
		122619	SYSTEM UTILITIES-DOLL	18	12/26/2019	10.35	.00	10.35	10720	01/07/2020
		122619	SYSTEM UTILITIES-WHIT	19	12/26/2019	6.95	.00	6.95	10720	01/07/2020
		122619	SYSTEM UTILITIES-SKYL	20	12/26/2019	65.54	.00	65.54	10720	01/07/2020
		122619	SYSTEM UTILITIES-DOLL	21	12/26/2019	296.25	.00	296.25	10720	01/07/2020
		122619	SYSTEM UTILITIES-HEAD	22	12/26/2019	307.38	.00	307.38	10720	01/07/2020
		122619	SYSTEM UTILITIES-SUN	23	12/26/2019	41.13	.00	41.13	10720	01/07/2020
		122619	SYSTEM UTILITIES-SAGE	24	12/26/2019	633.60	.00	633.60	10720	01/07/2020
		122619	SYSTEM UTILITIES-WELL	25	12/26/2019	1,506.35	.00	1,506.35	10720	01/07/2020
		122619	SYSTEM UTILITIES-WELL	26	12/26/2019	148.49	.00	148.49	10720	01/07/2020
		122619	SYSTEM UTILITIES-WELL	27	12/26/2019	480.41	.00	480.41	10720	01/07/2020
		122619	SYSTEM UTILITIES-WELL	28	12/26/2019	9.80	.00	9.80	10720	01/07/2020
		122619	SYSTEM UTILITIES-WELL	29	12/26/2019	294.94	.00	294.94	10720	01/07/2020
		122619	SYSTEM UTILITIES-WELL	30	12/26/2019	66.37	.00	66.37	10720	01/07/2020
		122619	SYSTEM UTILITIES-BACK	31	12/26/2019	34.60	.00	34.60	10720	01/07/2020
		122619	SYSTEM UTILITIES-SUN	32	12/26/2019	6.72	.00	6.72	10720	01/07/2020
		Total 430:				10,960.12	.00	10,960.12		

Vendor Number	Name	Invoice Number	Description	Seq	Invoice Date	Invoice Amount	Discount Amount	Check Amount	Check Number	Check Issue Date
460	Intermountain Gas Co	122819	SYSTEM UTILITIES-WELL	1	12/26/2019	23.01	.00	23.01	15941	01/06/2020
		122819	SYSTEM UTILITIES-SAGE	2	12/26/2019	10.31	.00	10.31	15941	01/06/2020
		122819	SYSTEM UTILITIES - HQ	3	12/28/2019	272.52	.00	272.52	15941	01/06/2020
		122819	SYSTEM UTILITIES-WHIT	4	12/26/2019	12.42	.00	12.42	15941	01/06/2020
		122819	SYSTEM UTILITIES-WELL	5	12/26/2019	10.53	.00	10.53	15941	01/06/2020
		122819	SYSTEM UTILITIES-WELL	6	12/26/2019	12.42	.00	12.42	15941	01/06/2020
		122819	SYSTEM UTILITIES-MCH	7	12/26/2019	11.04	.00	11.04	15941	01/06/2020
		122819	SYSTEM UTILITIES-LANE	8	12/26/2019	12.42	.00	12.42	15941	01/06/2020
		122819	SYSTEM UTILITIES - REU	9	12/26/2019	18.78	.00	18.78	15941	01/06/2020
Total 460:						383.45	.00	383.45		
515	Ketchum, City of	113019	KSTP OPERATINGS/NOV	1	11/30/2019	56,695.35	.00	56,695.35	15912	12/16/2019
		113019	HEADWORKS PROJECT-	2	11/30/2019	1,275.91	.00	1,275.91	15912	12/16/2019
Total 515:						57,971.26	.00	57,971.26		
570	Lutz Rentals	102053-1	BLDG R/M - SAW CHAIN	1	11/18/2019	35.64	.00	35.64	15913	12/16/2019
		102095-1	BLDG R/M - WOOD CHIP	1	11/19/2019	116.64	.00	116.64	15913	12/16/2019
Total 570:						152.28	.00	152.28		
575	Magic Valley Labs, Inc	14509	H2O TEST FEES/NOV	1	11/26/2019	90.00	.00	90.00	15914	12/16/2019
Total 575:						90.00	.00	90.00		
636	NEUNER, ANDY	100719 KET	REIMBURSE FOR WATER	1	10/07/2019	16.18	.00	16.18	15930	12/20/2019
Total 636:						16.18	.00	16.18		
710	CENTURY LINK	120119	TELEPHONE EXP/NOV	1	12/01/2019	329.98	.00	329.98	15899	12/16/2019
Total 710:						329.98	.00	329.98		
735	River Run Auto Parts	6538-148122	OP SUPP-ALL PURPOSE	1	11/20/2019	3.99	.00	3.99	15915	12/16/2019
		6538-148239	AUTO R/M- OIL FILTER L	1	11/25/2019	4.99	.00	4.99	15915	12/16/2019
		6538-148248	AUTO R/M- OIL FULL SYN	1	11/25/2019	12.98	.00	12.98	15915	12/16/2019
		6538-148427	400 CCA BATTERY FOR S	1	12/02/2019	169.95	.00	169.95	15915	12/16/2019
		6538-148521	AUTO R/M- CARB CHOKE	1	12/04/2019	16.14	.00	16.14	15915	12/16/2019
Total 735:						208.05	.00	208.05		
741	J. EVAN ROBERTSON P.A	11381	ATTORNEY'S FEES - OCT	1	10/31/2019	2,800.00	.00	2,800.00	15910	12/16/2019
Total 741:						2,800.00	.00	2,800.00		
915	United Oil	925874	GAS & OIL EXPENSE-TH	1	11/15/2019	362.60	.00	362.60	15916	12/16/2019
		926983	GAS & OIL EXPENSE-TH	1	11/30/2019	401.64	.00	401.64	15916	12/16/2019
Total 915:						764.24	.00	764.24		
975	Verizon Wireless	9844693140	CELL PHONES NOV 22 -	1	12/21/2019	72.31	.00	72.31	1032001	01/03/2020
Total 975:						72.31	.00	72.31		
1022	WELLS FARGO FINANCIA	5008403420	COPIER LEASE- 12/5/19-1	1	12/10/2019	236.07	.00	236.07	15398	12/27/2019

Vendor Number	Name	Invoice Number	Description	Seq	Invoice Date	Invoice Amount	Discount Amount	Check Amount	Check Number	Check Issue Date
Total 1022:						238.07	.00	236.07		
1035	Wells Fargo Payment Remi	121319	AUTO R/M - TOOLBOXES	1	12/13/2019	228.71	.00	228.71	Multiple	Multiple
		121319	FUEL - PAT	2	12/13/2019	49.00	.00	49.00	Multiple	Multiple
		121319	PERSONNEL TRAINING -	3	12/13/2019	603.85	.00	603.85	Multiple	Multiple
		121319	OP SUPP - WASHING MA	4	12/13/2019	1,296.57	.00	1,296.57	Multiple	Multiple
		121319	OFC SUPP - MINI FRIDGE	5	12/13/2019	238.45	.00	238.45	Multiple	Multiple
		121319	JANITORIAL	6	12/13/2019	46.26	.00	46.26	Multiple	Multiple
		121319	TM&E-CREW LUNCH - 41	7	12/13/2019	94.30	.00	94.30	Multiple	Multiple
Total 1035:						2,557.14	.00	2,557.14		
1090	WIN-911	208XT250-20	ANNUAL SOFTWARE MAI	1	11/20/2019	495.00	.00	495.00	15918	12/16/2019
Total 1090:						495.00	.00	495.00		
1093	JEANENE M PARKER	102419JP	102419JP	1	11/01/2019	147.08	.00	147.08	15911	12/16/2019
		111419BP	BEN PARKER - 111419 VI	1	11/14/2019	100.14	.00	100.14	15911	12/16/2019
Total 1093:						247.22	.00	247.22		
1098	FARMER BROTHERS CO	30027613	OFC SUPPLIES - 2 CASE	1	11/07/2019	185.90	.00	185.90	15904	12/16/2019
Total 1098:						185.90	.00	185.90		
1111	VALLEY WIDE COOPERA	037978/9	OP SUPP - XTRA COARS	1	11/20/2019	238.64	.00	238.64	15917	12/16/2019
Total 1111:						238.64	.00	238.64		
Grand Totals:						91,014.56	.00	91,014.56		

Report Criteria:


Detail report type printed

Report Criteria:

Deposit date: 12/12/2019
ACH file created: C:\Users\Joanne\Desktop\PAYROLL DIRECT DEPOSIT\ACHFILE121219.ach
Organization's offset record not included
Ordered by employee number

Employee Number	Name	Routing Number	Account Number	Type	Amount	Net Amount	Prenotice
3	Anderson, Anthony F.	123103729	153395134486	Checking Deposit	2,001.14	2,001.14	
4	Benson, Christopher N.	325070980	3087013409	Checking Deposit	1,621.07	1,621.07	
5	Neuner, Andrew J.	124103799	2323774337	Checking Deposit	1,531.76	1,531.76	
7	McMahon, Patrick J.	123103729	153354009554	Checking Deposit	2,619.54	2,619.54	
8	JADE ERICKSON	325070980	3087014043	Checking Deposit	1,633.43	1,633.43	
46	Parker, Jeanene	324173383	1400002058159	Checking Deposit	265.00	.00	
46	Parker, Jeanene	324173383	1010002058159	Savings Deposit	25.00	.00	
46	Parker, Jeanene	123171955	0813200018304	Checking Deposit	1,292.91	1,582.91	
48	MARY ELIZABETH COLLINS	124000054	435305792	Checking Deposit	941.28	941.28	
Total:						11,931.13-	

Transaction count: 9
Debit total: .00
Credit total: 11,931.13-

16472442
APPROVE 
PAID _____

Report Criteria:

Deposit date: 12/26/2019
 ACH file created: C:\Users\Joanne\Desktop\PAYROLL DIRECT DEPOSIT\ACHFILE122619.ach
 Organization's offset record not included
 Ordered by employee number

Employee Number	Name	Routing Number	Account Number	Type	Amount	Net Amount	Prenotice
3	Anderson, Anthony F.	123103729	153395134486	Checking Deposit	2,313.67	2,313.67	
4	Benson, Christopher N.	325070980	3087013409	Checking Deposit	1,893.49	1,893.49	
5	Neuner, Andrew J.	124103799	2323774337	Checking Deposit	1,555.66	1,555.66	
7	McMahon, Patrick J.	123103729	153354009554	Checking Deposit	2,834.39	2,834.39	
8	JADE ERICKSON	325070980	3087014043	Checking Deposit	1,603.48	1,603.48	
46	Parker, Jeanene	324173383	1400002058159	Checking Deposit	265.00	.00	
48	Parker, Jeanene	324173383	1010002058159	Savings Deposit	25.00	.00	
46	Parker, Jeanene	123171955	0813200018304	Checking Deposit	1,355.85	1,645.85	
48	MARY ELIZABETH COLLINS	124000054	435305792	Checking Deposit	1,103.82	1,103.82	
201	Webking, Frederick W	071000152	0002246309	Checking Deposit	255.57	255.57	
202	Lake, James A	124103799	5258183081	Checking Deposit	255.57	255.57	
Total:						13,461.50-	

Transaction count: 11
 Debit total: .00
 Credit total: 13,461.50-

APPROVED *JK*
 PAID _____

Prepared For	SUN VALLEY WATER PJ MCMAHON
Account Number	[REDACTED]
Statement Closing Date	12/13/19
Days in Billing Cycle	31
Next Statement Date	01/13/20

For 24-Hour Customer Service Call:
800-225-5935

Inquiries or Questions:
Wells Fargo SBL PO Box 29482
Phoenix, AZ 85038-8650

Payments:
Payment Remittance Center PO Box 77033
Minneapolis, MN 55480-7733

Credit Line	\$9,000
Available Credit	\$6,442

Payment Information

New Balance	\$2,557.14
Current Payment Due (Minimum Payment)	\$51.00
Current Payment Due Date	01/07/20

If you wish to pay off your balance in full: The balance noted on your statement is not the payoff amount. Please call 800-225-5935 for payoff information.

4-03-61 - 228.71 AutoRM
 4-02-35 - 49.00 Fuel
 4-03-49 - 603.85 Pers Train
 4-02-32 - 1296.57 Op Sup
 4-02-31 - 238.45 otc Sup
 4-02-38 - 4626 Janitorial
 4-03-47 - 94.30 TME

APPROVE *[Signature]*
 FULL *[Signature]*

Account Summary

Previous Balance		\$999.05
Credits	-	\$0.00
Payments	-	\$999.05
Purchases & Other Charges	+	\$2,557.14
Cash Advances	+	\$0.00
Finance Charges	+	\$0.00
New Balance	=	\$2,557.14

Rate Information

Your rate may vary according to the terms of your agreement.

TYPE OF BALANCE	ANNUAL INTEREST RATE	DAILY FINANCE CHARGE RATE	AVERAGE DAILY BALANCE	PERIODIC FINANCE CHARGES	TRANSACTION FINANCE CHARGES	TOTAL FINANCE CHARGES
PURCHASES	19.740%	.05408%	\$0.00	\$0.00	\$0.00	\$0.00
CASH ADVANCES	25.490%	.06983%	\$0.00	\$0.00	\$0.00	\$0.00
TOTAL				\$0.00	\$0.00	\$0.00

Important Information

TOTAL *FINANCE CHARGE* BILLED IN 2019 \$0.00

Transaction Details

Trans	Post	Reference Number	Description	Credits	Charges
11/12	11/13	24071059WJ822T9JY	IDAHO RURAL WATER ASSO 208-3437001 ID		500.00
11/12	11/13	24493989XBLW83Y91	IDAHO LUMBER HAILEY ID		42.32
11/13	11/13	24692169X2XDG19WL	WWW COSTCO COM 800-955-2292 WA		45.25

See reverse side for important information.



Transaction Details

Trans	Post	Reference Number	Description	Credits	Charges
11/18	11/18	2471705A351AWPZ8T	STARBUCKS KETCHUM ID		16.63
11/20	11/20	2449398A5BLWDV1SH	IDAHO LUMBER HAILEY ID		228.71
11/22	11/22	2421073A860268778	CEUPLAN 352-754-1259 FL		103.85
11/25	11/25	2420785A997W6DGD	BUSINESS AS USUAL KETCHUM ID		19.90
11/26	11/26	7485620AA26RZE1XR	PAYMENT THANK YOU	999.05	
11/27	11/27	2413746AQ01PMJYJE	USPS PO 1587500353 SUN VALLEY ID		4.55
11/27	11/27	2453923ADS86JKVHQ	MOUNTAIN LAND DESIGN, INC801-4660990 UT		1,274.38
12/06	12/06	2449398AMBLWDV1ZF	IDAHO LUMBER HAILEY ID		97.93
12/09	12/09	2401339AP013GST4H	Wiseguy Pizza Pie KETCHUM ID		60.17
12/09	12/09	2442733APLYR8WY5Y	ATKINSONS MARKET IN KETCHUM ID		17.50
12/10	12/10	2401517AR01736KVM	PHILLIPS 66 - VALLEY SHOS SHOSHONE ID		49.00
12/12	12/12	2449398AVBLWFR3K6	IDAHO LUMBER HAILEY ID		95.94

1-2

Wells Fargo News

Remember there are no foreign transaction fees when you make international purchases or travel outside of the U.S. With your Wells Fargo Business Card, you can take your business anywhere around the world and have the confidence you'll get:

- No foreign transaction fees on your purchases
- Enhanced security with chip card technology

"No foreign transaction fees" applies to business credit cards issued by Wells Fargo and this account in particular. For information on other Wells Fargo credit and debit cards, please see your account agreement or visit wellsfargo.com.

Happy Anniversary



This month marks the anniversary of your Wells Fargo Business Card. We thank you for your business and look forward to serving you for years to come.

How can Wells Fargo help your business? Learn more at wellsfargo.com/biz

CLOSING DATE 12/13/2019

DATE	AMT	ACCT	SVWSD WELLS FARGO VISA STATEMENT
12-Nov	500.00	PERSONNEL TRAINING	IDAHO RURAL WATER ASSOC - BAT REFRESHER & IMPLEMENTATION TESTS FOR JADE & ANDY
12-Nov	42.32	OP SUP	IDAHO LUMBER - OFFICE CLEANERS & HOSE REPAIR
13-Nov	46.26	JANITORIAL	COSTCO - 10 PK KLEENEX
18-Nov	16.63	TRAVEL/MEALS/ENTER	STARBUCKS - PAT & EVAN
20-Nov	228.71	AUTO R/M & OP SUPP	IDAHO LUMBER - TOOLBOXES FOR JADE & CHRIS, DEADBLOW HAMMER FOR FIRE HYDRANT
22-Nov	103.85	PERSONNEL TRAINING	CEU PLAN - TEST - PIPING SYSTEM FOR WATER OPERATORS & DISTRIBUTION - PAT
25-Nov	19.90	OFFICE SUPPLIES	BUSINESS AS USUAL
27-Nov	4.55	OFFICE SUPPLIES	USPS - POSTAGE BILLING - 1G ENVELOPES
27-Nov	1,274.38	OFC SUPP/OP SUP	MOUNTAINLAND DESIGN 3.5 CU FT WASHING MACHINE, 6.5 CU FT DRYER, 3.2 CU FT FRIDGE, HOSES & CORDS
6-Dec	97.93	OP SUPP	ID LUMBER GARAGE DOOR WEATHER STRIPPING, 2 PR GLOVES, 2 SNOWBRUSH
9-Dec	60.17	TRAVEL/MEALS/ENTER	WISEGUY PIZZA - CREW LUNCH WATER MAIN BREAK 418 FAIRWAY
9-Dec	17.50	TRAVEL/MEALS/ENTER	ATKINSONS - CREW LUNCH WATER MAIN BREAK 418 FAIRWAY
10-Dec	49.00	FUEL	PHILLIPS 66 PAT - NO CFN PHILLIPS 66 (SHOSHONE) - PAT
12-Dec	95.94	OP SUP	IDAHO LUMBER - TO BE CREDITED NEXT MONTH - GARAGE DOOR WEATHER STRIPPING
TOTAL	2,557.14		

ZIONS BANK

Corporate Trust

Anna McCully
Vice President
Telephone: (206) 438-1267
Facsimile: (855) 214-2352
Email: Anna.Mccully@Zionsbank.com

January 3, 2020

Sun Valley Water & Sewer District
ATTN: Jeanene Parker
49 Larrys Lane
Sun Valley, ID 83353

RE: Sun Valley Water and Sewer District General Obligation Bonds, Series 2018

Dear Ms. Parker,

The following amount is due on the above referenced issue on February 15, 2020. Funds are due to the Paying Agent Five Days prior to the Payment Date pursuant to Section 3.01 of the Paying Agent Agreement. Funds are due on or before February 10, 2020.

Interest:	\$29,372.05
Principal	\$0.00
(Less funds on hand)	\$0.00
Total Due: 2/10/20	\$29,372.05

Should you have any questions concerning this transaction, please do not hesitate to contact me.

Please send payments to:

By Wire or ACH:
Zions Bancorporation, N.A.
ABA: 124000054
Washington Corporate Trust
Account #080000706
Reference: Sun Valley 2018

By Check:
Zions Bancorporation
ATTN: Anna McCully
601 Union Street, Ste 3600
Seattle, WA 98101

Thank you.

Anna McCully

Anna McCully
Vice President

(AC 7924134)
cc: jeanene@svwsd.com; pat@svwsd.com

Sun Valley Water and Sewer District, Idaho

\$2,112,652 General Obligation Water and Sewer Refunding Bonds

Series 2018

Final Numbers

Net Debt Service Schedule

Date	Principal	Coupon	Interest	Total P+I	Net New D/S	Fiscal Total
11/29/2018	-	-	-	-	369,998.91	-
02/15/2019	-	-	14,272.14 ✓	14,272.14	14,272.14	-
08/15/2019	276,899.00 ✓	3.200%	33,802.43 ✓	310,701.43	310,701.43	694,972.48
02/15/2020	-	-	29,372.05	29,372.05	29,372.05	-
08/15/2020	695,000.00	3.200%	29,372.05	724,372.05	724,372.05	753,744.10
02/15/2021	-	-	18,252.05	18,252.05	18,252.05	-
08/15/2021	289,952.00	3.200%	18,252.05	308,204.05	308,204.05	326,456.10
02/15/2022	-	-	13,612.82	13,612.82	13,612.82	-
08/15/2022	299,124.00	3.200%	13,612.82	312,736.82	312,736.82	326,349.64
02/15/2023	-	-	8,826.83	8,826.83	8,826.83	-
08/15/2023	308,113.00	3.200%	8,826.83	316,939.83	316,939.83	325,766.66
02/15/2024	-	-	3,897.02	3,897.02	3,897.02	-
08/15/2024	243,564.00	3.200%	3,897.02	247,461.02	247,461.02	251,358.04
Total	\$2,112,652.00	-	\$195,996.11	\$2,308,648.11	\$2,678,647.02	-



December, 2019

Congratulations!

SIF is proud to offer your business a dividend for the 2019 calendar year. We appreciate your contributions to the Idaho economy, and we want to do our part to help you grow. The enclosed check is our way to recognize your ongoing commitment to safety, growth, and making Idaho a better place to live and work.

We wish you and your employees much safety and success in 2020, and beyond.

Sincerely,

Rick Ferguson CPCU, ARe
CEO, Fund Manager

Enclosure



POLICY NUMBER

[REDACTED]

DATE
12/09/2019

CHECK NUMBER
2485796

2485796

SUN VALLEY WATER & SEWER DISTRICT
PO Box 2410
Sun Valley ID 83353-2410

DIVIDEND STATEMENT

SAFETY PAYS - YOUR DIVIDEND IS PROOF

POLICY PERIOD	DIVIDEND PREMIUM	DIVIDEND AMOUNT	APPLIED TO ACCOUNT	OTHER DEDUCTIONS	NET CHECK AMOUNT
04/01/2018-04/01/2019	\$7,434.00	\$317.00	\$0.00	\$0.00	\$317.00

PO Box 83720 * Boise, ID 83720-0044 * 208-332-2100 * www.idahosif.org

WARNING: Original document has an artificial watermark on reverse side.



STATE INSURANCE FUND
1215 West State Street
P.O. Box 83720
Boise, Idaho 83720-0044

92-372
1231
DATE
12/09/2019

2485796
AMOUNT
\$*****317.00
PLEASE CASH PROMPTLY

PAY
THREE HUNDRED SEVENTEEN DOLLARS & 00/100

TO THE ORDER OF
SUN VALLEY WATER & SEWER DISTRICT

TO: TREASURER
STATE OF IDAHO - BOISE, IDAHO
US Bank
Boise, Idaho

⑈0002485796⑈ ⑆123103729⑆ 153390417175⑈

City of Ketchum and Sun Valley Water & Sewer District Annual Wastewater Reuse Site Performance Report 2019



Prepared by:
Mick Mummert
City of Ketchum, Wastewater Department Supervisor
480 East Ave. / PO Box 2315
Ketchum, ID 83340
(208) 727-5080

1.0 INTRODUCTION

1.1 Summary

The City of Ketchum and Sun Valley Water & Sewer District (SVWSD) received a City-Wide Class A Reuse Permit (LA-000216-02) in March 2009 (see Appendix A). The current permit allows for landscape and pasture irrigation, fire suppression, and snowmaking within City of Ketchum and SVWSD areas of impact. Construction of the reuse pump station and distribution pipelines to provide recycled water to the Weyyakin Subdivision was completed in May 2013. Recycled water was actively utilized by the Weyyakin Subdivision beginning with the 2013 irrigation season. The SVWSD reuse pipeline, storage tank, and SVWSD reuse pump station to deliver reuse water to Elkhorn Golf Course were completed September 2014. SVWSD began delivering reuse water to the Elkhorn Golf Course starting September 10th, 2014. Recycled water has been actively utilized by the Elkhorn Golf Course for the entire irrigation season starting in 2015.

This Annual Wastewater Reuse Site Performance Report (Annual Report) has been prepared to comply with conditions of Municipal Wastewater Land Application Permit LA-000216-02 (section H) issued by the Department of Environmental Quality.

The Reuse Permit issued by DEQ requires annual reporting to the regional DEQ office. The Annual Report is due by January 31st which covers operations for the previous calendar year. If reuse water is not used for snowmaking, the annual report could be prepared and submitted any time after the end of the irrigation season in the fall.

1.2 Content

The Reuse Permit states that the Annual Report should be prepared by a competent environmental professional and includes an interpretive discussion of monitoring data with particular respect to environmental impacts by the facility.

The Annual Report should include results of the required monitoring and other parameters monitored beyond the required minimum. Laboratory reports containing the sample results for monitoring are submitted in Appendix C. The Annual Report also contains the total amount of acres recycled water was applied (irrigation and snowmaking) and the gallons applied for each type of use. The report contains documentation of annual backflow testing if required, annual flow meter calibration, and the complaint log.

The Annual Report shall also include discussion of non-compliance and the status of compliance activities required by the Reuse Permit.

1.3 Ownership Information

The City of Ketchum and the Sun Valley Water and Sewer District jointly own and operate the wastewater treatment facility located at 110 River Ranch Road, Ketchum, Idaho. A table summarizing the responsible parties is shown in Table 1.

Table 1. Recycled Water System Responsible Parties and Ownership Information

Party Description	Name, Address & Phone Number
Treatment Facility Owner	City of Ketchum PO Box 2315, Ketchum, Idaho 83340 Owner Contact: Mick Mummert, Wastewater Department Supervisor (208) 726-7825 Sun Valley Water & Sewer District PO Box 2410, Sun Valley, Idaho 83353 Owner Contact: Pat McMahon, General Manager (208) 622-7610
Facility Recycled Water System Operations In-Plant Operations (incl. disinfection system and pump station)	City of Ketchum: Mick Mummert, Wastewater Dept. Supervisor; (208) 720-3093
Recycled Water System Distribution	City/District portion City of Ketchum: Mick Mummert, Wastewater Dept. Supervisor; (208) 720-3093 SVWSD: Pat McMahon, General Manager; (208) 622-7610 Weyyakin Subdivision Landscape Contractor Webb Landscaping: Sharon Storey, (208) 720-8038 Elkhorn Golf Course Chris Grey, (208) 309-2283

Note: This table should be updated to reflect new or changed information for recycled water distribution responsible parties.

2.0 PARAMETER MONITORING

2.1 Summary of Monitoring Requirements

Reuse permit limits and conditions are outlined in the reuse permit issued by IDEQ (Appendix A) and the Recycled Water Plan of Operations. Table 2 summarizes the monitoring requirements.

Table 2. Monitoring Requirements

Parameter	Frequency	Monitoring Point
Flow (MGD)	In-line continuously	Record volume to each recycled water use (i.e. irrigation, snowmaking, fire suppression)
Turbidity	In-line continuously	Following disinfection, prior to discharge from WWTF
Total Coliform and pH	Daily grab sample	Following disinfection, prior to discharge from WWTF
BODs, Total Kjeldahl Nitrogen (TKN), Nitrate + Nitrite-nitrogen	Weekly composite sample* of recycled water and compiled as monthly arithmetic mean	Following disinfection, prior to discharge from WWTF

Note: The permit says composite samples shall consist of one aliquot every six (6) hours over a 24-hour period. No aliquot shall be collected during times when reuse water is not being supplied.

2.2 Reuse Delivery (Flows & Acres applied)

2.2.1 Permit requirements

The permit requires that the number of acres (irrigation and snowmaking) to which Class A water is applied, and the gallons delivered, is reported in the annual report.

2.2.2 Monitoring results

During the 2019 irrigation season reuse water was delivered to the Elkhorn Golf Course starting May 7th and the Weyyakin subdivision starting May 8th. A summary of the reuse flow and irrigation period is shown below in Table 3.

Table 3. Reuse Delivery Data

Parameter	Weyyakin Data	Elkhorn Golf Course Data
Reuse Irrigation Period	May 8 th -October 18 th (163 days)	May 7 th -Oct 10 th (156 days)
Reuse Water Delivered	38.064 MG	63.543 MG
Reuse Flow (Avg. Daily Flow)	0.234 MGD	0.407 MGD
Total Irrigated Area	66 Acres (44 acres turf & 22 acres pasture)	118 Acres (turf)

The Recycled Water System Plan of Operation (Forsgren Associates, February 2013) estimated that the irrigation demand for Weyyakin would be 47.0 MG per irrigation season and irrigation demand for Elkhorn Golf Course would be 86.9 MG. These values were based on average

agronomic rates (data from ET Idaho) and estimated irrigation efficiencies (85% for turf grass and 60% for pasture) over an irrigation period from April through October. The actual demand of 38.064 MG for Weyyakin and 63.543 MG for Elkhorn Golf Course in the 2019 season is less than the estimated demand.

Figure 1 below shows the cumulative flow of reuse water delivered to Weyyakin and Elkhorn Golf Course throughout the 2019 irrigation season. Data is provided in Appendix B.

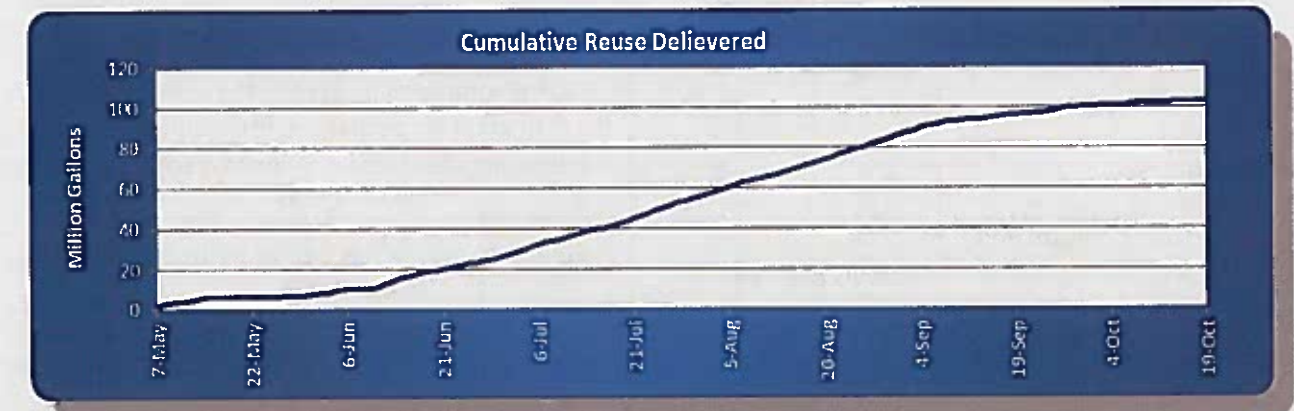


Figure 1 – Graph: Cumulative Reuse Delivered

Figure 2 shows the average daily flow of reuse water supplied to Weyyakin and Elkhorn. The days of no use correspond with precipitation and maintenance periods. On four occasions, reuse water was not supplied for permit compliance issues. Those issues are discussed later in this report.

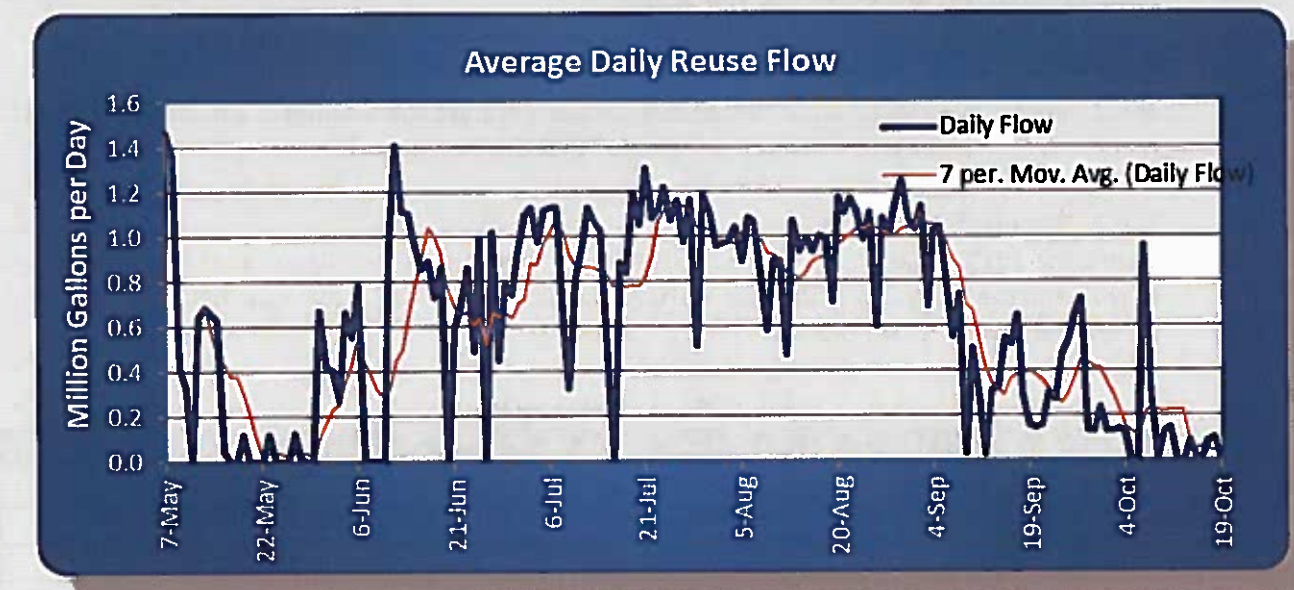


Figure 2 – Graph: Average Daily Reuse Flow

2.3 Total Coliform

2.3.1 Permit requirements

The median number of total coliform organisms shall not exceed 2.2 colony forming units (CFU) per 100 milliliters (CFU/100 mL), as determined from the results of the last seven (7) days for which the analyses have been completed. In addition, the number of total coliform organisms shall not exceed 23 CFU per 100 mL in any confirmed sample.

2.3.2 Monitoring results

Total coliform testing is performed in our in-house laboratory using the membrane filtration method. Two graphs have been prepared to illustrate total coliform test results. Figure 3 indicates the daily total coliform results along with the daily limit of 23 CFU per 100 mL. Figure 4 indicates the seven-day median along with the permit limit of 2.2 CFU per 100 mL.

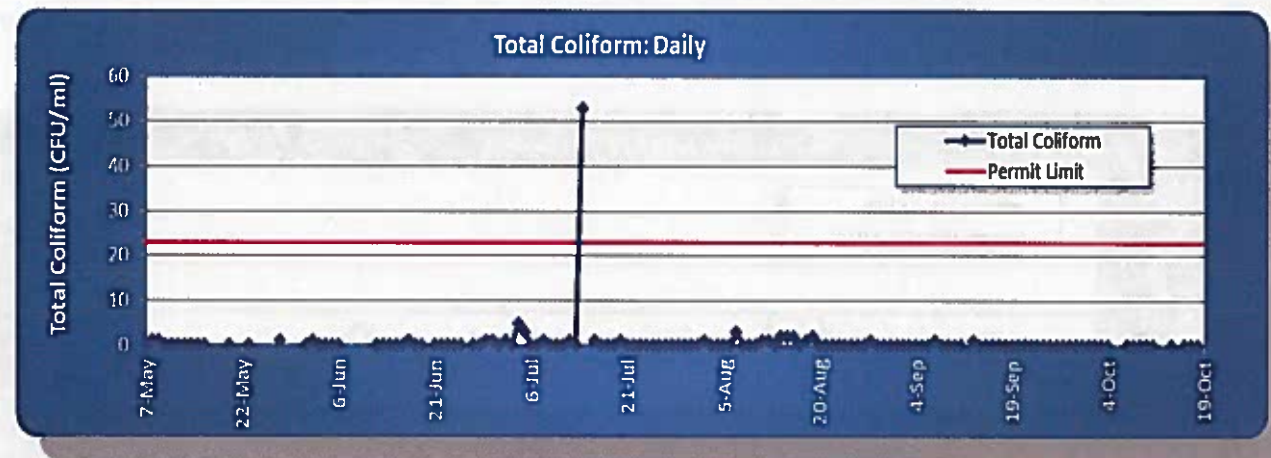


Figure 3 – Graph: Total Coliform Trend; Daily Values

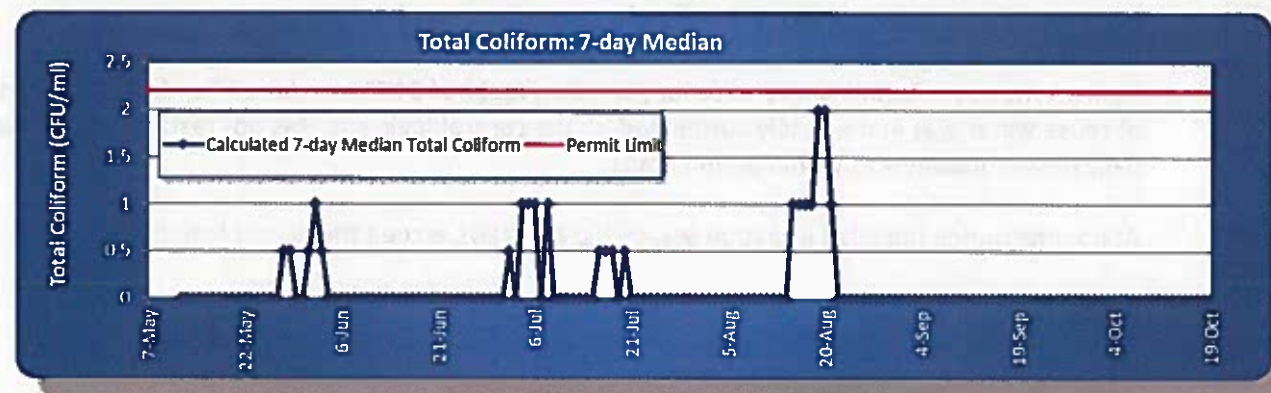


Figure 4 – Graph: Total Coliform Trend; 7-day Median Values

Figure 3 shows the daily Total Coliform limit of 23 CFU per 100 mL was exceeded on July 14th. Reuse flows were immediately halted when the high Total Coliform value was identified, and corrective actions were taken. A non-compliance report was issued according to requirements of the permit and is provided in Appendix F.

Figure 4 shows that the seven-day median Total Coliform levels did not exceed permit values this past season.

2.4 Turbidity

2.4.1 Permit requirements

The daily arithmetic mean of all daily measurements shall not exceed two (2) Nephelometric Turbidity Units (NTU) and turbidity shall not exceed five (5) NTU at any time.

Turbidity must be continuously monitored. If the turbidity increases above a daily mean of 2 NTU, or 5 NTU at any time, for more than five (5) minutes the recycled water pumps will automatically shut off to discontinue water flow into the recycled water system.

2.4.2 Monitoring results

Turbidity is monitored continuously and recorded hourly. Figure 5 shows a chart of the average daily turbidity throughout the reuse delivery period.

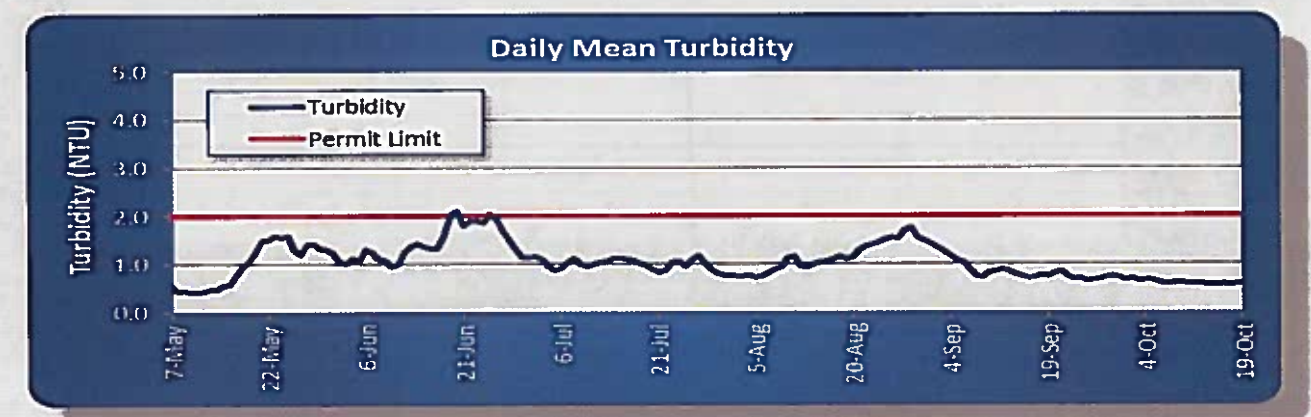


Figure 5 – Graph: Turbidity Trend

Figure 5 shows the turbidity level exceeded the daily mean of 2 NTUs on June 9th and 19th. Delivery of reuse water was immediately suspended by the control logic and was not restarted until the daily mean turbidity was within permit limits.

At no time during the 2019 irrigation season did the NTUs exceed the permit limit of 5.

2.5 BOD₅

2.5.1 Permit requirements

Five-day Biological Oxygen Demand (BOD₅) shall not exceed 10 mg/L based on a monthly arithmetic mean, as determined from weekly composite sampling.

Once a week composite sampling of effluent BOD₅ is a requirement of the facilities NPDES permit. The facility can continue to monitor BOD₅ at the same frequency when operating either the recycled water system or if discharging to the river.

2.5.2 Monitoring results

Biological Oxygen Demand (BOD₅) is tested weekly in the Ketchum/SVWSD in-house laboratory. Results of weekly BOD₅ tests are shown in the figure below. The average BOD₅ throughout the reuse delivery season was 2.0 mg/L. BOD₅ results were below the permit limit throughout the reuse delivery season.

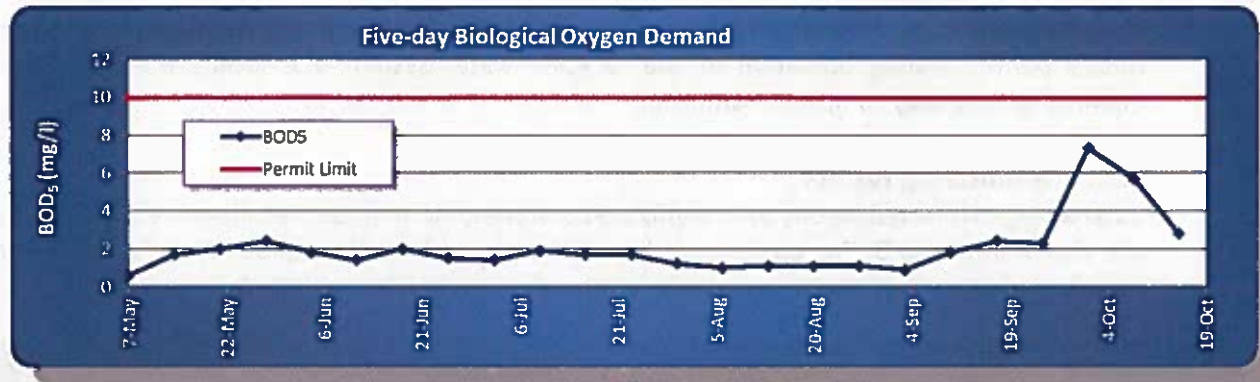


Figure 6 – Graph: BOD₅ Trend

2.6 pH

2.6.1 Permit requirements

The pH, as determined by daily grab samples or continuous monitoring, shall be between 6.0 and 9.0, inclusive.

Daily grab sampling of effluent pH is a requirement of the facilities NPDES permit. The facility can continue to monitor pH at the same frequency when operating either the recycled water system or if discharging to the river.

2.6.2 Monitoring results

The Ketchum/SVWSD facility monitors pH by daily grab samples. The daily pH value is recorded and shown below in Figure 7. The average daily pH value is 6.9. As shown in Figure 7, pH values were within permit limits throughout the reuse delivery season.

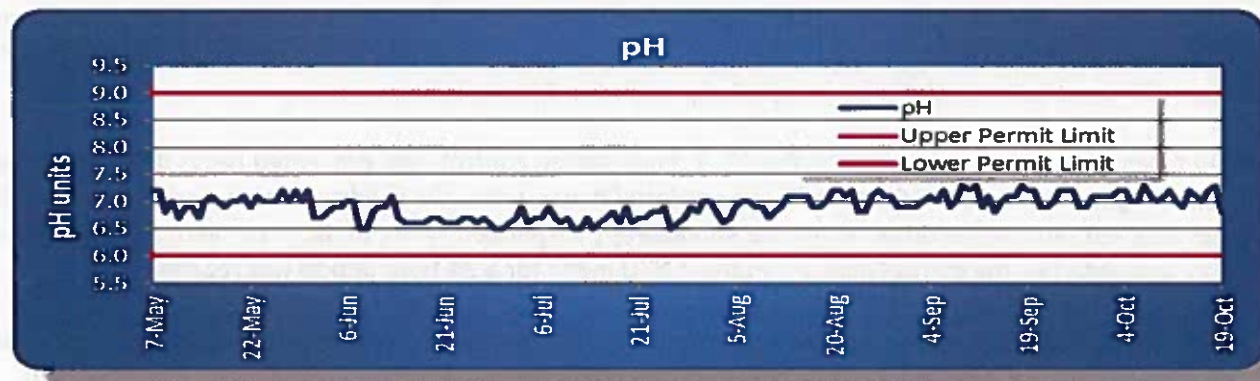


Figure 7 – Graph: pH Trend

2.7 Total Nitrogen

2.7.1 Permit requirements

Total Nitrogen (TKN + Nitrate-N + Nitrite-N) shall not exceed 30 mg/L on a monthly arithmetic mean as determined from weekly composite sampling.

Total Nitrogen is currently only required to be monitored on a quarterly basis by the facilities NPDES permit. During operation of the recycled water system, the facility must increase monitoring to weekly composite sampling.

2.7.2 Monitoring results

Total Nitrogen is tested weekly by Analytical Laboratories, Inc. in Boise. Results of weekly TN tests are shown in Figure 8. TN results were below the permit limit throughout the reuse delivery season. Copies of the laboratory analysis reports are included in Appendix C.

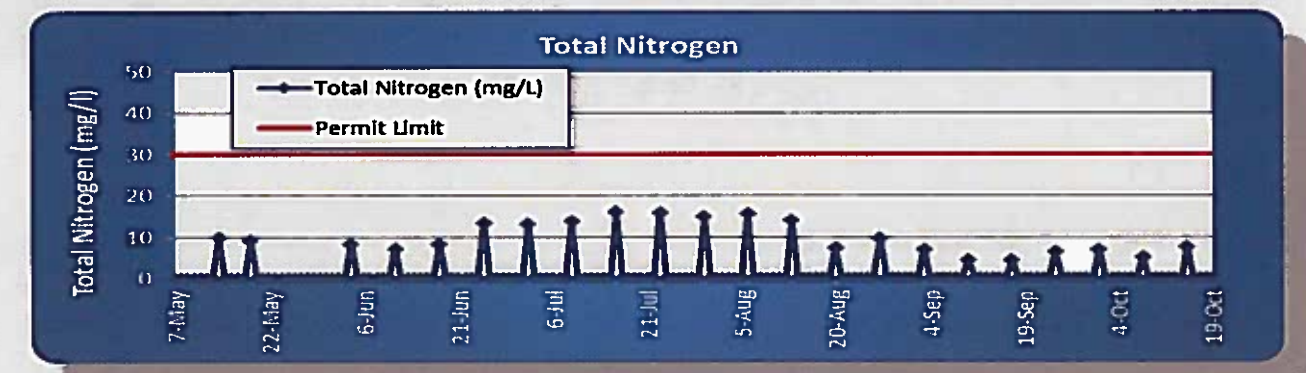


Figure 8 – Graph: Total Nitrogen Trend

3.0 DISCUSSION OF NON-COMPLIANCE

If the recycled water system does not meet any of the conditions listed in the reuse permit, the non-compliance with the reuse permit must be reported to DEQ per the oral reporting and written reporting procedures outlined in Municipal Wastewater Land Application Permit LA-000216-02, Sec 1.6.

One instance of non-compliance occurred during the 2019 reuse season. On July 15th a high Total Coliform count was recorded for the July 14th sample. This instance of non-compliance was reported to DEQ. A copy of the written non-compliance report is provided in Appendix F.

On three separate occasions during the 2019 reuse season control logic prevented reuse delivery during non-compliant conditions. On June 7th the validated flow rate for the UV disinfection system of 3.1 MGD was reached causing the reuse flow to be immediately suspended. Also, on June 19th and 26th reuse flow was suspended by the control logic when the 2 NTU mean for a 24-hour period was reached.

After each instance of non-compliance or control logic suspension, the reuse system was disinfected, and all conditions were determined to be within permit limits before delivery of reuse water was restarted.

4.0 FLOW METER CALIBRATION

4.1 Permit Requirement

The reuse permit requires annual calibration of flow meters and pumps used directly or indirectly to measure all reuse water. Flow meters to be calibrated annually include the 12" flow meter between the UV splitter box and Recycled Water Pump Station and both 8" flow meters in the vault near Weyyakin. Provide documentation of flow meter calibration in the Annual Report.

4.2 2019 Calibration

Flow meter calibrations were performed at the wastewater treatment facility and at the Weyyakin vault on May 13, 2019. Calibration verification forms are included in Appendix C.

5.0 BACKFLOW PREVENTION DEVICES

5.1 Permit Requirement

Reuse water and supplemental irrigation water interconnection shall be equipped with DEQ-approved backflow prevention devices for the protection of supplemental irrigation water sources. Annual testing of backflow prevention devices is required for all supplemental irrigation directly connected to the reuse water distribution system. The reuse provider is required to report the test date and the results of the test.

5.2 Annual Testing

There are no direct potable water connections for the reuse delivery system at Weyyakin. Supplemental irrigation water is provided by either irrigation water from the irrigation ditch upstream from where reuse water enters the system or potable water that enters the irrigation ditch via an air gap from a fire hydrant adjacent to the ditch.

SVWSD has the ability to provide supplemental irrigation water to their reuse delivery system at the Reuse Booster Station on Elkhorn Rd, however potable water is supplied to the wet well via an air gap. Supplemental irrigation water (potable water) can also be provided at the Elkhorn Golf Course pump station. The backflow assembly test reports for the two backflow preventers on the potable water line to the pump station are included in Appendix E. Tests were performed on May 1, 2019. One report is for the main 6" backflow assembly and one report is for the 1-1/2" control water backflow assembly.

6.0 COMPLAINT LOG

The facility is required to keep a log of complaints of nuisance water, such as wet yards and crawl spaces. The complaint log will be submitted to DEQ each year in the Annual Report.

During the 2019 season the facility received no complaints from the public or reuse customers. If Weyyakin residents or Elkhorn Golf Course users made complaints regarding irrigation water or water features, they likely directed the complaints to Weyyakin property management or to Elkhorn Golf Course.

The facility will continue to keep a log of complaints for upcoming years and report complaints within future Annual Reports.

7.0 STATUS OF COMPLIANCE ACTIVITIES

The Reuse Permit issued by DEQ lists five compliance activities that must be completed and submitted to DEQ by the completion date listed in the permit. A summary of the compliance activities is shown in the following table.

Table 4. Permit Compliance Activity Summary

Compliance Activity No.	Description	Completion Date	Status as of November 2015
CA-216-01	Plan of Operation	50% of construction	Prepared and submitted for DEQ review/approval in Feb. 2013
CA-216-01 Update	Updated Plan of Operation	60 days after one complete year of operation of reuse facilities	Prepared and submitted for DEQ review/approval in June 2014.
CA-216-02	Plans and specifications for new reuse systems components (i.e. reuse components at treatment plant, transmission lines, application areas, and storage areas).	Prior to construction and/or application of recycled water	Not Applicable. No new construction or application of recycled water anticipated for City of Ketchum.
CA-216-03	Recycled water application area site map showing wells, streams/canals, water bodies, wetlands, and BMPs constructed in conjunction with the runoff management plan.	60 days after completion of construction of each phase of the recycled water application areas	Site map for Weyyakin irrigation was submitted along with the 2013 Annual Report. Site map for Elkhorn Golf Course Irrigation submitted by SVWSD by Dec. 10, 2015
CA-216-04	Reuse permit renewal application	180 days prior to permit expiration (Nov. 12 th , 2015)	Submitted Nov. 2015
CA-216-05	Disinfection Monitoring Report If disinfection performance indicates that a reduced monitoring frequency is appropriate, the report shall propose a new monitoring frequency for the remainder of the permit term.	After 12 months of operation of Class A facilities	Submitted with reuse permit renewal application in Nov. 2015



City of Ketchum
Utilities Department

P.O. Box 2315
110 River Ranch Road
Ketchum, ID 83340-2315
(208) 726-7825
Fax: (208) 726-7827
utilities@ketchumidaho.org

Mick Mummert
Wastewater Department Supervisor

January 15, 2020

Tobby Kennedy
IPDES Compliance Officer
Idaho Department of Environmental Quality
650 Addison Ave W, Suite 110
Twin Falls, Idaho 83301
(208)736-2190

Re: City of Ketchum/Sun Valley Water and Sewer District Treatment Plant NPDES Permit No.:
ID0020281 Non-Compliance Notification

This letter is to inform IDEQ of a reporting violation that occurred with the submission of the Permittee's December 2019 Discharge Monitoring Report (DMR).

The City of Ketchum/Sun Valley Water and Sewer District (SVWSD) Wastewater Treatment Plant is required to monitor and report Total Mercury levels in the effluent on a quarterly basis. Total Mercury value for the fourth quarter of 2019 was not submitted with the December DMR.

The sample for the fourth quarter of 2019 was collected on December 3, 2019. The prepared sample was shipped to Analytical Laboratories in Boise, ID and received by them on December 6, 2019. Test results were not available to the Permittee at the time the December DMR was submitted on January 10, 2020. We received the results on January 15, 2020. The analysis result for the fourth quarter of 2019 Total Mercury is 0.0084 ug/L.

To ensure this reporting violation does not happen again, we will be submitting samples for Total Mercury, and all other constituents that require quarterly monitoring, no later than the sixth week of each quarter.

Please contact me at 208-726-7825 if you have any questions.

Sincerely,



Mick Mummert
City of Ketchum
Wastewater Department Supervisor

Cc: Neil Bradshaw, Mayor City of Ketchum
Suzanne Frick, City Administrator
Pat McMahon, General Manager Sun Valley Water & Sewer District

AGENDA FOR ANNUAL MEETING
Water District 37
Monday, January 13, 2020
1:30 p.m.
Lincoln County Community Center, Nance Hall, Shoshone Idaho

**** ALL ITEMS LISTED ON THIS AGENDA ARE POTENTIAL ACTION ITEMS AND VOTES MAY BE TAKEN ON ANY ITEM LISTED ****

1. Call to Order and Introduction
2. Recognition of Service – Rob Struthers
3. Soil Health Discussion
4. Selection of Chairman
5. Selection of Secretary
6. Approval of Minutes from the 2019 Annual Meeting
7. Resolution #14 Discussion
8. Adoption of 2020 Resolutions
9. Adoption of 2020 Budget
10. Current Advisory Board Members

2019 Advisory Board for Water District 37

- | | |
|--|------------------|
| (2) Big Wood River Representatives: | |
| 1– Above Magic | Sharon Lee |
| 1– Below Magic | Howard Morris |
| (1) Little Wood River/Silver Creek | Nick Purdy |
| (1) Hydropower | Bill Arkoosh |
| (2) Canal Companies/Irrigation Districts | |
| 1-2019 Rep – American Falls Res. Dist #2 | Rod Hubsmith |
| 1-2019 Rep – North Side Canal Company | Mike Elliott |
| (1) Groundwater Municipals | Pat McMahon |
| (1) Groundwater Small Users (Less / 40 Acres) | Dave Bell |
| (1) Groundwater Large Agricultural (Larger / 40 Acres) | Justin Stevenson |

11. District News and Updates
12. Adjourn

Discussion of Amendments to the agenda, if needed, as provided by Idaho Code 67-2343 (4)

*Any person needing special accommodations to participate in the above noticed meeting should contact the Water District office at 208-886-2451, 1 day prior to the meeting.
The office is located at 107 West 1st, Shoshone, Idaho.*

If you are so inclined to receive communication via email from Water District 37, please include your email address when you send in your assessment payment. This is voluntary, and your information will not be shared.

MEETING SCHEDULE WATER DISTRICT 37 2020

2 nd Monday in January	Annual Meeting
2 nd Tuesday in February	Audit Presentation
2 nd Tuesday in April	General Business
2 nd Tuesday in September	Budget Planning
2 nd Tuesday in December	Finalize Budget and Annual Meeting Discussion

IDWR Home Page:
<http://www.idwr.idaho.gov>

Water District 37 Information:
<https://www.idwr.idaho.gov/water-rights/water-districts/active.html> Scroll down and click on Water District 37

IDWR Water Rights Search Site:
<http://www.idwr.idaho.gov/apps/ExtSearch/WRAJSearch/WRADJSearch.aspx>

IDWR Forms:
<http://www.idwr.idaho.gov/forms/water-rights.html>

From: "Wiskus, John/BOI" <John.Wiskus@jacobs.com>
Subject: RE: January IWUC Meeting
Date: January 7, 2020 at 3:21:11 PM MST
To: "Chris Davies (cdavies@cityoflewiston.org)" <cdavies@cityoflewiston.org>, Chris Fredericksen <CFredericksen@idahofallsidaho.gov>, David Richards <DRichards@idahofallsidaho.gov>, "Dennis Teller (dteller@meridiacity.org)" <dteller@meridiacity.org>, "gshoemaker@cityofcaldwell.org" <gshoemaker@cityofcaldwell.org>, "kacuff@cityofeagle.org" <kacuff@cityofeagle.org>, Nate Runyan <runyann@cityofnampa.us>, "pat@svwsd.com" <pat@svwsd.com>, Robert Bohling <Rbohling@tfid.org>, Shelley Roberts <sroberts@idahoruralwater.com>, "Weaver, Mathew" <Mathew.Weaver@idwr.idaho.gov>, "Marshall.Thompson@suez-na.com" <Marshall.Thompson@suez-na.com>, "Tyler.Fortunati@deq.idaho.gov" <Tyler.Fortunati@deq.idaho.gov>, Johanna Bell <jbelle@idahocities.org>, "Newby, Deborah" <deborah.newby@suez.com>, "Lee, John" <john.lee@suez.com>
Cc: "Michael Martin (orofinowwtp@yahoo.com)" <orofinowwtp@yahoo.com>, "Rick Laam (rlaam@orofino-id.com)" <rlaam@orofino-id.com>, "bphinney@kellerassociates.com" <bphinney@kellerassociates.com>, Bryan Lacy <BLacy@CityofLewiston.org>, Mel Damewood <mdamewood@pnws-awwa.org>, "Jon Caton (jcaton@tfid.org)" <jcaton@tfid.org>, Warren Stewart <wstewart@meridiacity.org>, Kyle Radek <kradek@meridiacity.org>

Folks,


Mat Weaver has graciously shared his presentation materials ahead of our meeting tomorrow in the event you would like to review prior to the meeting or bring along copies to refer to at the meeting.

We will issue these materials with our meeting minutes as well.

Thanks, _____

John

NOTICE - This communication may contain confidential and privileged information that is for the sole use of the intended recipient. Any viewing, copying or distribution of, or reliance on this message by unintended recipients is strictly prohibited. If you have received this message in error, please notify us immediately by replying to the message and deleting it from your computer.



RAFN Municipal WRs 1996-2019, and Proposed RAFN Legislation in 2020


January 8, 2020



Municipal Water Rights

1. Municipal WRs include all beneficial uses (e.g., irrigation, commercial, industrial, domestic, etc.)
2. No Volume Limitation
3. Completely consumptive
4. Two types of municipal WRs:
 - Reasonably Anticipated Future Needs (RAFN) WRs; and
 - non-RAFN WRs






What is a RAFN Municipal Water Right?

Idaho Code § 42-202B (5):

“Reasonably anticipated future needs” refers to the future uses of water by a municipal provider for municipal purposes within a service area which, on the basis of population and other planning data, are reasonably expected to be required within the planning horizon of each municipality within the service area not inconsistent with comprehensive land use plans approved by each municipality. Reasonably anticipated future needs shall not include uses of water within areas overlapped by conflicting comprehensive land use plans.



1996 Municipal Water Rights Act (S.B. 1535): Modified Title 42 to Authorize RAFN WRs

- I.C. §42-202 – Application to Appropriate Water
- I.C. §42-202B – Definitions
- I.C. §42-217 – Proof of Application to Beneficial Use
- I.C. §42-219 – Issuance of License
- I.C. §42-222 – Change in Point of Diversion, Place of Use, Period of Use, or Nature of Use Under Established Rights

IDWR RAFN Guidance Material

1. Idaho Code Title 42, Chapter 2
2. Currently No Administrative Rules
3. Administrative Memorandums
 - a. APM #18 (non-RAFN)
 - b. APM #74 (RAFN)



The Unique Thing About RAFNs...

RAFNs allow you to apply for and receive a water right that does not need to be developed and fully put to use within the standard 5 year development period (possibly 15 years with two extensions). Municipalities have the entire duration of the specified planning horizon to fully develop the RAFN beneficial use.

This extended development period is unique to all other types of water rights in Idaho, where typically full construction of improvements and full beneficial use of water must occur within 5 years, up to 15 years under select circumstances with the filing of an extension.

RAFNs legally allow municipal providers to “speculate” and “hoard water.”

Elements of a RAFN Water Right

1. Municipal Provider Status
2. Service Area
3. Planning Horizon
4. Population Forecast
5. Future Water Demand




Municipal Provider



1. A municipality¹ that provides water for municipal purposes to its residents and other users within its service area. (e.g. incorporated city)
2. Any corporation or association holding a franchise to supply water for municipal purposes, or a political subdivision of the state of Idaho authorized to supply water for municipal purposes, and which does supply water, for municipal purposes to users within its service area. (e.g. water and sewer districts, United Water Idaho)
3. A corporation or association which supplies water (“to ten or more premises or households”) for municipal purposes through a water system regulated by the State of Idaho as a “public water supply” as described in section 39-103(12), Idaho Code. (e.g. Subdivision HOA)

¹ “Municipality” means a city incorporated under section 50-102, Idaho Code, a county, or the state of Idaho acting through a department of institution.

Municipal Provider



Qualification standard for a municipal provided has been ruled upon by the Department.

“The interim director interprets the verb [qualifies] to mean that the applicant must be a municipal provider as defined by Idaho Code 42-202B (5) at the time the application is considered by the Department.”¹ Emphasis added.

It is not enough to be **“willing, ready, and able.”**


¹ Amended Final Order, In the Matter of Application to Appropriate Water No. 63-32573 in the Name of M3 Eagle LLC, dated January 25, 2010.

Service Area

"Service area" means that area within which a municipal provider is or becomes entitled or obligated to provide water for municipal purposes. For a municipality, the service area shall correspond to its **corporate limits, or other recognized boundaries, including changes therein after the permit or license is issued.** The service area for a municipality may also include areas outside its corporate limits, or other recognized boundaries, that are within the municipality's **established planning area** if the constructed delivery system for the area shares a **common water distribution system** with lands located within the corporate limits. For a municipal provider that is not a municipality, the service area shall correspond to the area that it is authorized or obligated to serve, including changes therein after the permit or license is issued.



Service Area




1. Correspond to recognized boundaries:

- Incorporated City Limits
- Areas of Impact
- Utility Service Planning Areas

2. Agree with comprehensive land use plans.

3. Not include overlap.

4. Service areas are not static, but can change in time to reflect municipal provider's changing service area without filing a transfer.




Planning Horizon

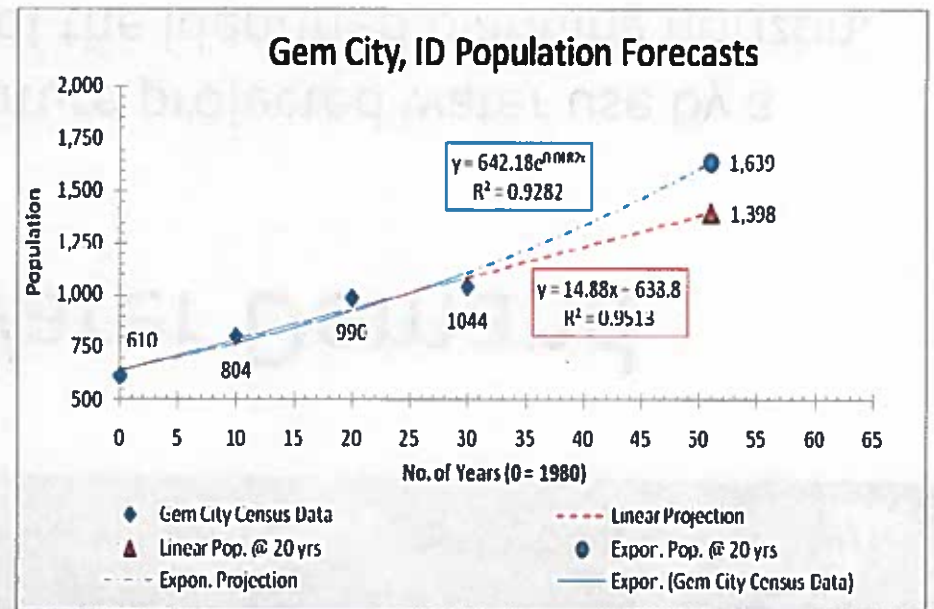
“Planning horizon” refers to the length of time that IDWR determines is reasonable for a municipal provider to hold water rights to meet RAFN needs. The length of a planning horizon may vary according to the needs of a particular municipal provider. Evaluation criteria include:

1. Consistency with customary standards of practice for water infrastructure planning
2. Consistency with the City’s Comprehensive Plan
3. Consistency with planning periods identified by other applicable planning documents adopted by the City
4. Consistency with regional planning studies

Population Forecast





1. Idaho Code § 42-202B (8) states that RAFNs should be based on *“population and other planning data.”*
2. Population forecast is critical in determining a RAFN
3. Population forecast should be based on standard technical methods
4. Models must be evaluated in the current context of the community
5. Final population should coincide with the end of the planning horizon



Future Water Demand

Water demand is the future projected water use by a community at the end of the identified planning horizon. Forecast methods include:

1. Consider residential and non-residential water use
- 2. Per capita requirements method**
3. Based on historical water use



RAFN Pros & Cons

PROS

- Reserve a water right for future needs
- Completed construction build out during development period not required
- **One** WR application processes vs. **Many**

CONS

- Detailed planning requirements
- Extended Department review & processing timeline
- Large target for protests

Concerns about Municipal Water Rights Act of 1996

Significant and irreconcilable time differences between when proof of beneficial use is due and the planning horizon.

Proof Due

- Proof due in 5 years + up to 5-10 year extension
- Difficult to require a full 10-15 years before proof is due
- License is final representation of a water right

Vs.

Planning Horizon

- Planning horizon may be 20 – 50 years
- No mechanism to adjust following the issuance of a license
- Development period continues after license issuance

Concerns about Municipal Water Rights Act of 1996

I.C. §42-219 (1)

A license may be issued to a municipal provider for an amount up to the full capacity of the system **constructed or used** in accordance with the original permit provided that the director determines that the amount is reasonably necessary to provide for the existing uses and reasonably anticipated future needs within the service...

Concerns about Municipal Water Rights Act of 1996

I.C. §42-202B (5):

*“Reasonably anticipated future needs” refers to the future uses of water by a municipal provider for municipal purposes within a service area which, on the basis of population and other planning data, are reasonably expected to be **required within the planning horizon of each municipality within the service area** not inconsistent with comprehensive land use plans approved by each municipality. Reasonably anticipated future needs shall not include uses of water within areas overlapped by conflicting comprehensive land use plans.*

Concerns about Municipal Water Rights Act of 1996

Who should be considered a municipal provider?

Summary of WRs Identifying RAFN Use as of 5/17/2012

WR Number	Basis	Draft	Div. Rate (CFS)	Current Owner
27-7000	Decreed	N	0.50	SHOSHONE BANNOCK TRIBES
37-20853	Decreed	N	0.13	STATE OF IDAHO
63-33022	License	N	4.50	CITY OF NAMPA
95-8996	License	N	0.18	HARMONS PROPERTY OWNERS ASSN
95-9009	License	N	5.25	ROSS POINT WATER DIST
98-7825	License	N	3.80	CITY OF BONNERS FERRY
63-32573	Permit	N	23.18	CITY OF EAGLE
63-32644	Permit	N	7.31	STAR SEWR & WATER DISTRICT
63-32835	Permit	N	5.00	CITY OF NAMPA
65-22357	Permit	N	8.60	TAMARACK RESORT LLC
65-23088	Permit	N	8.09	CITY OF FRUITLAND
98-7843	Permit	N	4.90	THREE MILE WATER DISTRICT

Draft Legislation - 2012

- Department Recognized Statute Challenges
- Draft Legislation – Department Initiative
- Governor’s Office Recommended Working Group
- Work Group Could Not Develop Consensus Legislation
- IDWR withdrew legislation, and the Matter Was Dropped



Application Processing Memo 74 Adopted in 2015

1. Evaluating RAFN WRs

- Service Area
- Planning Horizon
- Population Projections
- Water Demand

2. Permitting RAFN WRs

3. Licensing RAFN WRs

4. Transferring RAFN WRs

5. Appendix

App. Processing #74 – Constructed Use

Idaho Code § 42-219 (1)

A license may be issued to a municipal provider for an amount up to the full capacity of the system **constructed or used** ...

Will Always Include:

- Full Capacity Diversion Works (surface and GW)
- Storage facilities
- Trunk lines (major supply conduits)

Does Not Necessarily Include:

- Service Laterals (i.e. stub outs)
- Main lines
- Water quality treatment for full capacity
- Pumping for full capacity

Draft Legislation - 2020

- Water Users Recognize Existing Statute Challenges
- Draft Legislation – City of Twin Falls Initiative
- Idaho Water Users Association – Working Group
- Work Group Has Developed Consensus Legislation
- Legislation Addresses:
 - Reconciliation of development period and planning horizon
 - Incremental proof and licensing
 - General housekeeping
- Legislation does not address municipality vs. municipal provider issues

Draft Legislation - 2020

- § 42-204(3) – amendment excludes RAFN permits from five-year beneficial use period, and general housekeeping.
- § 42-204(4) – amendment clarifies proof due period for RAFN water rights
 - “...the permit development period shall correspond to the planning horizon authorized by the permit, which may not be extended.”
 - Creates “incremental statement” process, where permit holder submits “incremental statements” documenting the “extent of application of water to beneficial use during the most recent reporting interval.”
- § 42-204(6) – amendment clarifies permit relinquishment details for RAFNs
- § 42-217 – general housekeeping
- § 42-218a – amendment clarifies permit lapse details for RAFNs
- § 42-219 – amendment authorizes incremental licensing of RAFNs
- § 42-220 – general housekeeping

Questions & Discussions





Summary of Published Recommended Planning Horizons

Published Reference	Planning Horizon (years)
Fair 1971	10 - 50
Prasifka 1988	10 - 100
Dzurik 1996	< 50
Boumann 1998	< 50
Stephenson 2003	10 - 20
AWWA 2007	20 - 40

Fair, Gordon M. Elements of Water Supply and Wastewater Disposal. 2nd Edition. New York, U.S.: John Wiley & Sons Inc, 1971.
 Prasifka, David W. Current Trends in Water-Supply Planning. New York, U.S.: Van Nostrand Reinhold Company, 1988
 Dzurik, Andrew A. Water Resources Planning. Maryland, U.S.: Rowman & Littlefield Publishers, Inc., 1996.
 Boumann, Duane D. et al. Urban Water Management and Planning. United States: McGraw-Hill Companies, 1998.
 Stephenson, David. Water Resources Management. The Netherlands: Krips the Print Force, 2003.
 AWWA. Water Resources Planning AWWA Manual M50. 2nd Edition. American Water Works Association, 2007.

**Summary of Actual Water Planning Documents
and their Respective Adopted Planning Horizon Periods**

Municipality	Planning Horizon (years)	Planning Document Type
Ada & Canyon Counties	25	IDWR Water Demand Study
City of Coeur d'Alene	20	Comprehensive Water Plan
City of Lewiston	20	Master Water Plan
City of Meridian	50	Master Water Plan
City of Nampa	20	Master Water Plan
City of Pocatello	10	Master Water Plan
City of Rexburg	50	2008 Water System Tech. Memo
City of Twin Falls	30	Water Supply Improvement Plan
Rathdrum Prairie Aq.	50	CAMP Water Demand Projections Study
Treasure Valley	50	CAMP Future Water Demand Study
United Water Idaho	55	Water Demand Study

IWUA Workgroup Version ~~12-30-13~~ 19
(hard-coded redline, with some post-Workgroup cleanup and IDWR edits to
[42-219](#))

I.C. § 42-204

§ 42-204. Examination--Permit--Commencement of work--Extensions--
Appeal

(1) On receipt of the application, which shall be of a form prescribed by the department of water resources, it shall be the duty of that department to make an endorsement thereon of the date of its receipt, and to examine said application and ascertain if it sets forth all the facts necessary to show the location, nature and amount of the proposed use. If upon such examination the application is found defective, it shall be the duty of the department of water resources to return the same for correction or to correspond with the applicant to obtain the needed information or amendments. If the application is returned to the applicant or the department shall request additional information and the applicant fails to return the corrected application or to supply the needed information within thirty (30) days, the department may void the record of said application and notify the applicant of such action. If the corrected application is returned or the information is supplied after thirty (30) days, such corrected application shall be treated in all respects as a new application, and the priority of the right initiated shall be determined by the date of receipt, in the office of the department, of the corrected application or additional information; provided, that upon request, and good cause appearing therefor, the director of the department of water resources may grant an extension of time within which to return the corrected application or supply needed information. All applications which shall comply with the provisions of this chapter and with the regulations of the department of water resources shall be numbered in such manner as will aid in their identification, and it shall be the duty of the department to approve all applications, made in proper form, which contemplate the application of water to a beneficial use: provided, that the department may deny any such application, or may partially approve and grant a permit for a lesser quantity of water than applied for, or may grant a permit upon conditions as provided ~~in the preceding section elsewhere in this chapter.~~

(2) The department of water resources shall issue a permit for any approved application, make a record of the approval and provide a copy of the permit to the applicant, who shall be authorized, on receipt thereof, to proceed with the construction of the necessary works for the diversion of such water, and to take all steps required to apply the water to a beneficial use and perfect the proposed appropriation.

(3) ~~This subsection (3) does not apply to permits held by municipal providers for reasonably anticipated future needs. For all other permits, t~~The department shall require that actual construction work and application of the water to full beneficial use shall be complete within a period of five (5) years from the date of such approval, but may limit ~~the permit development to a less shorter~~ period than ~~is named requested~~ in the application, and the permit shall set forth the date when beneficial application of the water to be diverted by such works shall be made. Sixty (60) days before the date set for the completion of the appropriation of water under any permit the department shall forward a notice to the ~~applicant permit holder~~ by certified mail at ~~his-the permit holder's~~ address of record of the date for such completion, which said notice shall advise the ~~applicant permit holder~~ of the necessity of submitting ~~an affidavit a statement~~ of completion ~~showing proof of beneficial use~~ or a request for an extension of time on or before said date. ~~Provided that: The department may approve a timely request for an extension of time in the following circumstances:~~

(a) ~~(1)~~ In cases where the ~~applicant permit holder~~ is prevented from proceeding with ~~his-construction, work or application of water to full beneficial use~~ by ~~his-the permit holder's~~ failure to obtain necessary consent or final approval or rejection from the federal government because of the pendency of an application for right-of-way or other matter within the jurisdiction of the United States, by state, county, city or other local government permitting or administrative action or process related to the ~~applicant's permit holder's~~ land or water development, or by litigation of any nature which might bring ~~his-the permit holder's~~ title to said water in question, the department of water resources upon proper showing of the existence of any such condition, and being convinced that said ~~applicant's permit holder's~~ is proceeding diligently and in good faith, shall extend the time so that the amount of time lost by such delays shall be added to the time given in the original permit, or in any subsequent grant of extension pursuant to ~~subsection (2), (3), (4) or (6) paragraph (b), (c), (d) or (f) of~~

this subsection (3), for each and every action required.

~~(b)(2)~~ The time for completion of works and application of the water to full beneficial use under any permit involving the diversion of more than twenty-five thousand (25,000) acre feet in one (1) irrigation season for a project of no less than five thousand (5,000) acres, may upon application to the director of the department of water resources supported by a showing that additional time is needed on account of the time required for organizing, financing and constructing works of such large size, be extended by the director of the department of water resources for up to twelve (12) years beyond the initial development deadline contained in the permit, or beyond a grant of extension pursuant to the provisions of ~~subsection (1) paragraph (a)~~ of this subsection (3): Provided, that no such extension shall be granted unless the applicant-permit holder for such extension shall show that there has been actually expended toward the construction of said diversion, including expenditures for the purchase of rights-of-way and property in connection therewith, at least one hundred thousand dollars (\$100,000).

~~(c)(3)~~ The time for completion of works and application of the water to full beneficial use under any permit involving the construction of a reservoir of more than ten thousand (10,000) acre feet capacity or for the appropriation of water to be impounded in such reservoir of more than ten thousand (10,000) acre feet capacity, may be extended by the director of the department of water resources upon application to the director if the permittee-permit holder establishes that ~~the permittee-it~~ has exercised reasonable diligence and that good cause exists for the requested extension.

~~(d)(4)~~ The time for completion of works and application of the water to full beneficial use under any permit involving the diversion of two (2) or more cubic feet per second or the development or cultivation of one hundred (100) or more acres of land may be extended by the director of the department of water resources upon application by the permittee-permit holder for an additional period up to ten (10) years beyond the initial development deadline contained in the permit, or beyond a grant of extension pursuant to the provisions of ~~subsection (1) paragraph (a)~~ of this subsection (3), provided the permittee-permit holder establishes that the permittee-permit holder has exercised reasonable diligence and that good

cause exists for the requested extension.

~~(e)(5)~~ In connection with permits held by the United States, or the Idaho water resource board, whether acquired as the original applicant, by assignment or otherwise, the director of the department of water resources may extend the time for completion of the works and application of the water to full beneficial use for such additional period or periods of time as ~~he the director~~ may deem necessary upon ~~application-an extension request~~ supported by a showing that such additional time is required by reason of the status of plans, authorization, construction fund appropriations, construction, or any arrangements which are found to be requisite to completion of the construction of such works.

~~(f)(6)~~ In all other situations not governed by these provisions the department may grant one (1) extension of time, not exceeding five (5) years beyond the date originally set for completion of works and application of the water to full beneficial use, or beyond any grant of extension pursuant to the provisions of ~~subsection (1) paragraph (a)~~ of this ~~subsection (3)~~, upon request for extension received on or before the date set for completion, provided good cause appears therefor.

(4) For permits held by municipal providers for reasonably anticipated future needs, the permit development period shall correspond to the planning horizon authorized by the permit, which may not be extended. During the permit development period, the municipal provider shall periodically submit to the department incremental statements of completion showing proof of beneficial use consistent with section 42-217, Idaho Code. Each such incremental statement shall document the extent of application of water to beneficial use during the most recent reporting interval. Each incremental statement shall be prepared by a certified water rights examiner, unless the permit holder is not asserting any additional increment of beneficial use during that reporting interval. The department shall set and may later adjust the duration of any reporting interval for any permit, which shall be made a condition of the permit, to any duration not shorter than five (5) years. Sixty (60) days before the end of each reporting interval, the department shall forward a notice to the municipal provider by certified mail to its address of record specifying the date the incremental statement is due. Unless an extension of the deadline for the incremental statement is requested by the municipal provider prior to the deadline and the extension is approved by the director upon a showing of good cause, failure to

timely submit an incremental statement shall result in lapse of that portion of the permit that has not previously been licensed or for which an incremental statement of completion showing proof of beneficial use has not been submitted. Such lapsed permit portion may be reinstated only in accordance with section 42-218a, Idaho Code.

(5) Any ~~applicant permit holder feeling himself~~ aggrieved by the decision of the department of water resources regarding ~~his application its request for extension~~ may request a hearing before the director in accordance with section 42-1701A(3), Idaho Code, for the purpose of contesting the decision and may seek judicial review pursuant to section 42-1701A(4), Idaho Code, of any final decision of the director following the hearing.

~~Every holder of a permit which shall be issued under the terms and conditions of an application filed hereafter appropriating twenty-five (25) cubic feet or less per second must, within one (1) year from the date upon which said permit issues from the office of the department of water resources, commence the excavation or construction of the works by which he intends to divert the water, and must prosecute the work diligently and uninterruptedly to completion, unless temporarily interrupted through no fault of the holder of such permit by circumstances, over which he has no control.~~

(6) Subject to the provisions for reinstatement in section 42-218a, Idaho Code, The holder of any permit a permit holder who shall fail fails to comply with the provisions of this section within the time or times specified shall be deemed to have abandoned-relinquished all rights under his-its permit, or, in the case of a permit held by a municipal provider for reasonably anticipated future needs, the permit holder shall be deemed to have relinquished all rights under any portion of the permit that has not previously been licensed or for which an incremental statement of completion showing proof of beneficial use has not been submitted.

I.C. § 42-217

§ 42-217. Proof of application to beneficial use

(1) On or before the date set for the beneficial use of waters appropriated under the provisions of this chapter ~~or the date set for submission of an incremental statement of completion showing proof of beneficial use~~, the permit holder shall submit a statement ~~upon a form furnished by the department of water resources that he-the permit holder~~ has used such water for the beneficial purpose allowed by the permit. The statement shall include:

(a) 1- The name and post-office address of the permit holder.

(b) 2- The permit number.

(c) 3- A description of the extent of the use.

(d) 4- In the case of a municipal provider, ~~a revised estimate of the reasonably anticipated future needs, a revised description of the current service area, and a revised planning horizon, together with appropriate supporting documentation.~~

(e) 5- The source of the water used.

(f) 6- Such other information as shall be required by ~~the blank form furnished by the department's form.~~

(2) Such written ~~statement proof as may be required to be submitted by such user shall be upon forms furnished by the department of water resources and shall include fees as provided in subsection K. of section 42-221, Idaho Code, or a field examination report prepared by a certified water right examiner. For permits held by a municipal provider for reasonably anticipated future needs, such statements shall be provided in accordance with section 42-204(4), Idaho Code.~~

(3) Upon receipt of such ~~proof written statement~~ and the fee as required in section 42-221, Idaho Code, ~~by the department of water resources~~ the department shall examine, or cause to be examined:

~~(a) 1-~~ The place where such water is diverted and used, and, if the use is for irrigation, ~~he shall ascertain~~ the area and location of the land irrigated and the nature of all the improvements which have been made as a direct result of such use.

~~(b) 2-~~ The capacities of the ditches or canals or other means by which such water is conducted to such place of use, and the quantity of water which has been beneficially applied for irrigation or other purposes.

(4) The department or the person making such examination under the direction of the department shall prepare and file a report of the investigation: provided, that whenever an irrigation project is developed in the name of an association, company, corporation, irrigation district or the United States as provided in section 42-219, Idaho Code, proof of beneficial use shall be made by the permit holder. The lands upon which the water has been used need not be described by legal subdivisions, but may be described as provided in section 42-219, Idaho Code, and it shall only be necessary to show in such cases that the quantity of water beneficially applied for irrigation has been applied within the limits of the project.

~~Holders of permit who have submitted proof of beneficial use but have not had their project examined for beneficial use shall submit the fee required in section 42-221, Idaho Code, within sixty (60) days of notification by the director of the department of water resources that a license examination fee is required. Failure to submit the fee in the time allowed shall be cause for the director to advance the date of priority of the permit one (1) day for each day that the fee is late; provided that if the fee is not fully paid within one (1) year of the time it is due, the director of the department of water resources may consider the proof of beneficial use for the permit to be incomplete and lapse the permit, as provided in section 42-218a, Idaho Code.~~

I.C. § 42-218a

§ 42-218a. Lapse of application for failure to request extension or submit proof of application to beneficial use--Notice of lapsing

(1) A permit upon which the proof of beneficial use, or an incremental statement of completion showing proof of beneficial use, has not been submitted, or a request for extension of time has not been received on or before the date set for such proof or incremental statement, shall lapse and be of no further force nor effect. For a permit held by a municipal provider for reasonably anticipated future needs, such lapse shall not apply to any portion of the permit that has been previously licensed or for which an incremental statement of completion showing proof of beneficial use has been submitted. Notice of said lapsing shall be sent by the department to the permit holder at the address of record by regular mail.

(2)(+) Within sixty (60) days after such notice of lapsing the department may, upon a showing of reasonable cause, reinstate the permit with the priority date advanced a time equal to the number of days that said showing is subsequent to the date set for proof.

(3)(2) In connection with a proof of beneficial use statement submitted more than sixty (60) days after such notice of lapsing, the director shall require all of the following items to be submitted to the department:

(a) A report prepared by a certified water right examiner as the result of an examination to clearly confirm and establish the extent of the beneficial use of water established in connection with the permit during the time authorized by the permit and any extensions of time previously approved. The report shall be on the form or forms specified by the director and shall provide the information specified in section 42-217, Idaho Code, for confirming beneficial use and such other information as may be required by the director.

(b) A statement of reasonable cause for filing a late proof of beneficial use.

(c) A reinstatement fee of two hundred fifty dollars (\$250).

§ 42-218a. Lapse of application for failure to request extension or submit proof of application to beneficial use--Notice of lapsing

Upon finding that beneficial use had occurred during the authorized period and upon a showing of reasonable cause for filing a late proof of beneficial use, the director may reinstate the permit with the priority date advanced to the day that proof of beneficial use was received.

~~(4)(3)~~ The original priority date of a lapsed permit shall not be reinstated except upon a showing of error or mistake of the department.

I.C. § 42-219

§ 42-219. Issuance of license--Priority

(1) Upon receipt by the department of water resources of all the evidence in relation to such final proof, it shall be the duty of the department to carefully examine the same, and if the department is satisfied that the law has been fully complied with and that the water is being used at the place claimed and for the purpose for which it was originally intended, the department shall issue to such user or users a license ~~confirming such~~ corresponding to the beneficial use. Such license shall state the name and post-office address of such user, the purpose for which such water is used and the quantity of water which may be used, which in no case shall be an amount in excess of the amount that has been beneficially applied. ~~A license may be issued to a municipal provider for an amount up to the full capacity of the system constructed or used in accordance with the original permit provided that the director determines that the amount is reasonably necessary to provide for the existing uses and reasonably anticipated future needs within the service area and otherwise satisfies the definitions and requirements specified in this chapter for such use. For permits held by a municipal provider for reasonably anticipated future needs, a license may be issued incrementally for an amount corresponding to the extent of beneficial use demonstrated to the satisfaction of the department in each incremental statement of completion showing proof of beneficial use submitted pursuant to section 42-204(4), Idaho Code, which amount, together with any previously licensed portion of said permit, shall not exceed the initial quantity authorized under the permit. The final incremental license at the end of the planning horizon shall be issued for an amount corresponding to the extent of beneficial use.~~ The director shall condition the license to prohibit any transfer of the place of use outside the service area, as defined in section 42-202B, Idaho Code, or to a new nature of use of amounts held for reasonably anticipated future needs together with such other conditions as the director may deem appropriate.

(2) If such use is for irrigation, such license shall give a description, by legal subdivisions, of the land which is irrigated by such water, except that the general description of a place of use described in accordance with subsection (5) or (6) of this section may be described using a digital boundary, as defined in section 42-202B, Idaho Code. If the use is for municipal purposes, the license shall

Commented [KS1]: The intent is to issue the license for the actual beneficial use. Eliminating "extent of" avoids confusion about what "extent" means.

describe the service area, ~~as provided in section 42-202B(9), Idaho Code, and shall state the planning horizon for that portion of the right, if any, to be used for reasonably anticipated future needs.~~

(3) Such license shall bear the date of the application for, and the number of, the permit under which the works from which such water is taken were constructed, the date when proof of beneficial use of such water was made, and also the date of the priority of the right confirmed by such license.

(4) The date of priority confirmed by the license shall be the date of the application for the permit for the construction of the works from which the water is taken, and to which the right relates, provided there has been no loss of priority under the provisions of this chapter. Whenever proof of the beneficial application of water shall be offered subsequent to the date stated in the permit, or in any authorized extension thereof, when such beneficial application shall be made, the proof shall be taken, if received by the department within the sixty (60) days prescribed in the preceding section 42-218a. If the proof taken is satisfactory to the department of water resources, a license shall be issued by the department the same as though proof had been made before the date fixed for such beneficial application. The priority of the right established by the proof shall not date back to the date of the application for the permit to which the right would relate under the provisions of this chapter, but shall bear a date which shall be subsequent to the date of the application, a time equal to the difference between the date set in the permit, or extension thereof, for such beneficial application of water and the date of proof.

(5) For irrigation projects where the canals constructed cover an area of twenty-five thousand (25,000) acres or more, or within irrigation districts organized and existing as such under the laws of the state of Idaho, the license issued shall be issued to the persons, association, company, corporation or irrigation district owning the project, and final proof may be made by such owners for the benefit of the entire project. It shall not be necessary to give a description of the land by legal subdivisions but a general description of the entire area under the canal system shall be sufficient. The water diverted and the water right acquired thereby shall relate to the entire project and the diversion of the water for the beneficial use under the project shall be sufficient proof of beneficial use without regard as to whether each and every acre under the project is irrigated or not.

(6) For an irrigation project developed under a permit held by an association, company, corporation or the United States to divert and deliver or distribute surface water under any annual charge or rental for beneficial use by more than five (5) water users in an area of less than twenty-five thousand (25,000) acres, the license issued shall be issued to the permit holder. For the place of use description in the license issued for the irrigation project, it shall be sufficient to provide a general description of the area within which the total number of acres developed under the permit are located and within which the location of the licensed acreage can be moved provided there is no injury to other water rights.

(7) Subject to other governing law, the location of the acreage irrigated within a generally described place of use, as defined in accordance with subsections (5) and (6) of this section and as filed with the department pursuant to section 43-323, Idaho Code, may be changed without approval under the provisions of section 42-222, Idaho Code. However, the change shall not result in an increase in either the rate of flow diverted or in the total number of acres irrigated under the water right and shall cause no injury to other water rights. If the holder of any water right seeks to challenge such a change, the challenge may only be brought as an action initiating a contested case before the department, pursuant to the administrative procedure act, chapter 52, title 67, Idaho Code. Nothing in this section shall be construed to grant, deny or otherwise affect an irrigation district's authority to deliver water to areas outside the boundaries of such district.

(8) In the event that the department shall find that the applicant has not fully complied with the law and the conditions of permit, it may issue a license for that portion of the use which is in accordance with the permit, or may refuse issuance of a license and void the permit. Notice of such action shall be forwarded to the permit holder by certified mail. The applicant may contest such action by the department pursuant to section 42-1701A(3), Idaho Code.

I.C. § 42-220

§ 42-220. Effect of License

~~Such license~~ **Water right licenses** shall be binding upon the state as to the right of such licensee to use the amount of water mentioned therein, and shall be prima facie evidence as to such right; and all rights to water confirmed under the provisions of this chapter, or by any decree of court, shall become appurtenant to, and shall pass with a conveyance of, the land for which the right of use is granted. The right to continue the beneficial use of such waters shall never be denied nor prevented for any cause other than the failure, on the part of the user or holder of such right, to pay the ordinary charges or assessments which may be made or levied to cover the expenses for the delivery or distribution of such water, or for other reasons set forth in this title: provided, that when water is used for irrigation, no such license or decree of the court allotting such water shall be issued confirming the right to the use of more than one second foot of water for each fifty (50) acres of land so irrigated, unless it can be shown to the satisfaction of the department of water resources in granting such license, and to the court in making such decree, that a greater amount is necessary, and neither such licensee nor any one claiming a right under such decree, shall at any time be entitled to the use of more water than can be beneficially applied on the lands for the benefit of which such right may have been confirmed, and the right to the use of such water confirmed by such license shall always be held subject to the local or community customs, rules and regulations which may be adopted from time to time by a majority of the users from a common source of supply, canal or lateral from which such water may be taken, when such rules or regulations have for their object the economical use of such water.